



Brian P. Kemp
Governor

Gregory C. Dozier
Commissioner

August 5, 2020

President Ivan Allen
Central Georgia Technical College
80 Cohen Walker DR
Warner Robins, GA 31088

Dear President Allen:

Thank you for submitting the 2020-2021 Emergency Operations Plan (EOP) for your College. Your EOP has been approved without need for revisions. We appreciate the hard work and dedication you and your staff have shown.

If you have questions or need further information concerning applicable requirements, please contact me at (404) 679-1666 or lbeck@tcsg.edu.

Sincerely,

A handwritten signature in blue ink that reads "Lisa Anne Beck". The signature is fluid and cursive.

Lisa Anne Beck
Emergency Manager


(Please forward a copy to your College Emergency Operations Coordinator, Chief Bob Wilbanks, for College distribution.)

Emergency Operations Plan Central Georgia Technical College 2020-2021

REVIEWED:  DATE: 24 July 2020
EMERGENCY OPERATIONS COORDINATOR
CENTRAL GEORGIA TECHNICAL COLLEGE

APPROVED:  DATE: 7/24/2020
PRESIDENT
CENTRAL GEORGIA TECHNICAL COLLEGE

REVIEWED:  DATE: 07/24/20
EMERGENCY MANAGER
TECHNICAL COLLEGE SYSTEM OF GEORGIA

APPROVED:  DATE: 8/4/2020
DIRECTOR OF CAMPUS SAFETY
TECHNICAL COLLEGE SYSTEM OF GEORGIA

Central Georgia
Technical College

Emergency Operations Plan
2020-2021


Approval and Implementation

This plan supersedes the Central Georgia Technical College Emergency Operations Plan dated 2019-2020.

The transfer of management authority for actions during an incident is done through the execution of a written delegation of authority from an agency to the incident commander. This procedure facilitates the transition between incident management levels. The delegation of authority is a part of the briefing package provided to an incoming incident management team. It should contain both the delegation of authority and specific limitations to that authority.

The Central Georgia Technical College Emergency Operations Plan delegates the authority to specific individuals in the event that the president is unavailable. The chain of succession in a major emergency is as follows:

1. President
2. Executive Vice President
3. Vice President for Student Affairs
4. Chief of Police



President

Central Georgia Technical College

7-24-2020
Date


Promulgation Statement

The primary role of government is to provide for the welfare of its citizens. The welfare and safety of citizens is never more threatened than during emergencies. The goal of emergency management is to ensure that mitigation, preparedness, response, and recovery actions exist so that public welfare and safety is preserved.

The Central Georgia Technical College Emergency Operations Plan (EOP) provides a comprehensive framework for college-wide emergency management. It addresses the roles and responsibilities of government organizations and provides a link to local, state, federal, and private organizations and resources that may be activated to address emergencies at Central Georgia Technical College

The Central Georgia Technical College EOP ensures consistency with current policy guidance and describes the interrelationship with other levels of government. This plan will continue to evolve, responding to lessons learned from actual emergency experiences, ongoing planning efforts, training and exercise activities, and Federal guidance.

Therefore, in recognition of the emergency management responsibilities of Central Georgia Technical College and with the authority vested in me as the President of Central Georgia Technical College, I hereby promulgate the Central Georgia Technical College Emergency Operations Plan.



President

Central Georgia Technical College

7-24-2020
Date

Record of Changes

[illegible]

Record of Distribution

[illegible]

Central Georgia Technical College Emergency Operations Plan

Table of Contents

Emergency Operations Plan

1. Overview
2. Concept of Operations
3. Organization and Assignment of Responsibilities
4. Direction, Control, and Coordination
5. Information Collection, Analysis and Dissemination
6. Training, Drills and Exercises
7. Administration, Finance and Logistics
8. Plan Development and Maintenance
9. Authorities and References
10. College Risk Assessment Instrument

Functional Annexes

1. Evacuation
2. Deny Entry/Closing/Lockdown
3. Shelter-in-Place/Secure-in-Place
4. Accounting for All Persons
5. Communications and Notifications
6. Business Continuity
7. Recovery
8. Public Health, Medical and Mental Health
9. Security
10. Rapid Assessment

Hazard-Specific Annexes

Natural Hazards

1. Tornado/Winds/Thunderstorm
2. Winter Weather
3. Floods/Dam Failure
4. Wildfires
5. Lightning
6. Drought
7. Hurricane
8. Earthquake

Technological Hazards

1. Structural Collapse
2. Utility Failure
3. Power Failure

4. Network Failure/Cyber Attacks
5. Telecommunications Failure
6. Major Structure Fire
7. Vehicle/Air/Train Accident

Biological Hazards

1. Disease Outbreak
2. Contaminated Food Outbreak

Adversarial, Incidental & Human-Caused Hazards

1. Civil Disorder
2. Terroristic Threat (includes Bomb Threat and Suspicious Package)
3. Hazardous Materials Incident
4. Armed Intruder
5. Hostage Situation

Exhibits

1. OVERVIEW

1.1 Purpose

The purpose of the Central Georgia Technical College Emergency Operations Plan (EOP) is to outline preparedness and response activities with regard to the various hazards that exist in the Central Georgia Technical College location(s) and setting(s). It is designed to clarify expectations for an effective response and to seamlessly integrate the processes and procedures described in the National Response Framework and local emergency operation plans or procedures.

1.2 Scope

This EOP applies to all participating operating units and agencies of the jurisdictions contained within the geographical boundary(ies) of Central Georgia Technical College.

1.3 Situation Overview

Characteristics

Central Georgia Technical College's campuses include Warner Robins (Houston), Macon (Bibb), and Milledgeville (Baldwin).

Warner Robins is home to Georgia's largest industrial complex, Robins Air Force Base, and the Southeast Region Little League Baseball Headquarters. Located at I-75 Exits #144 and #146, Warner Robins has over 105 restaurants, 1900 hotel rooms, diverse shopping and several facilities offering championship golf holes. It is considered a hub because of its location in the center of the state connecting major interstates and highways. As of the 2010 census, the city had a total population of 66,588.

Macon is located 1.25 hours south of Atlanta at the crossroads of two major interstate highways, I-75 (north-south) and I-16 (east-west), making it easily accessible by car. Manufacturing, aeronautics, medical and tourism are the leading employers in Macon. Surrounding areas thrive on agriculture and Macon's State Farmers Market offers the best peaches, peanuts, pecans and vegetables in Middle Georgia. In 2014, the population of Macon-Bibb was 153,691.

Milledgeville is Georgia's Antebellum Capital, serving as the Antebellum Capital from 1803 to 1868. Carefully planned from its inception, the city was envisioned as an appealing combination of broad streets running parallel with the four points of a compass and public squares of twenty acres each. Today, in fact, Milledgeville is considered to be the only surviving example of a complete Federal period city. The population was 18,382 at the 2010 census.

Hazard Vulnerability Assessment

Central Georgia Technical College completed the latest hazard vulnerability assessment on March 11, 2019 in consultation with administration, faculty staff and external stakeholders of the Central Georgia Technical College. This hazard vulnerability assessment rated potential hazards on their frequency of occurrence. Each hazard is then rated as to potential impacts to life, property and environment, as well as to potential impacts on operations. A summary of the hazard vulnerability assessment for Central Georgia Technical College is as follows:

With the exception of Tornado/Winds/Thunderstorm and Disease Outbreak (Covid), all Probability sections of the hazard vulnerability assessment are low. The same sections for the Business Continuity Impact and Financial Impact are medium to low.

1.4 Planning Assumptions

This EOP serves as a practical guide with modifications made to meet the demand of each emergency; because no plan can anticipate or predict every scenario, emergency management personnel must quickly adapt to events as they unfold. To this end it is assumed:

- Emergency situations individually, or in combination, may cause grave impacts on Central Georgia Technical College. These situations can vary in scope and intensity, from isolated areas of minimal impact to wide-ranging devastation.
- Planning is universal, based on the “all-hazards” approach.
- Planning recognizes and supports the principles of the National Incident Management, the Incident Command System, the National Response Framework and Presidential Policy Directive 8.
- Planning includes all constituencies, including, but not limited to: employees, students, volunteers, visitors, vendors and contractors.
- Planning incorporates all physical locations and settings for which the technical college has responsibility.
- Close professional working relationships are established among key college members prior to an emergency situation.
- Close professional working relationships are established with appropriate external agencies prior to an emergency situation, i.e., local, state, and federal law enforcement; fire departments; emergency management services; public health agencies; as well as medical facilities and volunteer organizations such as the American Red Cross.
- Public information is of vital importance and, as all emergencies are newsworthy and may receive media coverage including social media, the technical college will monitor and respond appropriately.
- Individual technical college operating units must design additional cooperative college response plans for situations that may develop under their purview.
- During response and recovery phases, officials under this EOP have the responsibility to save lives, protect property, relieve human suffering, sustain survivors, support constituencies, restore services, repair essential facilities and protect the environment.

1.5 Definitions

All Hazards: Any incident or event, natural or human caused, that requires an organized response by a public, private, and/or governmental entity in order to protect

life, public health and safety, values to be protected, and to minimize any disruption of governmental, social, and economic services.

Assessment (Threat or Hazard): The method for determining risk and the resources and issues to be addressed in the EOP. Assessments include but are not limited to: site assessments, culture and climate assessments, behavioral threat assessments, and capacity assessments.

Drill: A drill is a coordinated, supervised activity usually employed to test a single specific operation or function in a single agency.

Exercise: An exercise is designed to test, whether in a functional design or full scale, to evaluate individual capabilities, multiple functions or activities within a function, or interdependent groups of functions.

Incident Command System (ICS): A standardized on-scene emergency management concept specifically designed to allow its user(s) to adopt an integrated organizational structure equal to the complexity and demands of single or multiple incidents, without being hindered by jurisdictional boundaries.

Mitigation: The capabilities necessary to eliminate or reduce the loss of life and property damage by lessening the impact of an event or emergency.

National Incident Management System (NIMS): A systematic, proactive approach guiding government agencies at all levels, the private sector, and nongovernmental organizations to work seamlessly to prepare for, prevent, respond to, recover from, and mitigate the effects of incidents, regardless of cause, size, location, or complexity, in order to reduce the loss of life or property and harm to the environment.

National Response Framework (NRF): The NRF is a guide to how the Nation responds to all types of disasters and emergencies. It is built on scalable, flexible, and adaptable concepts identified in the National Incident Management System to align key roles and responsibilities across the Nation.

Presidential Policy Directive 8 (PPD-8): This directive orders the strengthening of the security and resilience of the United States through systematic preparation for the threats that pose the greatest risk to the security of the nation, including acts of terrorism, cyber-attacks, pandemics, and catastrophic natural disasters.

Prevention: The capabilities necessary to avoid, deter, or stop an imminent crime or threatened or actual mass casualty incident.

Protection: The capabilities to secure against acts of terrorism and man-made or natural disasters.

Response: The capabilities necessary to stabilize an emergency once it has already happened or is certain to happen in an unpreventable way; establish a safe and secure environment; save lives and property; and facilitate the transition to recovery.

Recovery: The capabilities necessary to restore a setting affected by an event or emergency.

Train: Training may consist of briefings, to disseminate information about policy and/or procedures or hands-on training, to provide performance-based skills.

Vulnerabilities: The characteristics which make a setting or individual more susceptible to identified threats or hazards.

2. CONCEPT OF OPERATIONS

2.1 General

This EOP is supported by the local, state and federal organization levels of emergency management. Preparedness, prevention, response, recovery and mitigation are general responsibilities of all levels of government working together to provide a delivery system to meet the needs of the response community. Emergency operations will be initiated at the lowest level of government able to respond effectively and efficiently.

2.2 Plan Activation

This EOP is activated in response to actual or potential emergencies which occur or are likely to occur on or within the immediate area of the technical college locations. However, Central Georgia Technical College maintains an active approach to prevention, preparedness, response, recovery and mitigation at all times.

This EOP is brought into action by declaration of an emergency by the President, designee, or by the highest-ranking executive-level senior administrator who is currently available. Once an emergency has been declared, the members of the Policy Group, whose responsibilities are described below, and other support personnel are, to the extent possible, relieved of routine duties, to more fully concentrate on the tasks at hand. The President, or designee, will notify the Commissioner of the Technical College System of Georgia of such an emergency.

The President maintains executive control of the EOP. Central Georgia Technical College personnel and equipment will be utilized to provide priority protection of life, preservation of property, and restoration services to the college. The members of the Policy Group will determine the manner in which resources are utilized.

We do not currently have an Emergency Operations Center, but we do participate in local Emergency Operations Centers.

3. ORGANIZATION AND ASSIGNMENT OF RESPONSIBILITIES

This portion of the EOP defines the roles and responsibilities of members of the Policy Group involved in the emergency management process. This EOP describes the responsibilities during the activation of the EOP. The following is a generalized accounting; individual technical college organization and assignment of responsibilities will dictate the specific organizational structure.

3.1 Policy Group Membership, may include, but is not limited to:

- President
- Executive Vice President(s)
- Vice President(s) Academic Affairs, Student Affairs, etc...
- Provost(s), Dean(s), Director(s)
- Chief of Police/Director of Public Safety
- Facilities
- Human Resources
- Local Board Representation
- Faculty Representation
- Student Representation
- Information Technology

3.2 The Policy Group responsibilities may include, but are not limited to:

1. Strategic
 - a. Makes major policy, strategic or resource decisions when critical functions of the college are interrupted.
 - b. Provides leadership and motivation.
 - c. Provides direction and vision for recovery and post-emergency restoration.
2. Resource Allocation
 - a. Ensures adequate resources provided to meet needs.
 - b. Empowers staff to implement response plans.
 - c. Establishes and authorizes emergency budgetary parameters.
 - d. Coordinates recovery with individual operating units.
 - e. Authorizes contingency contractual agreements.
3. Operations
 - a. Orders suspension or interruption of operations.
 - b. Approves extension of or waiving of deadlines.
 - c. Pursues means to resume normal operations as quickly as possible.
4. Communications
 - a. Notifies, informs and updates all constituencies and stakeholders.
 - b. Ensures applicable policy decisions are communicated.
 - c. Serves as interface with counterparts at local, state and federal levels as appropriate.
 - d. Authority over public information releases.
5. Incident Specific
 - a. Declares college emergency.

- b. Establishes incident response level.
- c. Determines overall college status and identifies needs/responsibilities.
- d. Conducts post-emergency briefing.
- 6. Planning
 - a. Ensures organizational readiness through appropriate planning processes.
 - b. Authorizes overall college response strategies and plans.
 - c. Supports and participates in training, exercises and outreach.

4. DIRECTION, CONTROL AND COORDINATION

To provide for the effective direction, control, and coordination of an incident, the technical college EOP will be activated including the implementation of the Incident Command System (ICS). The Incident Commander is delegated the authority to direct strategic on-scene operations until a coordinated incident management framework can be established with local authorities. The Policy Group is responsible for providing the Incident Commander with strategic guidance, information analysis, and needed resources.

The ICS is organized into the following functional areas:

- A. Incident Command:** Directs the incident management activities using strategic guidance provided by the Policy Group. Responsibilities and duties include, but are not limited to:
 - Establish and manage the Command Post, establish the incident organization, and determine strategies to implement protocols and adapt as needed.
 - Monitor incident safety conditions and develop measures for ensuring the safety of building occupants (including all constituencies and responders).
 - Coordinate media relations and information dissemination with Policy Group.
 - Develop working knowledge of local/regional agencies; serve as the primary on-scene contact for outside agencies assigned to an incident; and assist in accessing services when the need arises.
 - Document all activities.
- B. Operations Section:** Directs all tactical operations of an incident including implementation of response/recovery activities according to established incident management procedures and protocols, care of students, first aid, crisis intervention, search and rescue, site security, damage assessment, evacuations, and the release of students. Specific responsibilities include but are not limited to:
 - Implement an incident action plan.
 - Assist in securing facility.
 - Monitor utilities (i.e., electric, gas, water, heat/ventilation/air conditioning) and shut off if danger exists or directed by Incident Commander.
 - Establish medical triage and request additional supplies from the Logistics Section.

- Coordinate the rationed distribution of food and water, establish secondary toilet facilities in the event of water or plumbing failure, and request needed supplies from the Logistics Section.
- Analyze technical college staffing to develop plans for reunification.
- Document all activities.

C. Planning Section: Collects, evaluates, and disseminates information needed to measure the size, scope, and seriousness of an incident and to plan appropriate incident management activities. Duties include but are not limited to:

- Assist Incident Commander in the collection and evaluation of information about an incident as it develops (including site map and area map of related events), assist with ongoing planning efforts, and maintain incident time log.
- Document all activities.

D. Logistics Section: Supports incident management operations by securing and providing needed personnel, equipment, facilities, resources, and services required for incident resolution; coordinating personnel; assembling and deploying volunteer teams; and facilitating communication among incident responders. Additional responsibilities include but are not limited to:

- Establish and oversee communications center and activities during an incident.
- Document all activities.

E. Finance/Administration Section: Oversees all financial activities including purchasing necessary materials, tracking incident costs, arranging contracts for services, timekeeping for emergency responders, submitting documentation for reimbursement, and recovering school records following an incident. Additional duties include but are not limited to:

- Assume responsibility for overall documentation and recordkeeping activities; when possible, photograph or videotape damage to property.
- Develop a system to monitor and track expenses and financial losses, and secure all records.

F. Coordination with First Responders

Central Georgia Technical College has excellent working relationships with external agencies. These relationships aid in the coordination of services between the agencies and Central Georgia Technical College and include, but are not limited to municipal and county entities such as mental health, law enforcement, and fire departments. Written agreements specify the type of communication and services provided by one agency to another. If an incident is within the authorities of the first-responder community, command will be transferred upon the arrival of qualified first responders. A transfer of command briefing shall occur. The technical college's Incident Commander may be integrated into the Incident Command structure or assume a role within a Unified Command structure.

Central Georgia Technical College has signed Memorandums of Agreement (MOA) with the following agencies:

*Baldwin County Sheriff's Office
Bibb County Sheriff's Office
Fort Valley Police Department
Georgia Military College Police
Houston County Sheriff's Office
Peach County Sheriff's Office
Twiggs County Sheriff's Office*

*Bibb County Board of Education Police
Byron Police Department
Forsyth Police Department
Middle GA State University Police
Milledgeville Police Department
Roberta Police Department
Warner Robins Police Department*

5. INFORMATION, COLLECTION, ANALYSIS AND DISSEMINATION

During the course of normal daily operations, local conditions are monitored via internet websites, NOAA, NWS, weather radios, law enforcement alerts, and local crime reports.

Sources include, but are not limited to the following:

- National Oceanic and Atmospheric Administration (NOAA): Contact NOAA here.
- National Weather Service (NWS): Contact NWS here.
- Georgia Emergency Management Agency/Homeland Security: Contact GEMA here.
- Local law enforcement agencies
 - *Warner Robins Campus*
 - *Warner Robins Police Department; Houston County Sheriff's Office*
 - *Macon Campus*
 - *Bibb County Sheriff's Office*
 - *Milledgeville Campus*
 - *Milledgeville Police Department; Baldwin County Sheriff's Office*
- Local fire service agencies:
 - *Warner Robins Campus*
 - *Warner Robins Fire Department; Houston County Fire Department*
 - *Macon Campus*
 - *Bibb County Fire Department*
 - *Milledgeville Campus*
 - *Milledgeville Fire Department; Baldwin County Fire Department*
- Local EMA director/agency:
 - *Houston County CStoner@houstoncountyga.org*
 - *Bibb County shawkins@maconbibb.us*
 - *Baldwin County baldwin.county@gema.ga.gov*
- Local hazardous materials agencies:
 - *See: local fire service agencies and EMA directors*

- Local media sources:
 - *WMAZ*
 - *WGXA*
 - *The Telegraph*

One important emergency function is to collect, analyze and properly disseminate situational information to the faculty/staff and personnel to make operational decisions for current and future operational periods. In order to obtain true and accurate situational information, all organizational units within the campus community and personnel must provide updates, damage assessments and resource status reports to the college President or designee.

Prior to the public release of data, information must be vetted; particularly in the event of criminal activity. Information regarding an incident is to be released only on a need to know basis.

6. TRAINING, DRILLS AND EXERCISES

Seek Shelter (Tornado) drills: Periodically

Evacuation (Fire) drills: Monthly

Armed Intruder Exercise: The technical college recognizes the imperative requirement from the TCSG System Office with regard to participating in an Armed Intruder Exercise. The Armed Intruder exercise will be held in conjunction with local law enforcement agencies, as well as other emergency services.

Location: Central Georgia Technical College Macon Campus- On November 26, 2019, The campus locked all exterior doors and sent a timely notification to all staff and students due to a suspect fleeing from the scene of an off campus armed robbery.

NIMS & ICS: The technical college will identify key college personnel, and others who may have a need to become involved in emergency response operations, and provide training for Incident Command Structure (ICS) and/or National Incident Management System (NIMS) training.

Key facility and public safety personnel reviewed NIMS & ICS protocol in January 2020. Periodic review occurs at least annually.

7. ADMINISTRATION, FINANCE AND LOGISTICS

- Ensure preservation and safekeeping of all records.
- Arrange for temporary workspace and relocate essential services.
- Initiate a record-keeping system for all expenditures associated with emergency operations.
- Coordinate with Purchasing on procedures for handling emergency expenditures.

8. PLAN DEVELOPMENT AND MAINTENANCE

This EOP is developed with input from across technical college constituencies and in collaboration with external stakeholders and evaluated at minimum once each year or more frequently should emergencies or organizational structure dictate changes. Training, drills and exercises will be conducted periodically to ensure that all members of the college community understand how to carry out the provisions of the plan.

An annual review is made by Chief Bob Wilbanks, AVP Jimmy Faircloth, EVP Jeff Scruggs, and President Ivan Allen. Records are retained electronically for at least three years.

9. AUTHORITIES AND REFERENCES

2015 Georgia Emergency Operations Plan (GEOP); Georgia Emergency Management Agency (GEMA). [Find Georgia Emergency Operations Plan here.](#)

Federal Emergency Management Agency (FEMA) Emergency Management Institute training. [Find FEMA Training Information here.](#)

Guide for Developing High-Quality Emergency Operations Plans for Institutions of Higher Education. June 2013. U.S. Department of Education, U.S. Department of Health and Human Services, U.S. Department of Homeland Security, U.S. Department of Justice, Federal Bureau of Investigation, Federal Emergency Management Agency. [Find Guide for Developing High-Quality Emergency Operations Plans for Institutions of Higher Education here.](#)

National Incident Management System (NIMS) Implementation for Schools and Institutions of Higher Education (IHEs) Webpage. [Find NIMS Resources for Implementing EOPS here.](#)

National Response Framework (NRF) [Find National Response Framework here.](#)

Presidential Policy Directive 8 (PPD-8) [Find Presidential Policy Directive 8 \(PPD8\) here.](#)

Functional Annexes

Evacuation

This annex focuses on procedures executed to evacuate all constituencies from buildings, facilities and grounds associated with the technical college.

Exhibit plans that meet each of these goals:

1. Account for individuals located in various locations at different points in the day/week.
2. Safely move individuals from unsafe areas to designated assembly areas including but not limited to classrooms, student housing facilities, campus grounds, dining halls, stadiums, conference centers and other locations.
3. Establish alternate routes when primary evacuation routes are unusable.
4. Evacuate individuals with disabilities (along with service animals and assistive devices, e.g., wheelchairs) and others with access and functional needs, including language, transportation and medical needs.
5. Reunify individuals in a safe and efficient manner.

Resources: Emergency Operations and Safety Plan 2020-2021

- *Section I: Safety and Security Planning*
 - *F: Evacuation Protocol*
- *Section II: System Response Protocols*
 - *Section 1.4.8 Emergency Exit*
 - *Section 1.5.3 Evacuation Routes and Assembly Points*
 - *Section 1.5.5 Evacuation Routes*

Deny Entry/Closing/Lockdown Annex

This annex focuses on procedures required to secure buildings, facilities, and grounds during incidents that pose an immediate threat or hazard including, but not limited to, crime, bomb threat or the event of a chemical or biological hazard in or around the technical college. In the event of a chemical or biological hazard, all constituencies may be required to move to areas that can be sealed. The primary objective of secure-in-place is to quickly ensure all constituencies are secured in areas away from immediate danger.

Exhibit plans to meet each of these goals:

1. Account for individuals located in various locations at different points in the day/week.
2. Secure exterior accesses to buildings and facilities when it may or may not be safe to do so.
3. Identify building characteristics (i.e., windows, doors) which impact possible or may deny entry/closing/lockdown procedures.
4. Employ variations of deny entry/closure/lockdown procedures (when outside activities are curtailed, doors are locked, and visitors closely monitored but all other activities continue as normal).

Resources: Emergency Operations and Safety Plan 2020-2021

- *Appendix A: Intruder/Hostage/Terrorism*
- *Mass Notification System: CampusCast*
- *Appendix A: Quick Reference Phone Listing*

Shelter-in-Place/Secure-in-Place Annex

This annex focuses on procedures needed when all constituencies are required to remain indoors, potentially for an extended period of time, because it is safer inside a building or a room than outside. Depending on the hazard, all constituencies may be required to move to locations without windows, or to a designated weather shelter (as in the event of severe weather).

Exhibit plans to meet each of these goals:

1. Determine supplies needed to seal the room and to provide for the needs of all constituencies (e.g., water).
2. Identify how a shelter-in-place directive can affect individuals with disabilities and others with access and functional needs who require durable medical equipment and personal assistance services.
3. Identify alternate shelter locations when the primary shelter location is unusable.
4. Determine how to locate and shelter all constituencies.
5. Determine the need for and integration of "safe rooms" for protection against extreme wind hazards (such as a tornado or hurricane) in order to provide immediate life-safety protection when evacuation is not an option.

Resources: Emergency Operations and Safety Plan 2020-2021

- *Section II: System Response Protocols*
 - *C: Natural Disasters*
- *Appendix A: Tornado Watch or Warning*

Accounting for All Persons Annex

This annex focuses on procedures for accounting for the whereabouts and well-being of all constituents and identifying those who may be missing.

Exhibit plans to meet each of these goals:

1. Determine who should be in attendance at the assembly area.
2. Determine what to do when an individual cannot be located.
3. Determine how personnel will report to the assembly supervisor.
4. Determine how and when individuals will be permitted to resume their activities.

Resources: Emergency Operations and Safety Plan 2020-2021

- *Section I Safety and Security Planning, F: Evacuation Protocol, 2. Response*

Communications and Notifications Annex

This annex focuses on procedures related to communication and coordination during emergencies. Included are procedures for internal communication with all constituencies as well as families; and communication with external stakeholders both before and after an emergency.

Exhibit plans to meet each of these goals:

1. Integrate communications systems into the local emergency response communications network (e.g., fire department, law enforcement agencies).
2. Communicate with community partners in accordance with pre-established agreements (e.g., memoranda of understanding).
3. Ensure relevant individuals can operate communications equipment/systems.
4. Communicate with all constituencies, families and the broader community before, during, and after an emergency, including using alert and notification systems.
5. Account for technology barriers and language access barriers faced by individuals.
6. Communicate to the broader community, including off-campus student activities or events on technical college grounds sponsored by third-parties.
7. Ensure effective communication with individuals with disabilities and others with access and functional needs.
8. Obtain and update emergency contact information for all constituencies.
9. Interact with emergency contacts, including international contacts, during or following an emergency.
10. Track individuals transported to other locations for care or shelter.
11. Coordinate information sharing among hospitals, families, and the technical college.
12. Verify consistency with the requirements in the Clery Act, the Health Insurance Portability and Accountability Act (HIPAA), the Family Educational Rights and Privacy Act (FERPA), and civil rights laws.
13. Communicate with individuals including members of the public who refuse to comply with safety instructions.

Resources: Emergency Operations and Safety Plan 2020-2021

- *Section I Safety and Security Planning*

- *C. Notification and Contacts*
- *D. Emergency Telephone Numbers*
- *F. Evacuation Protocol*
- *G. Media Protocol*

Business Continuity Annex

This annex focuses on procedures to ensure essential functions continue during an emergency and its immediate aftermath. Essential functions include business services (e.g., payroll and purchasing), communication (internal and external), computer and systems support, facilities maintenance, safety and security, and continuity of teaching and learning.

Exhibit plans to meet each of these goals:

1. Design the Business Continuity Plan for immediate activation and to be sustained for at least 30 days.
2. Set priorities for re-establishing essential functions, such as restoring operations, and maintaining the safety and well-being of students and the learning environment.
3. Establish succession of command for executive leadership.
4. Ensure students receive related services (e.g., financial aid, instruction, food, and student housing) in the event of a prolonged closure.
5. Develop agreements with other institutions to prepare for emergency situations when the technical college may not be able to provide routine services for prolonged periods of time.

Reference: Central Georgia Technical College Business Continuity Plan 2020-2021

- *Disaster Recovery Plan*
- *Information Technology Plan*

Recovery Annex

This annex focuses on how a technical college will recover from an emergency. The four most fundamental kinds of recovery are academic recovery, physical recovery, fiscal recovery and psychological and emotional recovery.

Exhibit plans to meet each of these goals:

Academic Recovery:

1. Delineate procedures for and authority structure for closure and reopening of the technical college.
2. Determine and arrange facilities for temporary location of functions.
3. Provide alternate educational programming in the event that students cannot physically reconvene.

Physical Recovery:

1. Document assets in order to assess damage.
2. Identify personnel with expertise concerning assets, and how and where records will be accessed for verification after an emergency.
3. Provide for the sheltering needs of individuals living on campus.
4. Address research facilities that contain sensitive information, materials, or animals.
5. Coordinate with utility and insurance companies before an emergency to support recovery.

Fiscal Recovery:

1. Identify leadership to be included (e.g., the president, chief business officer, personnel director, and risk manager).
2. Communicate timely and factual information regarding returning to work or studies.
3. Identify sources for emergency relief funding.

Psychological and Emotional Recovery:

1. Identify leadership and provide counselors.
2. Identify location of counseling and psychological first aid.
3. Create a calm and supportive environment, share basic information about the emergency, provide psychological first aid (if trained), and identify those who may need immediate crisis counseling.
4. Secure a sufficient number of counselors and others trained in psychological first aid in the event of an emergency for immediate, short-, and long-term counseling needs of students, faculty, staff, and families.
5. Handle commemorations, memorial activities, or permanent markers and/or memorial structures (if any will be allowed), including concerns such as when a commemoration

site will be closed, what will be done with notes and tributes, and how students will be informed in advance.

6. Determine how to strike a balance among honoring the loss, resuming routines and schedules, and maintaining hope for the future.

7. Provide plans for dealing with mass casualty incidents.

Reference: Central Georgia Technical College Business Continuity Plan 2020-2021

- *Disaster Recovery Plan*
- *Information Technology Plan*

Public Health, Medical and Mental Health Annex

This annex focuses on procedures to address emergency medical (e.g., first aid), public health, and mental health counseling issues. These efforts should be coordinated with the appropriate emergency medical services, public health, mental health, law enforcement, fire department, and emergency management representatives. (Mental health needs after an emergency are addressed in the Recovery Annex.)

Exhibit plans to meet each of these goals:

1. Describe the role of individuals in providing first aid during an emergency.
2. Determine location of emergency medical supplies (first aid kits, AEDs, etc.) and who is responsible for purchasing and maintaining those materials.
3. Identify staff with relevant training/credentialing in areas such as first aid or CPR.
4. Communicate and report information about outbreaks or epidemics or other unusual medical situations to the local/state health authorities.
5. Support the needs of all constituencies identified by the threat assessment team.

Resource: Central Georgia Technical College Pandemic Influenza Plan

Security Annex

This annex focuses on procedures implemented on a routine, on-going basis to secure the technical college from criminal threats originating from both inside and outside. This includes efforts done in conjunction and cooperation with law enforcement agencies.

Exhibit plans to meet each of these goals:

1. Establish agreements with law enforcement agencies to address the daily role of law enforcement officers in and around campus.
2. Ensure buildings and facilities are physically secure (may include, but not be limited to, implementation of Crime Prevention through Environmental Design [CPTED]).
3. Assist individuals in safely traveling to, from, and within campuses safely (including traffic control and pedestrian safety).
4. Keep prohibited items or materials off campus.
5. Respond to threats identified by the Threat Assessment Team.
6. Address issues related to cybersecurity and threats to information technology systems.
7. Provide security at stadiums, convention centers, arenas, and other large-event facilities.
8. Provide security for sensitive facilities, including research facilities/laboratories on the campus.
9. Share information with members of public safety agencies (maintaining requirements or limitations of applicable privacy laws, including FERPA, HIPAA, and other civil rights laws).

Reference: Central Georgia Technical College Emergency Operations and Safety Plan 2020-2021

- *Section I: Safety and Security Planning*
 - *A: Safety Advisory Council*
 - *B: Emergency Direction and Control*

Rapid Assessment Annex

This annex focuses on procedures to be implemented when the technical college is notified of or becomes aware of an occurring or impending emergency situation.

Exhibit plans to meet each of these goals:

1. Immediately gather information to determine the type and scale of the incident.
2. Determine an appropriate response.
3. Determine which annexes should be implemented.
4. Take immediate action to protect life and property.
5. Verify procedures are consistent with the requirements of the Clery Act.
6. Ensure the Incident Commander has responsibility for the management of all emergency activities, including development, implementation, and review of strategic decisions. These actions and decisions are made in concert and in consultation with other community response partners and leaders as applicable.

Reference: Central Georgia Technical College Emergency Operations and Safety Plan 2020-2021

- *Section II: System Response Protocols*
 - *A: Man-Made Incidences*
 - *B: Accidents*
 - *C: Natural Disasters*

Reference: Central Georgia Technical College ASR/Clery Report 2019

- *Emergency Alert Procedures*

Hazard-Specific Annexes

The Hazard-Specific annexes address specific hazards to the individual technical college. In the Emergency Operations Plan, the identification and prioritization of hazards is accomplished within the formal Business Continuity Plan; specifically within the Hazard Vulnerability Assessment Instrument. The Hazard Vulnerability Assessment Instrument addresses natural hazards (including, but not limited to, tornado, winds, thunderstorm, winter weather, floods/dam failure, wildfires, lightning, drought, hurricane, earthquake; technological hazards (including, but not limited, to structural collapse, utility failure, power failure, network failure/cyber-attacks, telecommunications failure, major fire, vehicle/air/train accident; biological hazards (including, but not limited to, disease and contaminated food outbreaks; as well as adversarial, incidental and human-caused hazards (including, but not limited to, civil disorder, terroristic threat, hazardous materials, armed intruder, and hostage situation). Once identified, each of these hazards is individually assessed as to their probability, business continuity impact and financial impact.

Specific procedures as well as corresponding documents that address the hazards identified by the college, are described in the following individual technical college identified annexes.

Hazard Vulnerability Assessment Instrument

HAZARD	PROBABILITY			BUSINESS CONTINUITY IMPACT			FINANCIAL IMPACT		
	High	Med	Low	High	Med	Low	High	Med	Low
Natural									
Tornado/Winds/Thunderstorm		X			X			X	
Winter Weather			X		X				X
Floods/Dam Failure			X			X			X
Wildfires			X			X			X
Lightning			X			X		X	
Drought			X			X			X
Hurricane			X			X			X
Earthquake			X			X		X	
Technological									
Structural Collapse			X		X			X	
Utility Failure			X		X			X	
Power Failure			X		X				X
Network Failure/Cyber Attacks			X		X			X	
Telecommunications Failure			X		X			X	
Major Structure Fire			X		X			X	
Vehicle/Air/Train Accident			X			X			X
Biological									
Disease Outbreak		X			X			X	
Contaminated Food Outbreak			X			X			X
Adversarial, Incidental & Human-Caused									
Civil Disorder			X			X			X
Terroristic Threat			X			X			X
Hazardous Materials			X			X			X
Armed Intruder			X			X			X
Hostage Situation			X			X			X