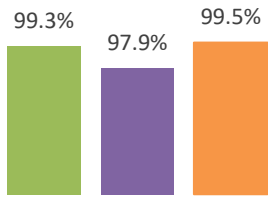


**Strategic Plan: Assessing Institutional Effectiveness**  
**FY2020 Results**

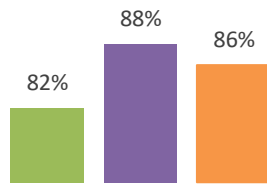
Outcomes	Results												
<b>1. Placement:</b> 80% of program completers will either be placed in field, a related field, military service, or continue their education.	Total Placement Rate - <b>Met: 99.5%</b> Placed In Field Rate - <b>Met: 81.4%</b>												
<b>2. Licensure Exam:</b> 85% of students taking a required licensure examination will pass.	<b>Met 86%</b> (562 / 650)												
<b>3. Retention:</b> 60% of first-time (at CGTC) students enrolled fall semester will either graduate by the end of the following fiscal year or will still be enrolled during the following fiscal year.	<b>Met 72.3%</b> (1,154 / 1,611)												
<b>4. Graduation:</b> 65% of students seeking a degree, diploma, or certificate will successfully receive a degree, diploma, or certificate.	<b>Met 82.9%</b> (7,199 / 8,681)												
<b>5. Academic Attainment:</b> 70% of students enrolling in general education courses will successfully complete the course.	<b>Met 81%</b> (15,979 / 19,805)												
<b>6. Occupational Attainment:</b> 80% of students enrolling in occupational courses will successfully complete the course.	<b>Met 89%</b> (22,535 / 25,462)												
<b>7. Work Ethics:</b> 90% of all work ethic grades received will meet or exceed expectations.	<b>Met 90%</b> (26,154 / 29,118)												
<b>8. Adult Education (basic skills):</b> Meet or exceed the established local, state and federal benchmarks. <table style="width: 100%; border-collapse: collapse;"> <tr> <td style="padding-left: 20px;">Enrollment in ABE/CCP/ESL</td> <td style="text-align: right;">2,156</td> <td style="padding-left: 20px;"><b>Not Met 1,630</b></td> </tr> <tr> <td style="padding-left: 20px;">Measurable Skill Gains in ABE/CCP/ESL</td> <td style="text-align: right;">1,142</td> <td style="padding-left: 20px;"><b>Not Met 762</b></td> </tr> <tr> <td style="padding-left: 20px;">High School Equivalency Conversion Rate</td> <td style="text-align: right;">32.3%</td> <td style="padding-left: 20px;"><b>Not Met 32.1%</b></td> </tr> <tr> <td style="padding-left: 20px;">High School Equivalency Graduates</td> <td style="text-align: right;">172</td> <td style="padding-left: 20px;"><b>Not Met 118</b></td> </tr> </table>	Enrollment in ABE/CCP/ESL	2,156	<b>Not Met 1,630</b>	Measurable Skill Gains in ABE/CCP/ESL	1,142	<b>Not Met 762</b>	High School Equivalency Conversion Rate	32.3%	<b>Not Met 32.1%</b>	High School Equivalency Graduates	172	<b>Not Met 118</b>	
Enrollment in ABE/CCP/ESL	2,156	<b>Not Met 1,630</b>											
Measurable Skill Gains in ABE/CCP/ESL	1,142	<b>Not Met 762</b>											
High School Equivalency Conversion Rate	32.3%	<b>Not Met 32.1%</b>											
High School Equivalency Graduates	172	<b>Not Met 118</b>											
<b>9. Economic Development:</b> Meet or exceed the established annual institutional benchmark of 304 companies trained.	<b>Not Met 245 companies trained</b>												
<b>10. Economic Development:</b> Meet or exceed the established annual institutional benchmark of 1,000,000 trainee contact hours.	<b>Met 2,879,710 trainee contact hours</b>												
<b>11. Learning Support:</b> Successful completers of learning support courses will achieve a comparable level of academic attainment in program-level math and English with program ready students.	<table style="width: 100%; border-collapse: collapse;"> <thead> <tr> <th></th> <th style="text-align: center;"><u>Learning Support</u></th> <th style="text-align: center;"><u>Program Ready</u></th> </tr> </thead> <tbody> <tr> <td style="padding-left: 20px;">English</td> <td style="text-align: center;">68.3%</td> <td style="text-align: center;">78.3%</td> </tr> <tr> <td style="padding-left: 20px;">Math</td> <td style="text-align: center;">75.3%</td> <td style="text-align: center;">75.2%</td> </tr> </tbody> </table>		<u>Learning Support</u>	<u>Program Ready</u>	English	68.3%	78.3%	Math	75.3%	75.2%			
	<u>Learning Support</u>	<u>Program Ready</u>											
English	68.3%	78.3%											
Math	75.3%	75.2%											
<b>12. Graduate Preparedness:</b> Graduates of degree and diploma programs will demonstrate workplace readiness skills as evidenced by attainment of an appropriate Georgia WorkReady Certificate. Goal: <table style="width: 100%; border-collapse: collapse;"> <tr> <td style="padding-left: 20px;">Graphic Literacy</td> <td style="text-align: right;">4.13</td> <td style="padding-left: 20px;"><b>Met 4.62</b></td> </tr> <tr> <td style="padding-left: 20px;">Applied Mathematics</td> <td style="text-align: right;">3.86</td> <td style="padding-left: 20px;"><b>Met 4.20</b></td> </tr> <tr> <td style="padding-left: 20px;">Workplace Documents</td> <td style="text-align: right;">4.08</td> <td style="padding-left: 20px;"><b>Met 4.65</b></td> </tr> </table>	Graphic Literacy	4.13	<b>Met 4.62</b>	Applied Mathematics	3.86	<b>Met 4.20</b>	Workplace Documents	4.08	<b>Met 4.65</b>				
Graphic Literacy	4.13	<b>Met 4.62</b>											
Applied Mathematics	3.86	<b>Met 4.20</b>											
Workplace Documents	4.08	<b>Met 4.65</b>											
<b>13. Resource Development:</b> Institutional Advancement efforts in pursuing funding from external sources will increase yearly. FY2019 = \$4,805,368	<b>Not Met \$3,799,279</b>												

**Trend Data**

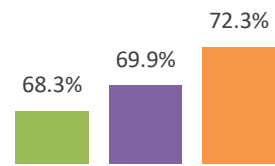
1. Placement



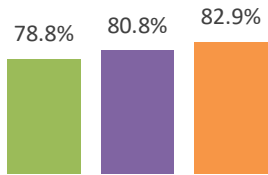
2. Licensure Exam



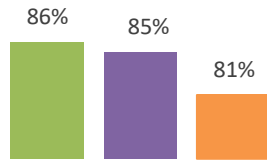
3. Retention



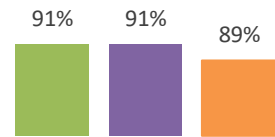
4. Graduation



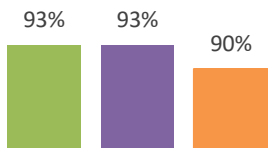
5. Academic Attainment



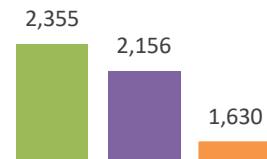
6. Occupational Attainment



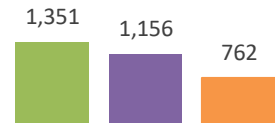
7. Work Ethics



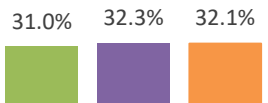
8. Adult Education - Enrollment



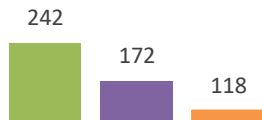
8. Adult Education - Measureable Skill Gains



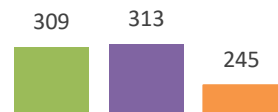
8. Adult Education - High School Equivalency Conversion Rate



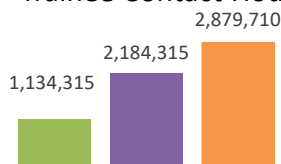
8. Adult Education - High School Equivalency Graduates



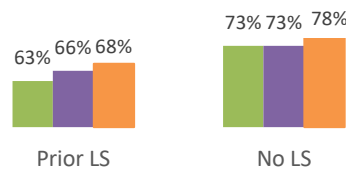
9. Economic Dev. - Companies Trained



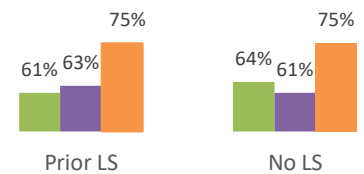
10. Economic Dev. - Trainee Contact Hours



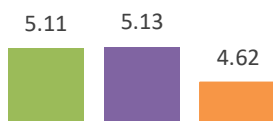
11. Learning Support - English



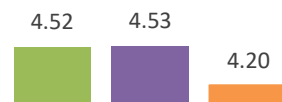
11. Learning Support - Math



12. Grad. Preparedness - Graphic Literacy



12. Grad. Preparedness - Applied Mathematics



12. Grad. Preparedness - Workplace Documents

