



Central Georgia Technical College FACT BOOK 2021

**Central Georgia Technical College
Ivan H. Allen, Ed.D., President**

**Technical College System of Georgia
Greg Dozier, Commissioner**

Prepared by:

Office of Institutional Effectiveness

FACT BOOK 2021

The Office of Institutional Effectiveness is pleased to present the CGTC Fact Book 2021. The publication compiles the College's outcome data in one document to support institutional planning, grant development, marketing, resource development, program planning, outreach, recruitment, outcome assessment and community support. College performance over a five year period is compiled to show trend data, information by location and program, economic impact, and service area county data are also included.

The report will be archived for data retrieval on the College's internet under the About CGTC - Institutional Effectiveness - IE Publications section. The Office of Institutional Effectiveness has made every attempt to present the data as accurately as possible. To report an inaccuracy or to obtain more information, please feel free to contact us.

Table of Contents

Executive Summary.....	1
General Information.....	2
Mission, Vision, Values & History.....	3
Mission Statement.....	3
Vision	3
Values.....	3
History.....	3
2020-21 Local Board of Directors	4
2020-21 Board of Trustees.....	4
CGTC Campuses and Centers	5
Programs of Study.....	6
Accreditation	7
CGTC Programs Accredited, Certified, or Approved by External Agencies (Table 1)	7
Programs Approved by TCSG	8
CGTC Programs Approved by the Technical College System of Georgia (Table 2)	8
CGTC Quality Initiatives	14
Quality Enhancement Plan (QEP)	14
REACH	14
TEAMS Outreach Center	14
Achieving the Dream	14
Complete College Georgia	14
Success Indicators	15
Assessing Institutional Outcomes - FY2021 (Table 3).....	15
Success Indicators Trend Data	16
Placement Rate	17
Unduplicated Graduates and Placement (Table 4).....	17
Placement In-Field AY2017-2021 (Table 5).....	17
Licensure Pass Rate by Program	18
Licensure/Certification Exam Pass Rates FY2017-2021 (Table 6).....	18
Retention Rates	19
Retention Rates for AY2019 and AY2020 (Table 7)	19
Graduation Rates	20

Graduation Rates AY2017-2021 (Table 8)	20
Attainment Achievements	20
Academic Attainment AY2017-2021 (Table 9).....	20
Occupational Attainment AY2017-2021 (Table 10).....	20
Work Ethics AY2017-2021 (Table 11)	20
Adult Education	21
Adult Education GED Graduates by County FY2021 (Table 12).....	21
Adult Education High School Equivalency Conversion Rate AY2021 (Table 13).....	21
Adult Education Measurable Skill Gains AY2018-2021 (Table 14)	21
Economic Development.....	22
Economic Development Customized Contract Training AY2017-2021 (Table 15)	22
Learning Support	23
Average Student Scores with Learning Support AY2017-2021 (Table 16).....	23
Graduate Preparedness	23
CGTC Average Georgia Work Ready Certificate Scores AY2017-2021 (Table 17)	23
Student Completion Indicator.....	24
CGTC Facts & Trends	25
Comparison of Highest Ranking TCSG Colleges.....	25
Unduplicated Graduates AY2021 Compared to Previous Year AY2020 (Table 18)	25
Awards Conferred AY2021 Compared to Previous Year AY2020 (Table 19)	25
Graduates and Types of Awards Conferred AY2021 (Table 20)	25
Total Credit Enrollment AY2017-2021 (Table 21).....	26
Total Credit Hours of Instruction AY2017-2021 (Table 22)	26
Full-Time Equivalent (FTE) AY2017-2021 (Table 23).....	26
Enrollment Trends	26
Credit Enrollment by Gender AY2017-2021 (Table 24)	26
Credit Enrollment by Race/Ethnicity AY2017-2021 (Table 25).....	27
Full-time / Part-time Enrollment Status AY2017-2021 (Table 26).....	27
Credit Enrollment by Age Group AY2017-2021 (Table 27)	27
Credit Enrollment by Educational Level AY2017-2021 (Table 28)	27
Credit Enrollment by Special Populations AY2017-2021 (Table 29).....	28
Credit Enrollment by Award Level and Semester AY2021 (Table 30).....	28
Credit Enrollment in General Education AY2017-2021 (Table 31)	28
Credit Enrollment in Learning Support AY2017-2021 (Table 32)	28

High School Enrollment AY2017-2021 (Table 33).....	29
Enrollment in Accelerated Opportunity AY2017-2021 (Table 34).....	29
Online Enrollment AY2017-2021 (Table 35)	29
Online Course Count, Hours, and Online Only Enrollment by Semester (Table 36).....	29
Military Enrollment (Active, Reserve, and Dependents) AY2017-2021 (Table 37).....	30
Financial Aid Recipients AY2017-2021 (Table 38).....	30
Average Credit Hours Taken by Students by Semester AY2018-2021 (Table 39).....	30
Summary of Enrollment, Graduates & Awards Conferred by Award Level AY2017-2021 (Table 40)	31
Data by Program, County & Campus	31
Enrollment and Credit Hours by County of Residence AY2021 (Table 41)	31
Credit Hours and FTE by Campus and Semester	32
Credit Enrollment by Course Campus AY2017-2021 (Table 42)	32
Total Credit Hours by Course Campus AY2017-2021 (Table 43)	32
FTE by Course Campus AY2017-2021 (Table 44)	32
Fall Semester 2020 (Term 2021-12) (Table 45)	33
Spring Semester 2021 (Term 2021-14) (Table 46).....	33
Summer Semester 2021 (Term 2021-16) (Table 47)	33
Non-Traditional Program Enrollment by Home Campus AY2017-2021 (Table 48)	34
Credit Hours by Program and Campus	35
Credit Hours by Program and Home Campus Summary AY2021 (Table 49)	35
Warner Robins (Main) Campus Credit Hours by Home Campus AY2021 (Table 50).....	35
Macon Campus Credit Hours by Home Campus AY2021 (Table 51)	39
Milledgeville Campus Credit Hours by Home Campus AY2021 (Table 52).....	42
Aerospace Training & Sustainment Center Credit Hours by Home Campus AY2021 (Table 53).....	44
Crawford County Center Credit Hours by Home Campus AY2021 (Table 54)	44
Jones County Center Credit Hours by Home Campus AY2021 (Table 55)	44
Monroe County Center Credit Hours by Home Campus AY2021 (Table 56)	44
Peach Co. Workforce Development Ctr. Credit Hours by Home Campus AY2021 (Table 57).....	44
Putnam County Center Credit Hours by Home Campus AY2021 (Table 58)	44
VECTR Center Credit Hours by Home Campus AY2021 (Table 59)	45
Awards by Program and Home Campus	45
Awards by Home Campus Summary AY2021 (Table 60)	45
Warner Robins (Main) Campus Awards by Program AY2021 (Table 61).....	45
Macon Campus Awards by Program AY2021 (Table 62)	49

Milledgeville Campus Awards by Program AY2021 (Table 63)	54
Aerospace Training and Sustainment Center Awards by Program AY2021 (Table 64)	55
Peach County Workforce Development Center Awards by Program AY2021 (Table 65)	55
Putnam County Center Awards by Program AY2021 (Table 66)	56
VECTR Center Awards by Program AY2021 (Table 67)	56
VECTR CENTER	57
VECTR Center Service Totals AY2019-2021 (Table 68)	57
CGTC Economic Impact.....	58
CGTC Budget Overview (Table 69)	58
CGTC Active Grants	59
Active Grants FY2021 (Table 70).....	59
U.S. Census Bureau State & County Quick Facts:	60
CGTC Service Delivery Area (Table 71)	60
TCSG Definitions and Formulas	63
Central Georgia Technical College Office of Institutional Effectiveness.....	64

Executive Summary

End of Year Report AY2021

Central Georgia Technical College (CGTC) is a two-year public college and unit of the Technical College System of Georgia. CGTC is continuously proving its value to the State of Georgia as it provides educational resources for citizens residing in or near its eleven-county service area of Bibb, Baldwin, Crawford, Dooly, Houston, Jones, Monroe, Peach, Pulaski, Putnam and Twiggs counties, resulting in a skilled workforce that strengthens Georgia's economic climate. The College operates and maintains over one million square feet of existing facilities at more than 50 addresses. CGTC maximizes its reach through traditional, blended, and distance education supported by state-of-the-art technology. The College offers a world-class education at tuition rates that make post-secondary education more affordable for Georgia citizens.

CGTC currently offers associate degrees, diplomas, and technical certificates of credit in the areas of Aerospace, Trade and Industry, Business and Computer Technologies, Health Sciences, Public Safety and Professional Services, and General Studies. The College also offers adult education and customized business and industry training designed to promote community and workforce development. The College is accredited by the Southern Association of Colleges and Schools Commission on Colleges (SACSCOC); many CGTC programs also hold industry-specific accreditations, licensure, and approvals from various state and national agencies. CGTC students benefit from several local and state-wide articulation agreements to facilitate a smooth transfer of earned credits into four-year colleges or universities. During Academic Year 2021, CGTC produced more graduates and conferred more awards than any other college in the Technical College System of Georgia (TCSG) and experienced the second highest enrollment in the state.

Success indicators help the College gauge its success in meeting its strategic goals and mission:

Total Graduates

Awards

Enrollment

Full Time Equivalency

Graduation Rate

Retention Rate

Graduate Placement Rate

Licensure Pass Rate

Continuous improvement efforts also incorporate quality initiatives and Carl D. Perkins indicators. This focus on performance has led to an 94.9% Placement In-Field rate for CGTC graduates and an overall job placement rate of 99.9%, establishing Central Georgia Technical College as a proven pathway to high wage, high skill, and in-demand careers.

General Information

Founding Date	Middle Georgia Technical College (Warner Robins), est. 1973 Central Georgia Technical College (Macon), est. 1962 Merged July 1, 2013
Governance	State Board of the Technical College System of Georgia
President	Ivan H. Allen, Ed. D
Primary Address	80 Cohen Walker Drive, Warner Robins, GA 31088
Website	www.centralgatech.edu
Phone	(478) 988-6800
Level	Two-year
Affiliation	Public, non-profit
Accreditation	Southern Association of Colleges and Schools Commission on Colleges (SACSCOC)
Credentials offered	Associate Degree; Diploma; Technical Certificate of Credit
2021 Enrollment	11,725 (total enrollment, credit programs)
Campuses	Three campuses (Warner Robins, Macon, Milledgeville)
Service Area	Baldwin, Bibb, Crawford, Dooly, Houston, Jones, Monroe, Peach, Pulaski, Putnam, and Twiggs counties
Academic Calendar	Fall Semester: August, September, October, November, December Spring Semester: January, February, March, April, May Summer Semester: May, June, July, August
Athletics	Team Name: Titans Intercollegiate: Men and Women's Basketball, Cross Country Colors: Navy Blue, Maroon, Gray Conference: Division I Georgia Collegiate Athletic Association (GCAA); National Junior College Athletic Association (NJCAA)
Campus Resources	Library; Bookstore; Career Services; Counseling Resource Center; Academic Success Center; Wellness Center; Child Development Centers; Georgia VECTR Center; Office of Economic Development; Regional Safety Training Center; GED/Adult Education/ESL Programs; Community Barbering; Cosmetology; Dental Hygiene Services; Meeting Room Facilities; Titans Café; Special Populations and Disability Services; and TEAMS Outreach Center

Mission, Vision, Values & History



Mission Statement

Central Georgia Technical College, a unit of the Technical College System of Georgia, offers credit instruction, adult education, and customized business and industry training through traditional and distance education delivery designed to promote community and workforce development.

Vision

It is the vision of Central Georgia Technical College to lead a system of technical colleges in providing technical education, adult education, and customized business and industry training to meet the workforce needs of the future, focusing on preparation for emerging and transforming careers. CGTC will continuously infuse innovative technology and business practices into occupational and adult education, economic development workforce services, and student support services to remain responsive to the evolving needs of the communities we serve.

The College's challenging, personalized, web enhanced learning environment will continue to provide rigorous training opportunities of sound quality resulting in a well-qualified, highly trained, knowledgeable workforce.

Values

Integrity is an intrinsic value of Central Georgia Technical College. The College is committed to providing all stakeholders with equal access to quality programs and services that enhance student learning and success.

History

CGTC was officially established to conduct business by the State Board of the Technical College System of Georgia during its September 2012 meeting when the Board approved the consolidation of Middle Georgia Technical College (est. 1973) in Warner Robins, GA, and Central Georgia Technical College (est. 1962) in Macon, GA. In June 2013, the consolidated College was approved by the Southern Association of Colleges and Schools Commission on Colleges (SACSCOC) to continue as an accredited institution with Level 1 status, with the capacity to grant associate degrees. The consolidated College officially began doing business as Central Georgia Technical College (CGTC) on July 1, 2013.

CENTRAL GEORGIA TECHNICAL COLLEGE

2020-21 Local Board of Directors

Mr. Mike Couch, Chairman	Baldwin/Jones Counties
Rev. Dr. Avis Williams, Vice Chair	Putnam County
Ms. Karen Bailey	Pulaski County
Mr. Samuel Hart, Sr.	Bibb/Twiggs Counties
Mr. Manse Jennings	Peach/Pulaski Counties
Ms. Karen Lambert	Bibb County
Ms. Kathy O'Neal	Dooly/Houston Counties
Ms. Karla Redding-Andrews	Jones County
Mr. Eric Wilson	Monroe/Crawford Counties

CENTRAL GEORGIA TECHNICAL COLLEGE FOUNDATION

2020-21 Board of Trustees

EXECUTIVE COMMITTEE

Chairman	Mr. Steve Williams
Vice Chair	Mr. Michael O'Hara
Treasurer	Mr. Hank Griffeth
Secretary	Ms. Laura Gentry
Emeritus Advisor	Mr. Chris Orrison

TRUSTEES

Mr. Ed Barbee
Ms. Marsha Priest Buzzell
Ms. Christy Chewning
Mr. Brad Collins
Mr. David Danzie
Mr. Jed Evans
Dr. Sarah Hawthorne
Mr. Jason Logan
Ms. Shellisa Houston Martin
Ms. Diana McClarnon



CGTC Campuses and Centers

CGTC has campuses and centers conveniently located across the greater central Georgia region. The College operates and maintains approximately one million square feet of existing facilities across its eleven-county service area. CGTC offers distance education programs and courses through various modes of delivery for students that need to learn outside of the classroom.

Warner Robin Campus (Main)

80 Cohen Walker Drive
Warner Robins, GA 31088

Macon Campus

3300 Macon Tech Drive
Macon, GA 31206

Milledgeville Campus

54 Highway 22 West
Milledgeville, GA 31061

Aerospace Training & Sustainment Center

Building 1

1821 Avondale Mill Road
Macon, GA 31216

Building 2

199 East Drive
Macon, GA 31216

Crawford County Center

640 GA Highway 128
Roberta, GA 31078

Dooly County Economic Development Training Center

402 Hawkinsville Road
Vienna, GA 31092

Jones County Center

161 West Clinton Street
Gray, GA 31032

Monroe County Center

433 Highway 41, South
Forsyth, GA 31020

Peach County Workforce Development Center

425 James E. Khoury Drive
Fort Valley, GA 31030

Putnam County Center

580 James Marshall Bypass
Eatonton, GA 31024

Sam Way, Sr. Hawkinsville Workforce Development Center

243 Warner Robins Highway
Hawkinsville, GA 31206

Twiggs County Center

952 Main Street
Jefferson, GA 31044

Georgia Veterans Education Career Transition Resource (VECTR) Center

1001 S. Armed Forces Blvd.
Warner Robins, GA 31088

Department of Corrections (Multiple Sites)

300 Patrol Road
Forsyth, GA 31029

High School Dual Enrollment (Multiple Sites)

Programs of Study

Aerospace, Trade & Industry

Air Conditioning Technology	Diesel Equipment Technology
Aircraft Structural Technology	Electrical Systems Technology
Automotive Collision Repair	Electronics Technology
Automotive Fundamentals	Engineering Technology
Aviation Maintenance	Industrial Systems Technology
Cabinetmaking	Machine Tool Technology
Carpentry	Metrology
Commercial Truck Driving	Plumbing
Construction Management Technology	Welding and Joining Technology

Business & Computer Technologies

AAS - Applied Technical Management	Information Technology Professional
Accounting	Logistics Management
Banking and Finance	Marketing Management
Business Management	Networking Specialist
Business Technology	Sports and Fitness Management
Computer Programming	Web Site Design/Development
Computer Support Specialist	Business Technology Technical Certificates
Cybersecurity	Information Technology Technical Certificates
Design and Media Production	

Health Sciences

Biotechnology	Paramedicine
Cardiovascular Technology	Pharmacy Technology
Clinical Laboratory Technology	Physical Therapist Assistant
Dental Assisting	Polysomnography Technology
Dental Hygiene	Radiologic Technology
Hemodialysis Technology	Surgical Technology
Medical Assisting	Veterinary Technology
Nursing	Health Sciences Technical Certificates
Orthopedic Technology	

Public Safety & Professional Studies

Agribusiness	Early Childhood Care & Education
Barbering	Environmental Horticulture
Cosmetology	Hotel/Restaurant/Tourism Management
Criminal Justice Technology	Paralegal Studies
Culinary Arts	

General Studies

Early College Essentials	Technical Specialist
General Studies	Technical Studies
Interdisciplinary Studies	

Source: 2020-2021 CGTC Catalog

Accreditation

CGTC is accredited by the Southern Association of Colleges and Schools Commission on Colleges. Accreditation processes are coordinated by the Vice President for Institutional Effectiveness who may be reached by calling (478) 757-3424. The Commission on Colleges is to be contacted only if there is evidence that appears to support an institution's significant non-compliance with a requirement or standard.

Statement of Accreditation:

Central Georgia Technical College is accredited by the Southern Association of Colleges and Schools Commission on Colleges to award associate degrees, diplomas, and technical certificates of credit. Questions about the accreditation of Central Georgia Technical College may be directed in writing to the Southern Association of Colleges and Schools Commission on Colleges at 1866 Southern Lane, Decatur, Georgia 30033-4097 by calling (404) 679-4500, or by using information available on SACSCOC's website at <https://www.sacscoc.org>.

CGTC Programs Accredited, Certified, or Approved by External Agencies (Table 1)

ACCREDITED PROGRAMS	
Associate of Science in Nursing	Accreditation Commission for Education in Nursing (ACEN)
Automotive Technology	Automotive Service Excellence (ASE) Education Foundation
The Cardiovascular Technology (Invasive Cardiovascular Technology and Adult Echocardiography programs)	Commission on Accreditation of Allied Health Education Programs (CAAHEP) upon the recommendation of the Joint Review Committee on Education in Cardiovascular Technology (JRC-CVT)
Carpentry and Construction Management	National Center for Construction Education and Research (NCCER)
Clinical Laboratory Technology	National Accrediting Agency for Clinical Laboratory Sciences (NAACLS)
Dental Hygiene	Commission on Dental Accreditation (CODA)
Electrical Systems Technology	National Center for Construction Education and Research (NCCER)
Paramedic	Commission on Accreditation of Allied Health Education Programs (CAAHEP) upon the recommendation of the Committee on Accreditation of Educational Programs for the Emergency Medical Services Professions (CoAEMSP)
Pharmacy Technology	American Society of Health-System Pharmacists (ASHP)
Physical Therapist Assistant	Commission on Accreditation in Physical Therapy Education (CAPTE)
Polysomnography	Commission on Accreditation of Allied Health Education Programs (CAAHEP) upon the recommendation of the Committee on Accreditation for Polysomnographic Technologist Education (CoA PSG)
Practical Nursing	Accreditation Commission for Education in Nursing (ACEN)
Radiologic Technology	Joint Review Committee on Education in Radiologic Technology (JRCERT)
Surgical Technology	Commission on Accreditation of Allied Health Education Programs (CAAHEP) upon the recommendation of Accreditation Review Council on Education in Surgical Technology and Surgical Assisting (ARC/STSA).
CERTIFIED PROGRAMS	
Aviation Maintenance Technology	Federal Aviation Administration (FAA)
APPROVED PROGRAMS	
Associate of Science in Nursing	Georgia Board of Nursing
Barbering	Georgia State Board of Cosmetology and Barbers
Commercial Truck Driving	Georgia Department of Driver Services (DDS)
Computer Information Systems	CISCO Systems CNAP Program
Cosmetology	Georgia State Board of Cosmetology and Barbers
Early Childhood Care and Education (Associate Degree with a Paraprofessional Specialization)	Georgia Professional Standards Commission
EMT & Paramedic Technology programs	Georgia Department of Public Health, Office of EMS
Hemodialysis	Board of Nephrology Examiners Nursing and Technology (BONENT)
Patient Care Assisting	Alliant Georgia Medical Care Foundation (GMCF)
Phlebotomy	American Society of Phlebotomy Technicians (ASPT)
Practical Nursing	Georgia Board of Nursing

Programs Approved by TCSG

CGTC Programs Approved by the Technical College System of Georgia (Table 2)

Major Code	Major Description	CIP Code	Start Term	Award Level
AA61	Aircraft Assembly Technician I	470607	201212	TCC
AA71	Automotive Transmission/Transaxle Tech Specialist	470604	201314	TCC
AA91	AWS Cloud Solutions Specialist	111001	202112	TCC
AAA1	Auditing and Assurances Specialist	520302	201212	TCC
AB11	Advanced Business and Customer Service Technology	520411	201814	TCC
AB51	Automotive Collision Repair Assistant I	470603	201212	TCC
AB71	Advanced Carpentry	460201	201812	TCC
AB73	A. S. - General Studies	240199	202012	Degree
AC12	Accounting	520302	201212	Diploma
AC13	Accounting	520302	201212	Degree
AC31	Acute Care Nurse Aide	513902	201214	TCC
AC51	Advanced CAD Technician	151302	201212	TCC
AC91	Advanced Comp TIA A+ Certified Technician Preparation	470104	201212	TCC
ACK1	Air Conditioning Electrical Technician	470201	201212	TCC
ACR2	Auto Collision Repair	470603	201212	Diploma
ACT2	Air Conditioning Technology	470201	201212	Diploma
AE21	Alternative Energy Fundamentals	151701	201614	TCC
AE41	Automotive Electrical/Electronic Systems Technician	470604	201212	TCC
AE51	Automotive Engine Performance Technician	470604	201212	TCC
AE61	Automotive Engine Repair Technician	470604	201214	TCC
AF11	Administrative Office Specialist	520407	201212	TCC
AF12	Automotive Fundamentals	470604	201212	Diploma
AF53	AAS in Interdisciplinary Studies	419999	201714	Degree
AH21	Automotive Climate Control Technician	470604	201212	TCC
AH31	Animal Healthcare Assistant	018301	201212	TCC
AL41	Advanced Legal Assistant	220302	201212	TCC
ALR1	Auto Maintenance and Light Repair Tech	470604	201512	TCC
AM13	Advanced Medical Imaging	510911	201212	Degree
AM24	Aviation Maintenance Technician	470608	201212	TCC
AM34	Aviation Maintenance Technology	470608	201212	Diploma
AM43	Aviation Maintenance Technology	470608	201212	Degree
AM61	Aviation Maintenance Technician-Power Plant	470608	201214	TCC
AMT1	Aviation Maintenance Technician-Airframe	470607	201212	TCC
AN43	Nursing	513801	201712	Degree
AS21	Administrative Support Assistant	520407	201212	TCC
AS33	Applied Technical Management	479999	201212	Degree
ASG1	Automotive Chassis Technician Specialist	470604	201212	TCC
AST2	Aircraft Structural Technology	470607	201212	Diploma
AT14	Automotive Technology	470604	201212	Diploma
AZ31	Air Conditioning Technician Assistant	470201	201212	TCC
BA12	Barbering	120402	201212	Diploma
BA21	Business and Customer Service Technology	520411	201212	TCC
BA22	Business Technology	520401	201212	Diploma
BA23	Business Technology	520401	201212	Degree
BA71	Barbering Assistant	120402	201412	TCC
BAF2	Banking and Finance	520803	201212	Diploma
BAF3	Banking and Finance	520803	201212	Degree
BC71	Banking and Finance Specialist	520803	201814	TCC

Major Code	Major Description	CIP Code	Start Term	Award Level
BE41	Basic Electronic Assembler	470101	201212	TCC
BES1	NCCER Basic Electrical Systems Technician	460302	201612	TCC
BF21	Barbering for Cosmetologists	120402	201212	TCC
BF41	Barbering Fundamentals	120402	201814	TCC
BI23	Biotechnology	410101	201212	Degree
BI31	Barber II	120402	201812	TCC
BLA1	Biotechnology Laboratory Assistant	410101	201512	TCC
BM31	Basic Machinist	480503	201312	TCC
BMO1	Basic Machining Operator	480503	201312	TCC
CA11	Cabinetmaking Assembly Technician	480703	201212	TCC
CA12	Cabinetmaking	480703	201212	Diploma
CA13	Cabinetmaking	480703	201212	Degree
CA22	Carpentry	460201	201212	Diploma
CA23	Carpentry	460201	201212	Degree
CA61	CompTIA A+ Certified Preparation	470104	201212	TCC
CA71	CompTIA A+ Certified Technician Preparation	470104	201212	TCC
CAY1	Computerized Accounting Specialist	520302	201212	TCC
CCW1	Certified Construction Worker	460201	201212	TCC
CD71	Cisco CCNP Specialist	111001	201212	TCC
CEC1	Commercial Electrical Construction Technician	460302	202014	TCC
CF21	NCCER Carpentry Fundamentals	460201	201812	TCC
CGL1	Cosmetology for Licensure	120401	201914	TCC
CH11	Computer Hardware Specialist	470104	201212	TCC
CI21	Cosmetology Instructor Training	120413	201212	TCC
CJ21	Criminal Justice Specialist	430104	201212	TCC
CJ71	Criminal Justice Fundamentals	430104	201212	TCC
CJT2	Criminal Justice Technology	430104	201212	Diploma
CJT3	Criminal Justice Technology	430104	201212	Degree
CLT3	Clinical Laboratory Technology	511004	201212	Degree
CM12	Construction Management	460412	201212	Diploma
CM13	Construction Management	460412	201212	Degree
CM22	NCCER Construction Management Technology	460412	201812	Diploma
CM51	Certified Manufacturing Specialist	150613	201912	TCC
CMT3	NCCER Construction Management Technology	460412	201812	Degree
CN21	Nurse Aide	513902	201212	TCC
CN71	Cisco Network Specialist	111001	201212	TCC
CNB1	Culinary Nutrition Assistant	120505	201812	TCC
CO12	Cosmetology	120401	201212	Diploma
CP23	Computer Programming	110201	201212	Degree
CP24	Computer Programming	110201	201212	Diploma
CP41	CAD Operator	151302	201212	TCC
CR21	Court Reporter	220303	201812	TCC
CS14	Computer Support Specialist	110301	201212	Diploma
CS23	Computer Support Specialist	110301	201212	Degree
CS51	CNC Specialist	480510	201212	TCC
CS91	Central Sterile Supply Processing Technician - Advanced	510909	201416	TCC
CSB1	Central Sterile Supply Processing Technician	510909	201212	TCC
CSQ1	Commercial Driving - Class B	490205	201616	TCC
CT13	Cardiovascular Technology	510901	201212	Degree
CT22	Carpentry Technology	460201	201712	Diploma
CT31	Carpentry Technology	460201	201812	TCC
CT33	Carpentry Technology	460201	201712	Degree
CT41	Calibration Technician	150404	201212	TCC
CT61	Commercial Driving - Class A	490205	201212	TCC

Major Code	Major Description	CIP Code	Start Term	Award Level
CT91	Computed Tomography Specialist	510911	201212	TCC
CW11	Certified Warehousing and Distribution Specialist	520203	201912	TCC
CW71	Cybersecurity Fundamentals	111003	202112	TCC
CY13	Cybersecurity	111003	202112	Degree
CZ31	Crime Scene Fundamentals	430107	201214	TCC
DA12	Dental Assisting	510601	201214	Diploma
DA31	Drafters Assistant	151301	201312	TCC
DAM1	Design and Media Production Specialist	500401	201212	TCC
DAM3	Design and Media Production Technology	500401	201212	Degree
DE11	Diesel Electrical/Electronic Systems Technician	470605	201916	TCC
DE21	Diesel Engine Service Technician	470613	202112	TCC
DEF1	Diesel Equipment Fundamentals	470605	202016	TCC
DEM2	Design and Media Production Technology	500401	201212	Diploma
DH13	Dental Hygiene	510602	201212	Degree
DM12	Logistics Management	520203	201212	Diploma
DM23	Logistics Management	520203	201212	Degree
DT12	Drafting Technology	151302	201212	Diploma
DT13	Drafting Technology	151302	201212	Degree
DTM1	Diesel Truck Maintenance Technician	470613	201512	TCC
EB71	Emergency Medical Responder (EMR)	510904	201512	TCC
EBT1	Engineering Technology Basics	150303	201512	TCC
EC13	Early Childhood Care/Education	131210	201212	Degree
EC21	Early College Essentials	240199	201616	TCC
EC22	Electrical Control Systems	470303	201212	Diploma
EC23	Echocardiography	510910	201512	Degree
EC31	Early Childhood Care and Education Basics	190709	201212	TCC
EC41	Early Childhood Exceptionalities	131501	201212	TCC
ECC2	Early Childhood Care/Education	131210	201212	Diploma
ECP1	Early Childhood Program Administration	190708	201212	TCC
EE11	Electrical Engineering Technician	159999	202016	TCC
EF12	Electronics Fundamentals	470101	201212	Diploma
EGT1	Engineering Graphics Technician	159999	202016	TCC
EH11	Environmental Horticulture Technician	010601	201612	TCC
EM12	Emergency Management	430302	201212	Diploma
EM13	Emergency Management	430302	201212	Degree
EM81	Electrical Maintenance Technician	470303	201212	TCC
EM91	Electronic Metrology Technician	150404	201212	TCC
EMH1	Advanced Emergency Medical Technician (AEMT)	510904	201212	TCC
EMJ1	Emergency Medical Technician (EMT)	510904	201312	TCC
EN11	Entrepreneurship	520701	201212	TCC
EP12	EMS Professions	510904	201316	Diploma
ES12	Electrical Systems Technology	460302	201212	Diploma
ES22	NCCER Electrical Systems Construction and Maintenance	460302	201612	Diploma
ET13	Electronics Technology	470101	201212	Degree
ET14	Electronics Technology	470101	201212	Diploma
ET31	Engineering Technician	159999	201612	TCC
ET33	Engineering Technology	150000	201512	Degree
ET71	Electro-Mechanical Technician	470303	201412	TCC
ET81	Electrocardiography Technology	510902	201212	TCC
ETE1	Engineering Technology Essentials	159999	202112	TCC
FC21	Family Child Care Specialist	190709	202112	TCC
FC61	Flux Cored Arc Welder	480508	201912	TCC
FC71	Framing Carpenter	460201	201212	TCC
FF41	Foundations of Computer Programming	110202	201512	TCC

Major Code	Major Description	CIP Code	Start Term	Award Level
FPW1	Food Production Worker I	120505	201812	TCC
FS31	Basic Shielded Metal Arc Welder	480508	201212	TCC
GC51	Geriatric Care Assistant	513902	202116	TCC
GE12	Gerontology	190702	201212	Diploma
GE13	Gerontology	190702	201212	Degree
GI12	Geographic Information Systems Technology	450702	201212	Diploma
GI13	Geographic Information Systems	450702	201212	Degree
GM31	Gas Metal Arc Welder	480508	201212	TCC
GT41	GIS Technology	450702	201212	TCC
GTA1	Gas Tungsten Arc Welder	480508	201212	TCC
HA21	Health Care Assistant	510899	201212	TCC
HC31	Hospitality Customer Service Specialist	520901	202014	TCC
HD21	Hair Designer	120401	201612	TCC
HD31	Heavy Diesel Service Technician	470302	202112	TCC
HD41	Help Desk Specialist	470104	201512	TCC
HM12	Hotel/Restaurant/Tourism Management	520901	201212	Diploma
HM13	Hotel/Restaurant/Tourism Management	520901	201212	Degree
HP31	Hospitality Operations Associate	520901	201614	TCC
HPC1	Hemodialysis Patient Care Specialist	511011	201212	TCC
HRM1	Human Resource Management Specialist	521001	201212	TCC
HRO1	Hemodialysis Reuse or Reprocessing Technician	511011	201314	TCC
HT12	Hemodialysis Technologist	511011	201316	Diploma
IA13	Instrumentation and Controls Technician	150404	201212	Degree
IA31	Instrumentation and Controls Technician I	150404	201612	TCC
IC31	Infant/Toddler Child Care Specialist	190709	201212	TCC
IC41	Inventory Control Technician	520203	201212	TCC
IE41	Industrial Electrician	470303	201212	TCC
IE61	NCCER Intermediate Electrical Systems Technician	460302	201612	TCC
IF11	Industrial Fluid Power Technician	470303	201212	TCC
IM11	Industrial Maintenance Assistant	470303	201914	TCC
IM41	Industrial Motor Controls Technician	470303	201212	TCC
IM51	Industrial Engineering Technician	159999	202016	TCC
IMS2	Industrial Mechanical Systems	470303	201212	Diploma
IS13	Industrial Systems Technology	470303	201212	Degree
IS41	Web Site Designer	110801	201416	TCC
IS53	Web Site Design/Development	110801	201212	Degree
IS64	Web Site Design/Development	110801	201212	Diploma
IS81	Cybersecurity	111003	202112	TCC
ISE1	Web Site Developer	110801	201212	TCC
IST4	Industrial Systems Technology	470303	201212	Diploma
IT51	Introduction to Criminal Justice	430104	201214	TCC
IT61	Introduction to Motor Controls	470303	201912	TCC
ITP3	Information Technology Professional	111005	201212	Degree
ITP4	Information Technology Professional	111005	201212	Diploma
ITW1	Introduction to Web Design	110801	201814	TCC
JP11	Java Programmer	110202	201314	TCC
LA11	Legal Administrative Assistant	220301	201212	TCC
LBT1	Literary Braille Transcriber	160103	201814	TCC
LIF1	Legal Issues for Criminal Justice	430104	201612	TCC
LP11	Lathe Operator	480503	201312	TCC
MA22	Medical Assisting	510801	201212	Diploma
MA23	Medical Assisting	510801	201212	Degree
MAL1	Management and Leadership Specialist	520201	201212	TCC
MAR1	Medical Assisting Receptionist	510712	201812	TCC

Major Code	Major Description	CIP Code	Start Term	Award Level
MB21	Medical Billing Clerk	510714	201212	TCC
MB31	Dual Enrollment Basic Shielded Arc Welder	480508	201612	TCC
MC41	Medical Coding	510713	201212	TCC
MC51	Dual Enrollment CompTIA A+ Certified Preparation	470104	201612	TCC
MC61	Medical Coding Essentials	510713	202112	TCC
MD12	Business Management	520201	201212	Diploma
MD13	Business Management	520201	201212	Degree
ME13	Metrology	150404	201212	Degree
ME21	Microsoft Excel Application Specialist	110301	201314	TCC
ME24	Metrology	150404	201212	Diploma
MF21	Medical Front Office Assistant	510710	201212	TCC
MF41	Microsoft Office Applications Professional	520407	201212	TCC
MF61	Dual Enrollment Flux Cored Arc Welder	480508	202014	TCC
MG21	Motion Graphics Assistant	100304	201212	TCC
MGM1	Dual Enrollment Gas Metal Arc Welder	480508	201612	TCC
MGT1	Dual Enrollment Gas Tungsten Arc Welder	480508	201612	TCC
MLS1	Medical Language Specialist	510708	201212	TCC
MM12	Marketing Management	521401	201212	Diploma
MM13	Marketing Management	521401	201212	Degree
MM31	Mechanical Maintenance Technician	470303	201212	TCC
MN71	Mechanical Engineering Technician	159999	202016	TCC
MO21	Dual Enrollment Advanced Comp TIA A+ Certified Tech	470104	201614	TCC
MP11	Mill Operator	480503	201312	TCC
MRI1	Magnetic Resonance Imaging Specialist	510920	201212	TCC
MS11	Microsoft Network Administrator	111001	201212	TCC
MS61	Medical Skin Care Specialist	510711	201212	TCC
MTT2	Precision Machining and Manufacturing	480510	201212	Diploma
MW11	Microsoft Word Application Specialist	110301	201212	TCC
MWA1	Microsoft Word Application Professional	520407	201316	TCC
NA21	Network Administrator	111001	201314	TCC
NAE1	Nurse Aide Essentials	513902	202012	TCC
NS13	Networking Specialist	111001	201212	Degree
NS14	Networking Specialist	111001	201212	Diploma
NT41	Network Technician	111001	201412	TCC
OA31	Office Accounting Specialist	520302	201212	TCC
OSM1	Advanced Shielded Metal Arc Welder	480508	201212	TCC
OT13	Orthopedic Technology	512399	201212	Degree
PA61	Payroll Accounting Specialist	520302	201212	TCC
PA71	Pharmacist's Assistant	510805	201612	TCC
PC21	Patient Care Assistant	513902	201212	TCC
PC51	Prep Cook	120505	201212	TCC
PC81	Programmable Control Technician	470303	201212	TCC
PCF1	Public/Private Crisis Manager	430302	201212	TCC
PEO1	Pre-hospital EMS Operations	510904	201616	TCC
PN12	Practical Nursing	513901	201212	Diploma
PR21	PC Repair and Network Technician	470104	201212	TCC
PR31	Pre-Nursing	513801	202014	TCC
PS12	Paralegal Studies	220302	201212	Diploma
PS13	Paralegal Studies	220302	201212	Degree
PT12	Paramedicine	510904	201212	Diploma
PT13	Paramedicine	510904	201212	Degree
PT21	Phlebotomy Technician	511009	201212	TCC
PT22	Pharmacy Technology	510805	201212	Diploma
PT42	Polysomnography Technology	510917	201212	Diploma

Major Code	Major Description	CIP Code	Start Term	Award Level
PT81	Purchasing Technician	520203	201212	TCC
PTA3	Physical Therapist Assistant	510806	201814	Degree
PW11	Pipe Welder	480508	201212	TCC
RA12	Sports and Fitness Management	310101	201814	Diploma
RA13	Sports and Fitness Management	310101	201814	Degree
RA21	Residential Air Conditioning Technician	470201	201212	TCC
RP11	Residential/Commercial Plumbing Technician	460503	201212	TCC
RT23	Radiologic Technology	510911	201212	Degree
RW41	Residential/Industrial Wiring	460302	201212	TCC
RW61	Residential Wiring Technician	460302	201212	TCC
SAF1	Sports and Fitness Management Specialist	310101	201814	TCC
SB41	Small Business Management Specialist	520703	201416	TCC
SE11	NCCER Specialty Electrical Services	460302	201612	TCC
SS21	Sustainable Small Farm and Agriculture Technician	010308	202012	TCC
SSM1	Service Sector Management Specialist	520201	201212	TCC
ST11	Shampoo Technician	120401	201212	TCC
ST12	Surgical Technology	510909	201212	Diploma
ST13	Surgical Technology	510909	202012	Degree
STI1	Selected Topics in Criminal Justice	430104	201612	TCC
TC31	Technical Specialist	231303	201212	TCC
TMS1	Technical Management Specialist	520201	201212	TCC
TPS1	Tax Preparation Specialist	520302	201212	TCC
TS23	Technical Studies	479999	201212	Degree
VSM1	Vertical Shielded Metal Arc Welder Fabricator	480508	201212	TCC
WA21	Warehouse and Distribution Technician	520203	201212	TCC
WAJ2	Welding and Joining Technology	480508	201212	Diploma

Source: TCSG Data Center; Report AP0002 as of 9/20/2021

CGTC Quality Initiatives

Quality Enhancement Plan (QEP)

CGTC's Quality Enhancement Plan is designed to improve the environment surrounding student learning for at-risk students (those who are first-time, first-generation, and/or academically challenged) by implementing a three-pronged intervention strategy:

- A purposeful advising approach (ALFAA: The Five-Step Advisement Process);
- Academic support, including a college readiness course (COLL 1500); and
- Student support services, including an early alert system (TEAMS).

REACH

The Raising Expectations of Achievement (REACH) student organization is tailored towards CGTC students that are underserved. While REACH session activities are open to all student demographics, this initiative primarily targets male students of color. The organization makes available faculty and staff mentor volunteers who build relationships with the students and provide guidance for them throughout their college experience. Students participate in cultural, social, and educational activities. A student leadership component is embedded to allow participants to strive to reach their fullest potential and engage in community service and servant leadership opportunities. Students and mentors also attend bi-weekly sessions covering topics such as professional image, self-confidence, health and wellness, study skills, time and money management, effective speech, goal setting and financial literacy.

TEAMS Outreach Center

The TCSG Early Alert Management System (TEAMS) is a web-based early alert system that allows all TCSG colleges to identify at-risk students, provide individualized support, track the application of interventions, and monitor student success. The goal of the TEAMS Outreach Center is to improve student retention and graduation rates. This goal is met by identifying at-risk students as early in the term as possible and connecting those students to college resources or interventions that can help the student be retained and succeed. Since 2015, more than 5,500 students have been alerted and received support from TEAMS personnel. Within the past year, alerted students have experienced a 49% graduation or reenrollment rate in the next term.

Achieving the Dream

Achieving the Dream is a network of community colleges across the United States committed to helping their students, particularly low-income students and students of color, achieve their goals for academic success, personal growth, and economic opportunity. As an ATD Institution, CGTC develops and implements research-based policies and practices based on qualitative analysis of its institutional strengths, problem areas, and achievement gaps with a focus on student success and equity. During AY2021, 6,847 students of color enrolled in credit classes at CGTC, representing 58% of the student population. Access to education was evident with the increase in enrollment, the COVID pandemic, notwithstanding: 11,459 in AY2020 to 11,725 in AY2021. The number of awards increased was again above 6,000; 6,035 awards were disbursed in AY2021.

Complete College Georgia

Complete College Georgia, a joint effort between the University System of Georgia and the Technical College System of Georgia, has as its central goal increasing the percentage of Georgians with post-secondary credentials to 60 percent by 2025. This ambitious objective would help Georgia residents and place the state at a competitive position nationally and globally. In order to reach this goal, CGTC has identified annual targets for graduates. During FY2021, CGTC produced 1,715 total CCG graduates, exceeding the annual goal of 1,360 by 26.1%.

Success Indicators

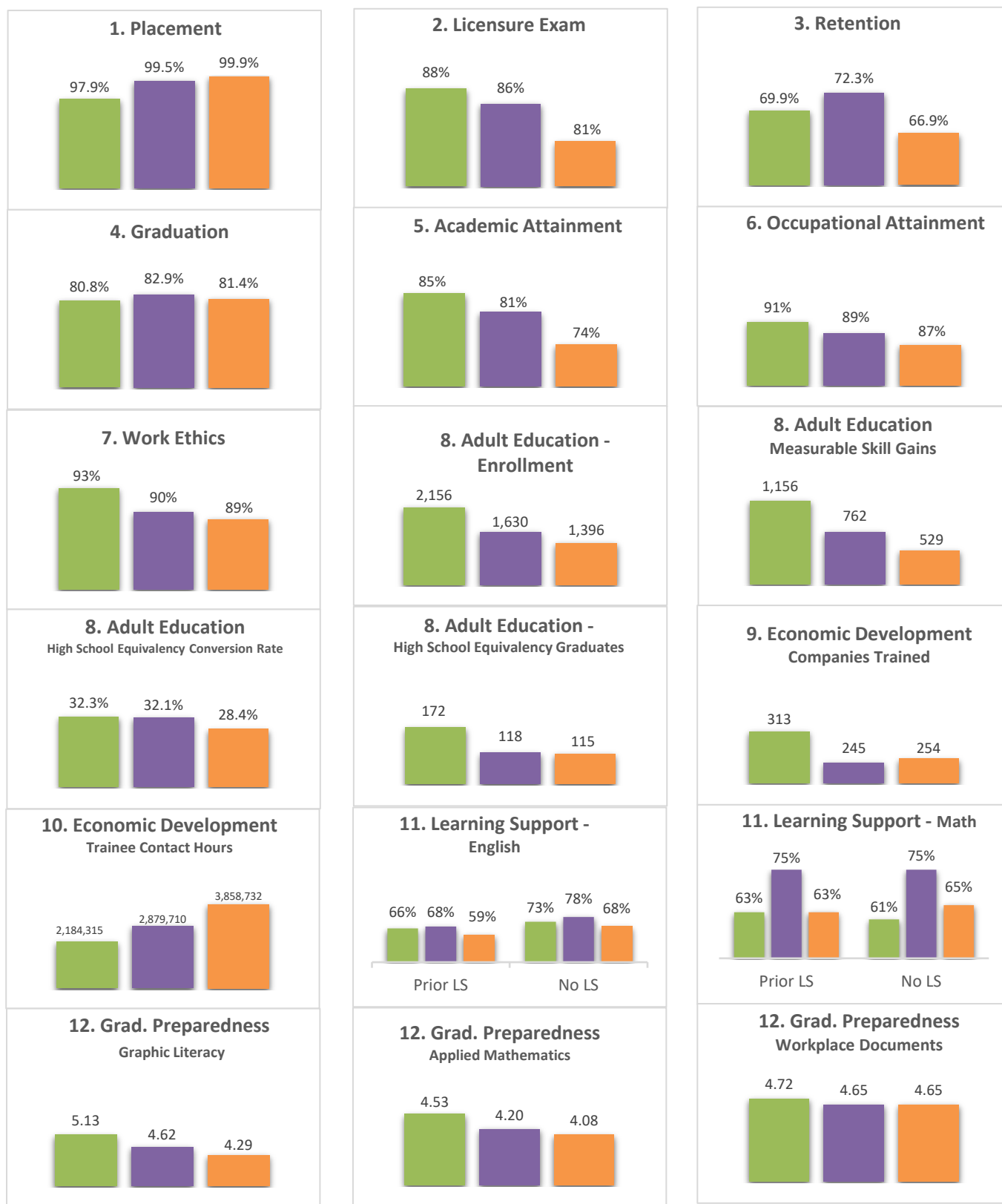
CGTC's Strategic Plan defines priorities of the College and provides a framework for allocating resources towards the main components of its mission: technical education, adult education, and economic development. The Strategic Plan also identifies indicators of success to serve as measurable, annual goals for the Institution.

Assessing Institutional Outcomes - FY2021 (Table 3)

OUTCOMES	RESULTS
1. PLACEMENT: 80% of program completers will either be placed in field, a related field, military service, or continue their education.	Met: 99.9%
2. LICENSURE EXAM: 85% of students taking a required licensure examination will pass.	Not Met: 81%
3. RETENTION: 60% of first-time CGTC students enrolled fall semester will either graduate by the end of the following fiscal year or will still be enrolled during the following fiscal year.	Met: 66.9%
4. GRADUATION: 65% of students seeking a degree, diploma, or certificate will successfully receive a degree, diploma, or certificate.	Met: 81.4%
5. ACADEMIC ATTAINMENT: 70% of students enrolling in General Education courses will successfully complete the course.	Met: 74%
6. OCCUPATIONAL ATTAINMENT: 80% of students enrolling in occupational courses will successfully complete the course.	Met: 87%
7. WORK ETHICS: 90% of all work ethic grades received meet or exceed expectations.	Not Met: 89%
8. ADULT EDUCATION (basic skills): Meet or exceed the established local, state and federal benchmarks. <ul style="list-style-type: none"> Enrollment in ABE/ASE/ESL..... 1,630 Measurable Skill Gains in ABE/ASE/ESL 762 High School Equivalency Conversion Rate..... 32.1% High School Equivalency Graduates..... 118 	Not Met: 1,396 Not Met: 529 Not Met: 28.4% Not Met: 115
9. ECONOMIC DEVELOPMENT: Meet or exceed the established annual benchmark of 304 companies trained.	Not Met: 254
10. ECONOMIC DEVELOPMENT: Meet or exceed the established annual benchmark of 1,000,000 trainee contact hours.	Met: 3,858,732
11. LEARNING SUPPORT: Successful completers of learning support courses will demonstrate academic attainment comparable to program-ready students in Math and English (within 10 points). (Program Ready Math = 65.4%, Program Ready English = 67.9%)	Met: Math 63.1% English 58.6%
12. GRADUATE PREPAREDNESS: Graduates of degree and diploma programs will demonstrate workplace readiness skills as evidenced by attainment of an appropriate Georgia WorkReady Certificate Goals: Graphic Literacy: 4.13; Applied Mathematics: 3.86; Workplace Documents: 4.08	Met: Graphic Literacy..... 4.29 Applied Mathematics 4.08 Workplace Documents ... 4.65

Success Indicators Trend Data

Legend: 2019 2020 2021



Placement Rate

Unduplicated Graduates and Placement (Table 4)

Reporting Year AY2021 based on AY2020 Graduates

Central Georgia Technical College	Unduplicated Graduates
AY2020 Unduplicated Graduates	3,900
Employed in field	1,271
Military	42
Employed in related field	190
Employed in unrelated field	87
Employed in field and continuing education	171
Employed in related field and continuing education	33
Employed in unrelated field and continuing education	26
Continuing education	1,603
Not employed	3
Unavailable for employment	472
Status unknown	2
PLACED IN FIELD	94.89%
TOTAL PLACEMENT	99.91%

Source: TCSG Data Center Report TEC0108 as of 09/23/2021



Placement In-Field AY2017-2021 (Table 5)

Graduation Year	Placed In-Field Rate	Total Placement Rate
AY2021	TBD	TBD
AY2020	94.9%	99.9%
AY2019	81.4%	99.5%
AY2018	84.4%	97.9%
AY2017	82.4%	99.3%

Source: TCSG Data Center Report #TEC0108 date as of 09/23/2021

Note: Unduplicated graduates, and their latest placement record for the fiscal year, are used to calculate both rates.

Licensure Pass Rate by Program

Licensure/Certification Exam Pass Rates FY2017-2021 (Table 6)

NAME OF PROGRAM	FY17 PASS RATE	FY18 PASS RATE	FY19 PASS RATE	FY20 PASS RATE	FY21 PASS RATE
Associate of Science Degree in Nursing (licensure)*	N/A	76%	83%	89%	89%
Aviation Mechanic General (licensure)	100%	100%	100%	91%	100%
Aviation Mechanic Airframe (licensure)	100%	0%	100%	89%	50%
Aviation Mechanic Powerplant (licensure)	83%	100%	100%	100%	N/A
Barbering (license) All locations	100%	33%	86%	67%	33%
Cardiovascular Technology (licensure)	83%	75%	40%	40%	100%
Clinical Laboratory Technology (licensure)	73%	67%	75%	100%	67%
Commercial Truck Driving (licensure)	87%	72%	84%	85%	83%
Computer Information Systems (certification)	100%	100%	63%	60%	N/A
Cosmetology Macon (licensure)	100%	89%	88%	80%	90%
Cosmetology Milledgeville (licensure)	100%	67%	92%	83%	100%
Cosmetology Warner Robins (licensure)	100%	91%	87%	79%	72%
Dental Hygiene-National Boards Macon (licensure)	70%	82%	88%	86%	88%
Dental Hygiene-Regional Clinical Boards Macon (licensure)	91%	100%	100%	94%	100%
Dental Hygiene-National Boards Warner Robins (licensure)	100%	100%	93%	100%	92%
Dental Hygiene-Regional Clinical Boards WR (licensure)	100%	92%	100%	100%	100%
Echocardiography (licensure)	N/A	100%	71%	33%	100%
Emergency Medical Responder (EMR) (dual enrollment)	13%	N/A	N/A	N/A	N/A
Advanced Emergency Medical Technician (AEMT) (certification)****	64%	51%	63%	83%	29%
Emergency Medical Technician (EMT) (certification)****	72%	80%	88%	60%	77%
Paramedicine (certification)	76%	73%	60%	82%	89%
Hemodialysis Patient Care Specialist (certification)	100%	100%	100%	100%	100%
Medical Assisting Macon (certification)	77%	91%	86%	73%	48%
Medical Assisting Milledgeville (certification)	100%	90%	N/A	N/A	64%
Medical Assisting Warner Robins (certification)	63%	N/A	83%	N/A	75%
Orthopedic Technology (certification)***	N/A	N/A	N/A	N/A	57%
Patient Care Assisting-All Locations (certification)	86%	89%	86%	98%	86%
Pharmacy Technology (certification)	100%	75%	100%	100%	100%
Physical Therapist Assistant (licensure)**	N/A	N/A	N/A	N/A	85%
Polysomnography (certification)***	N/A	N/A	100%	N/A	100%
Practical Nursing (all programs) (licensure)*	91%	90%	100%	97%	85%
Radiologic Technology Macon (licensure)	94%	83%	88%	88%	57%
Radiologic Technology Warner Robins (licensure)	100%	93%	100%	64%	81%
Surgical Technology (certification)	94%	62%	64%	72%	67%
Annual Pass Rate	86%	82%	88%	86%	81%

Source: Compiled by CGTC Academic Affairs

* Nursing programs use reporting criteria as specified by program licensing agency (GBON)

**Physical Therapist Assistant use reporting criteria as specified by CAPTE

***Orthopedic Technology and Polysomnography does not require licensure/registry program graduates to work in field

****EMS professions and Prehospital EMS operations do not have a specific certification exam. Their numbers are in EMT and AEMT. Each program adheres to the guidelines of the respective program agency for calculating the pass rate.

Retention Rates

Retention Rates for AY2019 and AY2020 (Table 7)

Fall 202012 - Beginning Cohort	1,745	
Graduated from this same college from 202012 to 202116	748	42.9%
Graduated from a different TCSG college from 202012 to 202116	10	0.6%
Graduated from a USG college from 202012 to 202116	3	0.2%
Graduated from a NSC college from 202012 to 202116	2	0.1%
Enrolled at the same college during AY2021	331	19.0%
Enrolled at a different TCSG college during AY2021	15	0.9%
Enrolled at a USG institution during AY2021	39	2.2%
Enrolled at a NSC institution during AY2021	19	1.1%
AY2021 Total Retained	1,167	66.9%
Fall 201912 - Beginning Cohort	1,611	
Graduated from this same college from 201912 to 202016	787	48.9%
Graduated from a different TCSG college from 201912 to 202016	4	0.2%
Graduated from a USG college from 201912 to 202016	1	0.1%
Graduated from a NSC college from 201912 to 202016	0	0.0%
Enrolled at the same college during AY2020	290	18.0%
Enrolled at a different TCSG college during AY2020	14	0.9%
Enrolled at a USG institution during AY2020	44	2.7%
Enrolled at a NSC institution during AY2020	25	1.6%
AY2020 Total Retained	1,165	72.3%

Source: TCSG Data Center Report TEC0200 as of 11/23/2021

Note: TCSG's retention rate calculations include data from the National Student Clearinghouse (NSC).



Graduation Rates

Graduation Rates AY2017-2021 (Table 8)

Academic Year	Graduates (duplicated)	Non-Graduate Leavers	Graduates Plus Non-Grad Leavers	Graduation Rate
AY2021	6,645	1,518	8,163	81.4%
AY2020	7,199	1,482	8,681	82.9%
AY2019	7,115	1,696	8,811	80.8%
AY2018	6,455	1,741	8,196	78.8%
AY2017	6,081	2,135	8,216	73.9%

Source: TCSG Data Center Report TEC3111 as of 09/24/2021

Attainment Achievements

Academic Attainment AY2017-2021 (Table 9)

Academic Year	Percent of Students Successfully Completing General Education Courses
AY2021	74%
AY2020	81%
AY2019	85%
AY2018	86%
AY2017	85%

Source: CGTC iNet Report #297 Academic Attainment as of 8/17/2021

Occupational Attainment AY2017-2021 (Table 10)

Academic Year	Percent of Students Successfully Completing Occupational Courses
AY2021	87%
AY2020	89%
AY2019	91%
AY2018	91%
AY2017	89%

Source: CGTC iNet Report #297 Occupational Attainment as of 8/17/2021

Work Ethics AY2017-2021 (Table 11)

Academic Year	Percent of Students Meeting or Exceeding Work Ethics Standard
AY2021	89%
AY2020	90%
AY2019	93%
AY2018	93%
AY2017	92%

Source: CGTC iNet Report #134 Work Ethics by Subject as of 8/17/2021

Adult Education

Adult Education GED Graduates by County FY2021 (Table 12)

County	Students & Walk-ins	Prisons	Youth Challenge	Total GED Graduates
Baldwin	20	27	0	47
Bibb	67	3	0	70
Crawford	0	0	0	0
Dooly	1	27	0	28
Houston	57	11	0	68
Jones	6	0	0	6
Monroe	5	30	0	35
Peach	13	0	0	13
Pulaski	0	25	0	25
Putnam	6	0	0	6
Twiggs	1	0	0	1
Other counties	15	0	0	15
Total	191	123	0	314

Source: GED Navigator as of 06/30/2021

Adult Education High School Equivalency Conversion Rate AY2021 (Table 13)

Academic Year	Percent of GED and high school equivalency graduates who enrolled in any TCSG college
AY2021	28.4%
AY2020	32.1%
AY2019	32.3%

Source: TCSG Benchmark Summary #MEB0199 as of 09/21/2021

Adult Education Measurable Skill Gains AY2018-2021 (Table 14)

Measurable Skill Gains	AY2018	AY2019	AY2020	AY2021
Adult Basic Education (ABE)	1,005	829	615	410
Adult Secondary Education (ASE)	127	82	1	7
English as a Second Language (ESL)	209	231	146	112

Source: TCSG Benchmark Summary #MEB0199 as of 09/21/2021

Note: TCSG began tracking Measurable Skill Gains in 2018. Prior fiscal year data are not available. In FY2020, Georgia shifted to a much more rigorous adult education assessment test to better align with the increased rigor of the GED exam. As such, adult education programs statewide experienced a significant decrease in the number of students entering at the Adult Secondary Education levels.

Economic Development

CGTC's Office of Economic Development serves Georgia's new, expanding, and existing industries by developing customized solutions and training to meet the challenges facing Georgia's businesses. The Office of Economic Development is also home to the **CGTC Regional Safety Training Center** which delivers OSHA health and safety training to small businesses and targeted employees working in the construction, manufacturing, transportation, and warehousing industries throughout central Georgia.

Economic Development Customized Contract Training AY2017-2021 (Table 15)

Academic Year	Companies Trained	Trainee Contact Hours
AY2021	254	3,858,732
AY2020	245	2,879,710
AY2019	313	2,184,315
AY2018	309	1,134,315
AY2017	334	1,319,499

Source: TCSG Scorecard All Metrics by College MES0199 as of 09/21/2021

Note: In 2018, TCSG revised the definition of customized contract training.



**FORKLIFT
TRAINING**



**HAZARD
COMMUNICATION**



**PROTECTIVE
EQUIPMENT**



**FALL
PROTECTION**

Learning Support

Average Student Scores with Learning Support AY2017-2021 (Table 16)

Academic Year	English Learning Support Scores	English Program Ready Scores		Math Learning Support Scores	Math Program Ready Scores
AY2021	59%	68%		63%	65%
AY2020	68%	78%		75%	75%
AY2019	66%	73%		63%	61%
AY2018	63%	73%		61%	64%
AY2017	66%	69%		64%	65%

Source: CGTC iNet Report #299 Learning Support Classes as of 8/11/2020

Graduate Preparedness

CGTC Average Georgia Work Ready Certificate Scores AY2017-2021 (Table 17)

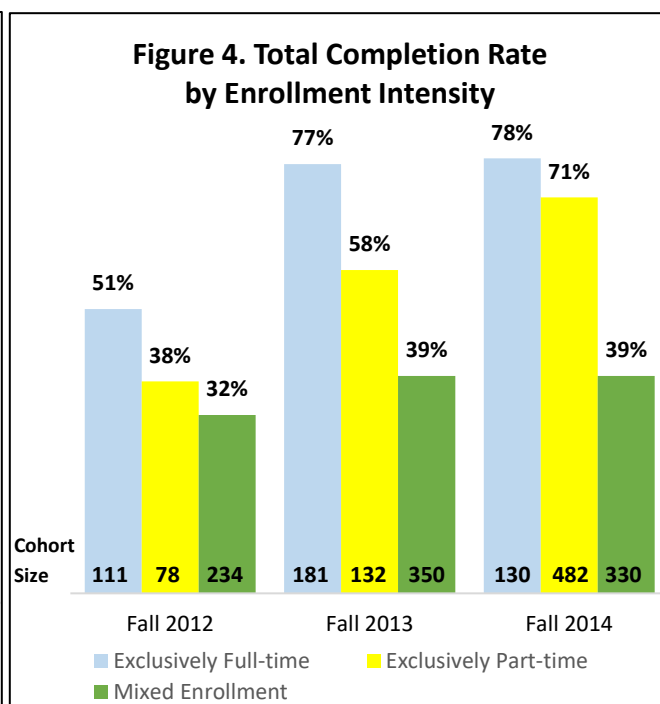
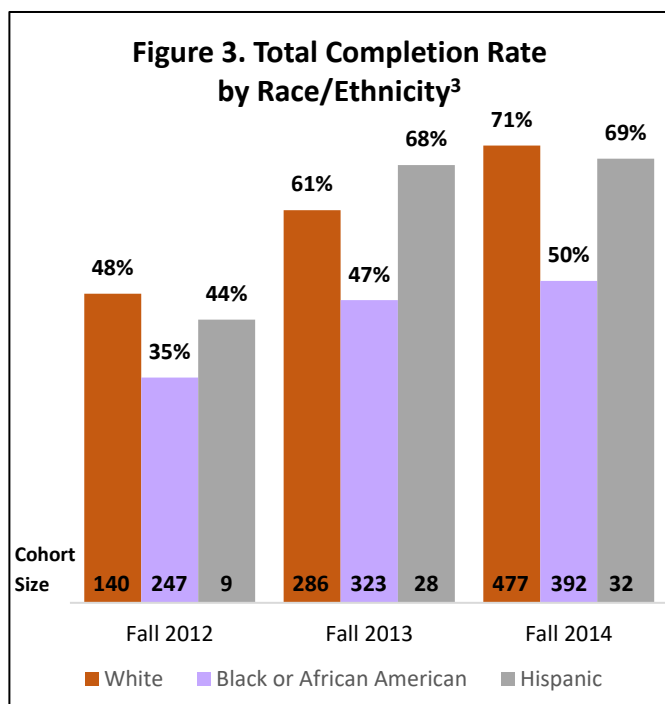
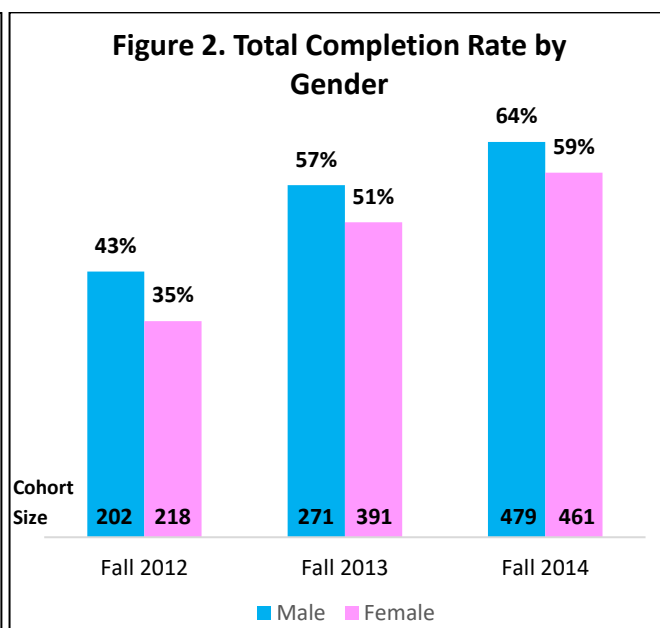
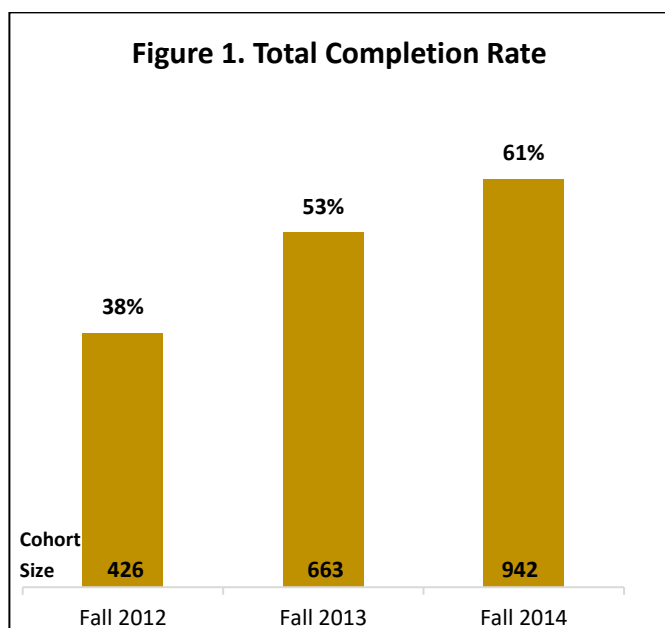
Academic Year	Workplace Documents (Goal: 4.08)	Applied Mathematics (Goal: 3.86)	Graphic Literacy (Goal: 4.13)
AY2021	4.65	4.08	4.29
AY2020	4.62	4.20	4.65
AY2019	5.13	4.53	4.72
AY2018	5.11	4.52	4.76
AY2017	5.30	4.67	4.18

Source: CGTC iNet Report #298 Work Ready Scores as of 08/17/2021



Student Completion Indicator

CGTC uses the National Student Clearinghouse (NSC) Total Completion Rate as the Student Completion Indicator. The NSC Total Completion Rate is based on the six-year outcomes for all students who started at CGTC¹ (first-time-in-college) in the Fall Term² cohort.



Notes: The cohort of first-time students was revised starting with the 2011 cohort to exclude current dual enrollment students from the dataset and identification of prior enrollments was revised from four-years to all-years.

1 – The Fall 2012 term cohorts were generated from pre-merger enrollment data.

2 – CGTC transitioned academic terms from quarters to semesters effective Fall 2012.

3 – The three Race/Ethnicity categories with the highest enrollment are included, representing more than 90% of the total cohort.

Source: NSC Research Center, StudentTrackerSM Postsecondary Completions: Institutional Benchmark Report

CGTC Facts & Trends

Comparison of Highest Ranking TCSG Colleges

Unduplicated Graduates AY2021 Compared to Previous Year AY2020 (Table 18)

Institution	AY2020	AY2021	Number Change	Percent Change
Central Georgia	3,900	3,612	-288	-7.4%
Chattahoochee	3,066	2,903	-163	-5.3%
Georgia Northwestern	1,631	1,640	9	0.6%
Gwinnett	2,264	2,352	88	3.9%
Southern Crescent	2,301	2,784	483	21.0%
West Georgia	1,889	1,985	96	5.1%

Source: TCSG Data Center Report # TES2023 as of 09/21/2021

Awards Conferred AY2021 Compared to Previous Year AY2020 (Table 19)

Institution	AY2020	AY2021	Number Change	Percent Change
Central Georgia	6,213	6,035	-178	-2.9%
Chattahoochee	5,476	5,174	-302	-5.5%
Georgia Northwestern	4,093	4,517	424	10.4%
Gwinnett	4,116	4,145	29	0.7%
Southern Crescent	3,838	4,545	707	18.4%
West Georgia	2,677	3,082	405	15.1%

Source: TCSG Data Center Report #TES2023 as of 09/21/2021

Note: One graduate may receive multiple awards

Graduates and Types of Awards Conferred AY2021 (Table 20)

Institution	Total Graduates (Unduplicated)	Technical Certificates of Credit	Diplomas	Associate Degrees	Total Awards Conferred
Central Georgia	3,612	4,207	594	1,234	6,035
Chattahoochee	2,903	4,035	461	678	5,174
Georgia Northwestern	1,640	3,363	656	498	4,517
Gwinnett	2,352	2,782	588	775	4,145
Southern Crescent	2,784	3,632	466	447	4,545
West Georgia	1,985	2,368	318	396	3,082

Source: TCSG Data Center Report #TES2023 as of 09/21/2021

Note: One graduate may receive multiple awards

Total Credit Enrollment AY2017-2021 (Table 21)

Institution	AY2017	AY2018	AY2019	AY2020	AY2021
Central Georgia	11,429	11,973	12,048	11,459	11,725
Chattahoochee	14,642	14,709	14,943	14,696	13,450
Georgia Northwestern	7,750	7,499	7,730	8,591	8,528
Gwinnett	11,147	12,102	12,468	12,721	11,578
Southern Crescent	6,527	6,657	7,139	7,647	7,627
West Georgia	9,525	9,536	10,112	9,949	8,913

Source: TCSG End of Year Enrollment Report # TES2022 as of 09/21/2021

Total Credit Hours of Instruction AY2017-2021 (Table 22)

Institution	AY2017	AY2018	AY2019	AY2020	AY2021
Central Georgia	165,950	169,040	167,438	159,163	151,557
Chattahoochee	191,472	192,556	195,057	197,246	176,794
Georgia Northwestern	115,043	110,421	113,697	127,395	124,445
Gwinnett	148,895	161,020	168,945	175,186	154,754
Southern Crescent	94,316	100,368	102,380	107,993	104,991
West Georgia	136,018	129,791	135,934	131,819	118,476

Source: TCSG End of Year Enrollment Report # TES2022 as of 09/21/2021

Full-Time Equivalent (FTE) AY2017-2021 (Table 23)

Institution	AY2017	AY2018	AY2019	AY2020	AY2021
Central Georgia	5,531	5,634	5,581	5,305	5,051
Chattahoochee	6,382	6,418	6,501	6,574	5,893
Georgia Northwestern	3,834	3,618	3,789	4,246	4,148
Gwinnett	4,963	5,367	5,631	5,839	5,158
Southern Crescent	3,143	3,345	3,412	3,599	3,499
West Georgia	4,533	4,326	4,531	4,393	3,949

Source: TCSG End of Year Enrollment Report # TES2022 as of 09/21/2021

Enrollment Trends**Credit Enrollment by Gender AY2017-2021 (Table 24)**

Academic Year	Total Enrollment	Male	Percent Male	Female	Percent Female
AY2021	11,725	4,231	36.1%	7,494	63.9%
AY2020	11,459	4,189	36.6%	7,270	63.4%
AY2019	12,048	4,413	36.6%	7,635	63.4%
AY2018	11,973	4,363	36%	7,610	64%
AY2017	11,429	4,147	36%	7,282	64%

Source: TCSG End of Year Enrollment Report # TES2022 as of 09/21/2021

Credit Enrollment by Race/Ethnicity AY2017-2021 (Table 25)

Academic Year	Native American	Asian	Black or African American	Hispanic or Latino	Native Hawaiian	Two or more races	Unknown	White
AY2021	35	167	5,765	551	8	274	47	4,878
AY2020	34	122	5,608	484	7	242	39	4,923
AY2019	25	131	5,867	454	11	218	59	5,283
AY2018	24	127	5,947	410	8	190	68	5,199
AY2017	32	134	5,757	364	8	159	66	4,909

Source: TCSG End of Year Enrollment Report Post # TES2022 as of 09/21/2021

Full-time / Part-time Enrollment Status AY2017-2021 (Table 26)

Academic Year	Full Time	Percent of Total (Full Time)	Part Time	Percent of Total (Part Time)
AY2021	1,820	22%	6,320	78%
AY2020	2,083	25%	6,161	75%
AY2019	2,186	27%	6,035	73%
AY2018	2,256	28%	5,790	72%
AY2017	2,380	31%	5,383	69%

Source: TCSG Data Center Report #TEC0185 as of 8/31/2021

Note: Only Fall Semester is reported due to multiple status changes within an academic year.

Credit Enrollment by Age Group AY2017-2021 (Table 27)

Academic Year	Under 21	21-25	26-30	31-35	36-40	Over 40
AY2021	4,928	2,232	1,500	993	725	1,347
AY2020	4,902	2,101	1,391	970	716	1,379
AY2019	4,681	2,168	1,607	1,130	877	1,585
AY2018	4,213	2,340	1,683	1,210	873	1,654
AY2017	3,555	2,449	1,676	1,162	873	1,714

Source: TCSG End of Year Enrollment Report # TES2022 as of 09/21/2021

Credit Enrollment by Educational Level AY2017-2021 (Table 28)

Academic Year	Less than 12	GED	High School	1-3 Years Postsecondary	Bachelor Degree	Greater than Bachelor Degree
AY2021	2,932	1,303	5,740	1,421	280	49
AY2020	2,983	1,397	5,356	1,444	237	42
AY2019	2,761	1,818	5,418	1,748	258	45
AY2018	2,257	1,976	5,489	1,956	234	61
AY2017	1,511	2,033	5,773	1,881	187	44

Source: TCSG End of Year Enrollment Report # TES2022 as of 09/21/2021

Credit Enrollment by Special Populations AY2017-2021 (Table 29)

Academic Year	Economically Disadvantaged	Disabled	Non-Traditional	English Learners	Out-of-Workforce Individuals	Single Parents	Total Unduplicated Special Pops
AY2021	5,268	345	1,002	38	222	793	5,977
AY2020	5,269	465	1,074	49	208	856	6,100
AY2019	5,620	607	1,051	48	475	1,030	6,691
AY2018	5,815	737	1,040	40	732	1,086	7,124
AY2017	6,100	705	1,031	53	673	1,090	7,296

Source: TCSG End of Year Enrollment Report # TES2022 as of 09/21/2021

Note: Special Populations categories align with Perkins V. Prior year data has been updated to reflect new categories.

Credit Enrollment by Award Level and Semester AY2021 (Table 30)

Semester	Technical Certificates of Credit	Diploma	Associate	Total Count (Unduplicated)	Not in Award	Total Enrolled (Unduplicated)
2021-16	1,192	1,110	1,826	4,008	1	4,009
2021-14	2,614	1,789	3,052	7,245	2	7,247
2021-12	3,187	1,986	3,225	8,137	3	8,140

Source: TCSG Data Center Report # TES0698 as of 7/08/2021 (Fall/Spring) and 8/30/2021 (Summer)

Credit Enrollment in General Education AY2017-2021 (Table 31)

Academic Year	English	Math	Science	Social Science	Total Duplicated General Ed	Total Unduplicated General Ed
AY2021	3,558	3,564	1,780	4,676	13,578	7,282
AY2020	3,507	3,484	1,588	4,116	12,695	6,689
AY2019	3,666	3,454	1,308	4,083	12,511	6,824
AY2018	3,611	3,484	1,239	3,932	12,266	6,609
AY2017	3,329	3,350	1,069	3,396	11,144	6,063

Source: TCSG Data Center; Report # TES0321 as of 8/30/2021

Credit Enrollment in Learning Support AY2017-2021 (Table 32)

Academic Year	Math	English & Reading	Total Duplicated Learning Support	Total Unduplicated Learning Support
AY2021	203	62	265	236
AY2020	443	137	580	519
AY2019	752	304	1,056	894
AY2018	1,134	506	1,640	1,352
AY2017	1,164	592	1,756	1,430

Source: TCSG Data Center; Report # TES0322 as of 8/30/2021

High School Enrollment AY2017-2021 (Table 33)

Academic Year	Dual Enrolled			Joint Enrolled	High School Count (Unduplicated)	High School Credit Hours
	MOWR	ADP	Dual Enrolled (Unduplicated)			
AY2021	2,815	121	2,875	6	2,875	23,042
AY2020	2,761	46	2,777	1	2,778	29,490
AY2019	2,398	4	2,410	0	2,410	24,396
AY2018	1,974	2	1,980	3	1,983	19,751
AY2017	1,350	2	1,380	1	1,381	13,536

Source: TCSG HS Students by Campus report #TEC0104 as of 8/30/2021

Note: MOWR – Move on When Ready, ADP – Alternative Diploma Path

Enrollment in Accelerated Opportunity AY2017-2021 (Table 34)

Academic Year	Fall	Spring	Summer
AY2021	17	5	9
AY2020	40	30	4
AY2019	92	62	12
AY2018	45	56	29
AY2017	35	11	6

Source: CGTC iNet Report #374 Accelerated Opportunity Enrollment as of 08/30/2021

Online Enrollment AY2017-2021 (Table 35)

Academic Year	Online Count	Online Percentage
AY2021	7,962	67.9%
AY2020	7,492	65.4%
AY2019	7,127	59.2%
AY2018	6,703	56.0%
AY2017	6,090	53.3%

Source: TCSG College Snapshot; TEC0185 as of 08/31/2021

Note: Online Enrollment Count is the unduplicated student count of students that are enrolled in at least one course online.

Online Course Count, Hours, and Online Only Enrollment by Semester (Table 36)

Semester	Total Online Course Count	Total Online Course Hours	Online Only Student Count
2021-16	4,186	12,549	1,941
2021-14	7,806	23,302	3,161
2021-12	9,089	27,065	3,590
2020-16	7,596	22,098	3,161
2020-14	4,842	14,927	2,118
2020-12	4,754	14,714	2,047
2019-16	3,728	11,449	1,824
2019-14	4,455	13,765	1,992
2019-12	4,550	14,111	1,990
2018-16	3,434	10,544	1,695
2018-14	3,875	12,093	1,757
2018-12	3,786	11,761	1,636

Source: TCSG Data Center Report #TEC0160 as of 8/8/2021 (Fall/Spring) and 8/30/2021 (Summer)

Military Enrollment (Active, Reserve, and Dependents) AY2017-2021 (Table 37)

Academic Year	Unduplicated Total Military Armed Forces	Unduplicated Total Dependent or Spouse	Unduplicated Total All Military
AY2021	583	289	858
AY2020	525	268	778
AY2019	475	215	681
AY2018	568	242	800
AY2017	603	260	853

Source: TCSG Data Center Report #TEC0309 as of 08/30/2021

Note: One student can be in multiple columns (for example Active Army and Spouse of Active Army). In the last column, Unduplicated Total All Military, a student is counted only once.

Financial Aid Recipients AY2017-2021 (Table 38)

Academic Year	Total College Enrollment	Total Unduplicated Financial Aid Recipients	HOPE Grant or Scholarship	PELL	WIOA	Veterans Admin	Local Scholarship	Other Financial Aid
AY2021	11,725	5,959	3,009	4,389	83	412	0	401
AY2020	11,459	6,020	3,074	4,557	115	460	0	266
AY2019	12,048	6,451	3,367	4,984	110	452	38	241
AY2018	11,973	6,697	3,428	5,256	103	528	10	167
AY2017	11,429	7,073	4,130	5,531	86	559	15	217

Source: TCSG End of Year Report; #TES2022 as of 09/21/2021

Average Credit Hours Taken by Students by Semester AY2018-2021 (Table 39)

Semester	Academic Year	Total Credit Hours	Average Credits per Student
Summer (2021)	2021-16	28,798	7.2
Spring (2021)	2021-14	58,122	8.0
Fall (2020)	2021-12	64,637	7.9
Summer (2020)	2020-16	26,185	7.0
Spring (2020)	2020-14	63,217	8.2
Fall (2019)	2020-12	69,761	8.5
Summer (2019)	2019-16	34,123	7.2
Spring (2019)	2019-14	63,676	8.2
Fall (2018)	2019-12	69,639	8.5
Summer (2018)	2018-16	36,568	7.3
Spring (2018)	2018-14	63,810	8.3
Fall (2017)	2018-12	68,662	8.5

Source: TCSG Data Center Report #TEC0119 as of 07/08/2021 (Fall/Spring) and 08/23/2021 (Summer)

**Summary of Enrollment, Graduates & Awards Conferred by Award Level AY2017-2021
(Table 40)**

Academic Year	Unduplicated Enrollment	Total Graduates (unduplicated)	Technical Certificates of Credit	Diplomas	Associate Degrees	Total Awards Conferred
AY2021	11,725	3,612	4,207	594	1,234	6,035
AY2020	11,459	3,900	4,693	597	923	6,213
AY2019	12,048	4,194	5,315	735	800	6,850
AY2018	11,973	3,690	4,719	705	660	6,084
AY2017	11,429	3,474	4,587	775	650	6,012

Source: TCSG Data Center Report #TEC0185 as of 09/21/2021

Data by Program, County & Campus

Enrollment and Credit Hours by County of Residence AY2021 (Table 41)

County	Enrollment	Enrollment Percentage	Total Credit Hours	Credit Hours Percentage
Baldwin	608	5.1%	8,040	5.3%
Bibb	2,783	23.5%	34,893	23.0%
Crawford	171	1.4%	2,476	1.6%
Dooly	93	0.8%	1,042	0.7%
Houston	4,163	35.1%	51,785	34.2%
Jones	549	4.6%	6,992	4.6%
Monroe	273	2.3%	3,641	2.4%
Peach	539	4.5%	7,536	5.0%
Pulaski	221	1.9%	2,784	1.8%
Putnam	341	2.9%	3,820	2.5%
Twiggs	86	0.7%	1,403	0.9%
All Other GA Counties	1,722	14.7%	24,746	16.3%
Out of State	176	1.5%	2,399	1.6%
Total	11,725	-	151,557	-

Source: TCSG Data Center Report #TEC0122 as of 09/30/2021

Credit Hours and FTE by Campus and Semester

Credit Enrollment by Course Campus AY2017-2021 (Table 42)

Course Campus	AY2017	AY2018	AY2019	AY2020	AY2021
Warner Robins (Main) Campus	3,901	3,839	3,726	4,299	3,378
Macon Campus	9,175	9,741	9,926	8,798	9,579
Milledgeville Campus	931	988	1,004	962	687
Aerospace Training and Sustainment Center	N/A	N/A	N/A	N/A	181
Crawford County Center	95	61	32	37	1
Jones County Center	45	168	240	0	0
Monroe County Center	112	52	48	12	5
Peach Co. Workforce Development Center	37	45	43	34	15
Putnam County Center	104	82	64	51	16
VECTR Center	N/A	168	131	206	256

Source: TCSG Data Center Report #TEC0119 as of 09/21/2021

Total Credit Hours by Course Campus AY2017-2021 (Table 43)

Course Campus	AY2017	AY2018	AY2019	AY2020	AY2021
Warner Robins (Main) Campus	49,149	43,537	41,595	44,289	31,281
Macon Campus	107,375	111,155	111,513	103,053	107,819
Milledgeville Campus	9,868	10,063	9,389	8,570	6,026
Aerospace Training and Sustainment Center	N/A	N/A	N/A	N/A	2,728
Crawford County Center	614	345	199	272	6
Jones County Center	156	1,009	2,114	0	0
Monroe County Center	918	355	273	51	15
Peach Co. Workforce Development Center	200	330	389	198	87
Putnam County Center	670	503	471	371	178
VECTR Center	N/A	1,743	1,495	2,359	3,417

Source: TCSG Data Center Report #TEC0119 as of 09/21/2021

FTE by Course Campus AY2017-2021 (Table 44)

Course Campus	AY2017	AY2018	AY2019	AY2020	AY2021
Warner Robins (Main) Campus	1,538	1,451	1,386	1,476	1,042
Macon Campus	3,579	3,705	3,717	3,435	3,593
Milledgeville Campus	328	335	312	285	200
Aerospace Training and Sustainment Center	N/A	N/A	N/A	N/A	90
Crawford County Center	20	11	6	9	0
Jones County Center	5	33	70	0	0
Monroe County Center	30	11	9	1	0
Peach Co. Workforce Development Center	6	11	12	6	2
Putnam County Center	22	16	15	12	5
VECTR Center	N/A	58	49	78	113

Source: TCSG Data Center Report # TEC0119 as of 09/21/2021

Note: Tables 41, 42, and 43 are run by Course Campus: for each campus, a student is reported if they took at least one course at that campus, along with the sum of credit hours for the course(s) they took at that campus. Students who took courses at more than one campus will appear in each campus section.

Fall Semester 2020 (Term 2021-12) (Table 45)

Home Campus	Total Enrollment	Total Credit Hours	Total FTE
Warner Robins (Main) Campus	4,196	32,766	2,184
Macon Campus	3,498	27,775	1,851
Milledgeville Campus	318	2,895	192
Crawford County Center	0	0	0
Jones County Center	1	6	0
Monroe County Center	1	6	0
Peach County Workforce Dev Center	2	12	0
Putnam County Center	11	72	4
VECTR Center	113	1,105	73
Total (unduplicated)	8,140	64,637	4,309

Source: TCSG Data Center Report #TEC0127 as of 7/09/2021

Spring Semester 2021 (Term 2021-14) (Table 46)

Home Campus	Total Enrollment	Total Credit Hours	Total FTE
Warner Robins (Main) Campus	3,634	29,027	1,935
Macon Campus	3,176	24,944	1,662
Milledgeville Campus	292	2,443	162
Crawford County Center	0	0	0
Monroe County Center	17	134	8
Peach County Workforce Dev Center	1	6	0
Putnam County Center	7	39	2
VECTR Center	120	1,529	101
Total (unduplicated)	7,247	58,122	3,874

Source: TCSG Data Center Report #TEC0127 as of 7/09/2021

Summer Semester 2021 (Term 2021-16) (Table 47)

Home Campus	Total Enrollment	Total Credit Hours	Total FTE
Warner Robins (Main) Campus	2,008	14,634	975
Macon Campus	1,731	12,108	807
Milledgeville Campus	167	1,306	87
Aerospace Training and Sustainment Center	4	34	2
Crawford County Center	5	17	1
Jones County Center	1	4	0
Monroe County Center	0	0	0
Peach County Workforce Dev Center	0	0	0
Putnam County Center	6	37	2
VECTR Center	87	658	43
Total (unduplicated)	4,009	28,798	1,919

Source: TCSG Data Center Report #TEC0127 as of 8/23/2021

Non-Traditional Program Enrollment by Home Campus AY2017-2021 (Table 48)

Home Campus	AY2017	AY2018	AY2019	AY2020	AY2021
Warner Robins					
All Students in Non-Traditional Programs*	4,404	4,163	3,278	3,579	3,510
Non-Traditional Students	1,015	1,116	560	627	520
Percent Non-Trad Students	23.0%	26.8%	17.1%	17.5%	14.8%
Macon					
All Students in Non-Traditional Programs*	3,841	3,293	2,883	2,707	2,776
Non-Traditional Students	531	473	415	388	427
Percent Non-Trad Students	13.8%	14.4%	14.4%	14.3%	15.4%
Milledgeville					
All Students in Non-Traditional Programs*	548	493	483	390	358
Non-Traditional Students	82	72	72	50	41
Percent Non-Trad Students	15.0%	14.6%	14.9%	12.8%	11.5%
Crawford County					
All Students in Non-Traditional Programs*	3	8	3	0	0
Non-Traditional Students	0	1	0	0	0
Percent Non-Trad Students	0%	12.5%	0.0%	0.0%	0.0%
Putnam County					
All Students in Non-Traditional Programs*	42	46	27	30	12
Non-Traditional Students	2	3	3	2	2
Percent Non-Trad Students	4.8%	6.5%	11.1%	6.7%	16.7%
Jones County					
All Students in Non-Traditional Programs*	N/A	1	1	0	1
Non-Traditional Students	N/A	0	0	0	0
Percent Non-Trad Students	N/A	0.0%	0.0%	0.0%	0.0%
Peach County					
All Students in Non-Traditional Programs*	2	10	16	6	1
Non-Traditional Students	0	3	3	1	0
Percent Non-Trad Students	0%	30.0%	18.8%	16.7%	0.0%
Monroe County					
All Students in Non-Traditional Programs*	N/A	N/A	N/A	N/A	16
Non-Traditional Students	N/A	N/A	N/A	N/A	0
Percent Non-Trad Students	N/A	N/A	N/A	N/A	0.0%
VECTR					
All Students in Non-Traditional Programs*	N/A	N/A	37	147	202
Non-Traditional Students	N/A	N/A	3	12	17
Percent Non-Trad Students	N/A	N/A	8.1%	8.2%	8.4%
Aerospace Training and Sustainment Center					
All Students in Non-Traditional Programs*	N/A	N/A	N/A	N/A	4
Non-Traditional Students	N/A	N/A	N/A	N/A	0
Percent Non-Trad Students	N/A	N/A	N/A	N/A	0.0%
Total Enrolled in Nontraditional Programs	8,756	7,959	6,652	6,764	6,806
Total Non-Traditional Students	1,625	1,665	1,051	1,072	1,002
Percent Non-Traditional Students	18.6%	20.9%	15.8%	15.8%	14.7%

Source: TCSG Data Center Report #TEC0140 as of 09/21/2021

*Note: Total shown is not the total credit enrollment for the location - the total includes only enrollment in Program Group Areas coded as nontraditional for one gender.

Credit Hours by Program and Campus

Credit Hours by Program and Home Campus Summary AY2021 (Table 49)

Home Campus	Credit Hours	Percent of College Total	Enrollment	Percent of College Total
Warner Robins (Main) Campus	76,427	50%	6,031	51%
Macon Campus	64,827	43%	5,079	43%
Milledgeville Campus	6,644	4%	502	4%
Aerospace Training and Sustainment Center	34	0%	4	0%
Crawford County Center	17	0%	5	0%
Jones County Center	10	0%	2	0%
Monroe County Center	140	0%	17	0%
Peach Co. Workforce Development Center	18	0%	2	0%
Putnam County Center	148	0%	14	0%
VECTR Center	3,292	2%	227	2%
Overall - Summary	151,557	100%	11,725	100%

Source: TCSG Data Center Report #TEC0135 as of 9/20/2020

Warner Robins (Main) Campus Credit Hours by Home Campus AY2021 (Table 50)

Major Code	Major Description	Credit Hours	Percent of Site Total	Enrollment	Percent of Site Total
AA61	Aircraft Assembly Technician I	293	0.4%	25	0.4%
AB73	A. S. - General Studies	2,236	2.9%	159	2.5%
AC12	Accounting	188	0.2%	17	0.3%
AC13	Accounting	952	1.2%	57	0.9%
ACK1	Air Conditioning Electrical Technician	78	0.1%	6	0.1%
ACT2	Air Conditioning Technology	760	1.0%	37	0.6%
AE51	Automotive Engine Performance Technician	7	0.0%	1	0.0%
AF11	Administrative Office Specialist	49	0.1%	4	0.1%
AF12	Automotive Fundamentals	47	0.1%	6	0.1%
AF53	AAS in Interdisciplinary Studies	9,644	12.6%	805	12.5%
AH31	Animal Healthcare Assistant	164	0.2%	21	0.3%
AL41	Advanced Legal Assistant	33	0.0%	2	0.0%
ALR1	Auto Maintenance and Light Repair Tech	392	0.5%	34	0.5%
AM24	Aviation Maintenance Technician	784	1.0%	29	0.4%
AM34	Aviation Maintenance Technology	1,019	1.3%	51	0.8%
AM43	Aviation Maintenance Technology	1,437	1.9%	71	1.1%
AMT1	Aviation Maintenance Technician-Airframe	18	0.0%	1	0.0%
AN43	Nursing	1,031	1.3%	56	0.9%
ASG1	Automotive Chassis Technician Specialist	9	0.0%	1	0.0%
AST2	Aircraft Structural Technology	1,565	2.0%	87	1.3%
AT14	Automotive Technology	621	0.8%	35	0.5%
AZ31	Air Conditioning Technician Assistant	60	0.1%	9	0.1%
BA12	Barbering	337	0.4%	29	0.4%
BA21	Business and Customer Service Technology	2,358	3.1%	313	4.8%
BA22	Business Technology	414	0.5%	33	0.5%
BA23	Business Technology	916	1.2%	54	0.8%
BA71	Barbering Assistant	75	0.1%	9	0.1%
BAF2	Banking and Finance	39	0.1%	2	0.0%
BAF3	Banking and Finance	127	0.2%	8	0.1%
BE41	Basic Electronic Assembler	1	0.0%	1	0.0%

Major Code	Major Description	Credit Hours	Percent of Site Total	Enrollment	Percent of Site Total
BES1	NCCER Basic Electrical Systems Technician	4	0.0%	1	0.0%
BI23	Biotechnology	62	0.1%	4	0.1%
BI31	Barber II	60	0.1%	9	0.1%
BMO1	Basic Machining Operator	6	0.0%	1	0.0%
CA61	CompTIA A+ Certified Preparation	69	0.1%	8	0.1%
CA71	CompTIA A+ Certified Technician Preparation	35	0.0%	2	0.0%
CAY1	Computerized Accounting Specialist	3	0.0%	1	0.0%
CGL1	Cosmetology for Licensure	19	0.0%	2	0.0%
CH11	Computer Hardware Specialist	12	0.0%	1	0.0%
CJ71	Criminal Justice Fundamentals	378	0.5%	32	0.5%
CJT2	Criminal Justice Technology	357	0.5%	24	0.4%
CJT3	Criminal Justice Technology	1,331	1.7%	85	1.3%
CLT3	Clinical Laboratory Technology	546	0.7%	37	0.6%
CMT3	NCCER Construction Management Technology	79	0.1%	5	0.1%
CN21	Nurse Aide	210	0.3%	26	0.4%
CN71	Cisco Network Specialist	4	0.0%	1	0.0%
CO12	Cosmetology	2,659	3.5%	189	2.9%
CP23	Computer Programming	826	1.1%	46	0.7%
CP24	Computer Programming	249	0.3%	18	0.3%
CS14	Computer Support Specialist	70	0.1%	6	0.1%
CS23	Computer Support Specialist	123	0.2%	11	0.2%
CS51	CNC Specialist	54	0.1%	3	0.0%
CS91	Central Sterile Supply Processing Technician - Advanced	4	0.0%	1	0.0%
CT13	Cardiovascular Technology	82	0.1%	6	0.1%
CT61	Commercial Driving - Class A	430	0.6%	62	1.0%
CW11	Certified Warehousing and Distribution Spec	11	0.0%	2	0.0%
CW71	Cybersecurity Fundamentals	66	0.1%	6	0.1%
CY13	Cybersecurity	249	0.3%	17	0.3%
CZ31	Crime Scene Fundamentals	15	0.0%	2	0.0%
DA12	Dental Assisting	154	0.2%	11	0.2%
DAM1	Design and Media Production Specialist	345	0.5%	35	0.5%
DAM3	Design and Media Production Technology	98	0.1%	8	0.1%
DE11	Diesel Electrical/Electronic Systems Technician	10	0.0%	1	0.0%
DEF1	Diesel Equipment Fundamentals	10	0.0%	1	0.0%
DEM2	Design and Media Production Technology	70	0.1%	5	0.1%
DH13	Dental Hygiene	2,088	2.7%	163	2.5%
DM12	Logistics Management	338	0.4%	18	0.3%
DM23	Logistics Management	924	1.2%	53	0.8%
DTM1	Diesel Truck Maintenance Technician	251	0.3%	17	0.3%
EB71	Emergency Medical Responder (EMR)	120	0.2%	12	0.2%
EBT1	Engineering Technology Basics	22	0.0%	3	0.0%
EC13	Early Childhood Care/Education	1,431	1.9%	99	1.5%
EC21	Early College Essentials	6,818	8.9%	1,116	17.3%
EC22	Electrical Control Systems	6	0.0%	1	0.0%
EC23	Echocardiography	86	0.1%	4	0.1%
EC31	Early Childhood Care and Education Basics	194	0.3%	26	0.4%
EC41	Early Childhood Exceptionalities	3	0.0%	1	0.0%
ECC2	Early Childhood Care/Education	850	1.1%	69	1.1%
ECP1	Early Childhood Program Administration	12	0.0%	2	0.0%
EE11	Electrical Engineering Technician	9	0.0%	2	0.0%

Major Code	Major Description	Credit Hours	Percent of Site Total	Enrollment	Percent of Site Total
EF12	Electronics Fundamentals	59	0.1%	5	0.1%
EH11	Environmental Horticulture Technician	146	0.2%	10	0.2%
EM81	Electrical Maintenance Technician	26	0.0%	4	0.1%
EMH1	Advanced Emergency Medical Technician (AEMT)	10	0.0%	1	0.0%
EMJ1	Emergency Medical Technician (EMT)	202	0.3%	18	0.3%
EN11	Entrepreneurship	3	0.0%	1	0.0%
EP12	EMS Professions	604	0.8%	47	0.7%
ES22	NCCER Electrical Systems Construction and Maintenance	67	0.1%	4	0.1%
ET13	Electronics Technology	562	0.7%	49	0.8%
ET14	Electronics Technology	407	0.5%	25	0.4%
ET31	Engineering Technician	6	0.0%	1	0.0%
ET33	Engineering Technology	775	1.0%	48	0.7%
ET81	Electrocardiography Technology	6	0.0%	1	0.0%
ETE1	Engineering Technology Essentials	160	0.2%	18	0.3%
FC61	Flux Cored Arc Welder	36	0.0%	8	0.1%
FS31	Basic Shielded Metal Arc Welder	356	0.5%	29	0.4%
GM31	Gas Metal Arc Welder	704	0.9%	74	1.1%
GTA1	Gas Tungsten Arc Welder	384	0.5%	25	0.4%
HA21	Health Care Assistant	2,490	3.3%	219	3.4%
HC31	Hospitality Customer Service Specialist	687	0.9%	120	1.9%
HD21	Hair Designer	13	0.0%	2	0.0%
HD31	Heavy Diesel Service Technician	42	0.1%	2	0.0%
HD41	Help Desk Specialist	9	0.0%	3	0.0%
HM12	Hotel/Restaurant/Tourism Management	30	0.0%	2	0.0%
HM13	Hotel/Restaurant/Tourism Management	55	0.1%	3	0.0%
HPC1	Hemodialysis Patient Care Specialist	7	0.0%	1	0.0%
HRM1	Human Resource Management Specialist	110	0.1%	8	0.1%
HT12	Hemodialysis Technologist	186	0.2%	15	0.2%
IA00	Institutionally Accepted	8	0.0%	1	0.0%
IA13	Instrumentation and Controls Technician	22	0.0%	2	0.0%
IC31	Infant/Toddler Child Care Specialist	9	0.0%	1	0.0%
IC41	Inventory Control Technician	3	0.0%	1	0.0%
IF11	Industrial Fluid Power Technician	41	0.1%	4	0.1%
IM51	Industrial Engineering Technician	6	0.0%	1	0.0%
IMS2	Industrial Mechanical Systems	37	0.0%	5	0.1%
IS13	Industrial Systems Technology	544	0.7%	41	0.6%
IS41	Web Site Designer	20	0.0%	2	0.0%
IS53	Web Site Design/Development	235	0.3%	18	0.3%
IS64	Web Site Design/Development	62	0.1%	4	0.1%
IS81	Cybersecurity	43	0.1%	4	0.1%
IST4	Industrial Systems Technology	207	0.3%	14	0.2%
IT51	Introduction to Criminal Justice	6	0.0%	1	0.0%
IT61	Introduction to Motor Controls	43	0.1%	4	0.1%
ITP3	Information Technology Professional	1,008	1.3%	66	1.0%
ITP4	Information Technology Professional	341	0.4%	22	0.3%
ITW1	Introduction to Web Design	3	0.0%	1	0.0%
LA11	Legal Administrative Assistant	13	0.0%	1	0.0%
MA22	Medical Assisting	590	0.8%	46	0.7%
MA23	Medical Assisting	648	0.8%	48	0.7%
MAL1	Management and Leadership Specialist	6	0.0%	1	0.0%
MAR1	Medical Assisting Receptionist	11	0.0%	1	0.0%
MB21	Medical Billing Clerk	283	0.4%	25	0.4%

Major Code	Major Description	Credit Hours	Percent of Site Total	Enrollment	Percent of Site Total
MC41	Medical Coding	260	0.3%	24	0.4%
MD12	Business Management	705	0.9%	53	0.8%
MD13	Business Management	2,777	3.6%	170	2.6%
MF21	Medical Front Office Assistant	79	0.1%	9	0.1%
MF41	Microsoft Office Applications Professional	6	0.0%	1	0.0%
MM12	Marketing Management	18	0.0%	3	0.0%
MM13	Marketing Management	167	0.2%	12	0.2%
MN71	Mechanical Engineering Technician	30	0.0%	3	0.0%
MS61	Medical Skin Care Specialist	12	0.0%	2	0.0%
MTT2	Precision Machining and Manufacturing	233	0.3%	13	0.2%
MW11	Microsoft Word Application Specialist	8	0.0%	2	0.0%
NA21	Network Administrator	7	0.0%	1	0.0%
NAE1	Nurse Aide Essentials	364	0.5%	38	0.6%
NS13	Networking Specialist	226	0.3%	13	0.2%
NS14	Networking Specialist	122	0.2%	7	0.1%
OSM1	Advanced Shielded Metal Arc Welder	160	0.2%	14	0.2%
OT13	Orthopedic Technology	60	0.1%	4	0.1%
PA61	Payroll Accounting Specialist	4	0.0%	1	0.0%
PC51	Prep Cook	451	0.6%	53	0.8%
PEO1	Pre-hospital EMS Operations	82	0.1%	7	0.1%
PN12	Practical Nursing	3,397	4.4%	220	3.4%
PR21	PC Repair and Network Technician	16	0.0%	2	0.0%
PR31	Pre-Nursing	232	0.3%	30	0.5%
PS13	Paralegal Studies	342	0.4%	23	0.4%
PT12	Paramedicine	29	0.0%	2	0.0%
PT13	Paramedicine	68	0.1%	4	0.1%
PT21	Phlebotomy Technician	471	0.6%	44	0.7%
PT22	Pharmacy Technology	77	0.1%	6	0.1%
PT42	Polysomnography Technology	35	0.0%	2	0.0%
PTA3	Physical Therapist Assistant	457	0.6%	24	0.4%
RA12	Sports and Fitness Management	67	0.1%	6	0.1%
RA13	Sports and Fitness Management	145	0.2%	9	0.1%
RP11	Residential/Commercial Plumbing Technician	468	0.6%	30	0.5%
RT23	Radiologic Technology	2,388	3.1%	158	2.4%
SB41	Small Business Management Specialist	7	0.0%	2	0.0%
SE11	NCCER Specialty Electrical Services	4	0.0%	1	0.0%
SS21	Sustainable Small Farm and Agriculture Technician	17	0.0%	1	0.0%
ST11	Shampoo Technician	439	0.6%	40	0.6%
ST12	Surgical Technology	110	0.1%	10	0.2%
ST13	Surgical Technology	824	1.1%	49	0.8%
TC31	Technical Specialist	48	0.1%	5	0.1%
TPS1	Tax Preparation Specialist	19	0.0%	2	0.0%
TS23	Technical Studies	74	0.1%	8	0.1%
VSM1	Vertical Shielded Metal Arc Welder Fabricator	9	0.0%	1	0.0%
WAJ2	Welding and Joining Technology	1,076	1.4%	72	1.1%
	Total	76,427	100.0%	6,031	100.0%

Source: TCSG Data Center Report #TEC0135 as of 9/20/2021

Macon Campus Credit Hours by Home Campus AY2021 (Table 51)

Major Code	Major Description	Credit Hours	Percent of Site Total	Enrollment	Percent of Site Total
AA61	Aircraft Assembly Technician I	71	0.1%	6	0.1%
AA91	AWS Cloud Solutions Specialist	16	0.0%	1	0.0%
AAA1	Auditing and Assurances Specialist	6	0.0%	1	0.0%
AB51	Automotive Collision Repair Assistant I	12	0.0%	1	0.0%
AB73	A. S. - General Studies	4,011	6.2%	311	5.8%
AC12	Accounting	184	0.3%	13	0.2%
AC13	Accounting	1,034	1.6%	68	1.3%
ACK1	Air Conditioning Electrical Technician	15	0.0%	2	0.0%
ACR2	Auto Collision Repair	202	0.3%	20	0.4%
ACT2	Air Conditioning Technology	435	0.7%	27	0.5%
AE41	Automotive Electrical/Electronic Systems Technician	13	0.0%	1	0.0%
AF11	Administrative Office Specialist	12	0.0%	2	0.0%
AF12	Automotive Fundamentals	71	0.1%	4	0.1%
AF53	AAS in Interdisciplinary Studies	2,388	3.7%	215	4.0%
AL41	Advanced Legal Assistant	12	0.0%	1	0.0%
ALR1	Auto Maintenance and Light Repair Tech	15	0.0%	1	0.0%
AM13	Advanced Medical Imaging	93	0.1%	5	0.1%
AM24	Aviation Maintenance Technician	39	0.1%	3	0.1%
AM34	Aviation Maintenance Technology	78	0.1%	4	0.1%
AM43	Aviation Maintenance Technology	95	0.1%	5	0.1%
AN43	Nursing	128	0.2%	6	0.1%
AS21	Administrative Support Assistant	6	0.0%	1	0.0%
AS33	Applied Technical Management	22	0.0%	2	0.0%
ASG1	Automotive Chassis Technician Specialist	28	0.0%	4	0.1%
AST2	Aircraft Structural Technology	682	1.1%	41	0.8%
AT14	Automotive Technology	325	0.5%	24	0.4%
BA12	Barbering	300	0.5%	23	0.4%
BA22	Business Technology	564	0.9%	44	0.8%
BA23	Business Technology	820	1.3%	61	1.1%
BA71	Barbering Assistant	93	0.1%	11	0.2%
BAF2	Banking and Finance	84	0.1%	9	0.2%
BAF3	Banking and Finance	324	0.5%	28	0.5%
BC71	Banking and Finance Specialist	213	0.3%	18	0.3%
BE41	Basic Electronic Assembler	9	0.0%	3	0.1%
BES1	NCCER Basic Electrical Systems Technician	36	0.1%	5	0.1%
BF21	Barbering for Cosmetologists	3	0.0%	1	0.0%
BI23	Biotechnology	629	1.0%	37	0.7%
BI31	Barber II	12	0.0%	1	0.0%
BLA1	Biotechnology Laboratory Assistant	20	0.0%	2	0.0%
CA12	Cabinetmaking	6	0.0%	1	0.0%
CA13	Cabinetmaking	21	0.0%	2	0.0%
CA71	CompTIA A+ Certified Technician Preparation	46	0.1%	4	0.1%
CAY1	Computerized Accounting Specialist	45	0.1%	3	0.1%
CCW1	Certified Construction Worker	63	0.1%	7	0.1%
CH11	Computer Hardware Specialist	12	0.0%	1	0.0%
CJ71	Criminal Justice Fundamentals	273	0.4%	21	0.4%
CJT2	Criminal Justice Technology	340	0.5%	24	0.4%
CJT3	Criminal Justice Technology	1,196	1.8%	87	1.6%
CLT3	Clinical Laboratory Technology	164	0.3%	16	0.3%
CM22	NCCER Construction Management Technology	174	0.3%	14	0.3%

Major Code	Major Description	Credit Hours	Percent of Site Total	Enrollment	Percent of Site Total
CMT3	NCCER Construction Management Technology	317	0.5%	21	0.4%
CN21	Nurse Aide	518	0.8%	61	1.1%
CNB1	Culinary Nutrition Assistant	12	0.0%	1	0.0%
CO12	Cosmetology	1,961	3.0%	133	2.5%
CP23	Computer Programming	908	1.4%	58	1.1%
CP24	Computer Programming	377	0.6%	23	0.4%
CS14	Computer Support Specialist	53	0.1%	5	0.1%
CS23	Computer Support Specialist	246	0.4%	14	0.3%
CS51	CNC Specialist	18	0.0%	1	0.0%
CT13	Cardiovascular Technology	315	0.5%	19	0.4%
CT22	Carpentry Technology	104	0.2%	9	0.2%
CT31	Carpentry Technology	10	0.0%	1	0.0%
CT33	Carpentry Technology	111	0.2%	9	0.2%
CT41	Calibration Technician	22	0.0%	2	0.0%
CT61	Commercial Driving - Class A	321	0.5%	50	0.9%
CW11	Certified Warehousing and Distribution Specialist	28	0.0%	4	0.1%
CW71	Cybersecurity Fundamentals	149	0.2%	11	0.2%
CY13	Cybersecurity	169	0.3%	13	0.2%
DA12	Dental Assisting	849	1.3%	65	1.2%
DAM1	Design and Media Production Specialist	302	0.5%	31	0.6%
DAM3	Design and Media Production Technology	516	0.8%	41	0.8%
DE21	Diesel Engine Service Technician	10	0.0%	1	0.0%
DEM2	Design and Media Production Technology	353	0.5%	31	0.6%
DH13	Dental Hygiene	2,876	4.4%	199	3.7%
DM12	Logistics Management	361	0.6%	28	0.5%
DM23	Logistics Management	687	1.1%	39	0.7%
DTM1	Diesel Truck Maintenance Technician	17	0.0%	2	0.0%
EB71	Emergency Medical Responder (EMR)	99	0.2%	11	0.2%
EBT1	Engineering Technology Basics	13	0.0%	1	0.0%
EC13	Early Childhood Care/Education	1,141	1.8%	84	1.6%
EC21	Early College Essentials	5,756	8.9%	828	15.4%
EC22	Electrical Control Systems	48	0.1%	5	0.1%
EC23	Echocardiography	560	0.9%	33	0.6%
EC31	Early Childhood Care and Education Basics	180	0.3%	24	0.4%
ECC2	Early Childhood Care/Education	564	0.9%	51	0.9%
ECP1	Early Childhood Program Administration	21	0.0%	3	0.1%
EE11	Electrical Engineering Technician	6	0.0%	1	0.0%
EF12	Electronics Fundamentals	26	0.0%	3	0.1%
EM13	Emergency Management	3	0.0%	1	0.0%
EM81	Electrical Maintenance Technician	6	0.0%	1	0.0%
EMH1	Advanced Emergency Medical Technician (AEMT)	27	0.0%	3	0.1%
EMJ1	Emergency Medical Technician (EMT)	399	0.6%	44	0.8%
EN11	Entrepreneurship	24	0.0%	2	0.0%
EP12	EMS Professions	636	1.0%	44	0.8%
ES22	NCCER Electrical Systems Construction and Maintenance	635	1.0%	45	0.8%
ET13	Electronics Technology	172	0.3%	15	0.3%
ET14	Electronics Technology	100	0.2%	10	0.2%
ET33	Engineering Technology	566	0.9%	32	0.6%
ET81	Electrocardiography Technology	37	0.1%	4	0.1%
FPW1	Food Production Worker I	70	0.1%	8	0.1%

Major Code	Major Description	Credit Hours	Percent of Site Total	Enrollment	Percent of Site Total
FS31	Basic Shielded Metal Arc Welder	582	0.9%	50	0.9%
GM31	Gas Metal Arc Welder	43	0.1%	5	0.1%
HA21	Health Care Assistant	545	0.8%	60	1.1%
HD21	Hair Designer	50	0.1%	3	0.1%
HM12	Hotel/Restaurant/Tourism Management	78	0.1%	6	0.1%
HM13	Hotel/Restaurant/Tourism Management	169	0.3%	7	0.1%
HP31	Hospitality Operations Associate	95	0.1%	10	0.2%
HRM1	Human Resource Management Specialist	456	0.7%	37	0.7%
HT12	Hemodialysis Technologist	566	0.9%	42	0.8%
IA00	Institutionally Accepted	33	0.1%	3	0.1%
IA13	Instrumentation and Controls Technician	148	0.2%	9	0.2%
IC31	Infant/Toddler Child Care Specialist	36	0.1%	3	0.1%
IC41	Inventory Control Technician	3	0.0%	1	0.0%
IF11	Industrial Fluid Power Technician	103	0.2%	10	0.2%
IMS2	Industrial Mechanical Systems	24	0.0%	2	0.0%
IS13	Industrial Systems Technology	179	0.3%	12	0.2%
IS53	Web Site Design/Development	306	0.5%	23	0.4%
IS64	Web Site Design/Development	114	0.2%	7	0.1%
IS81	Cybersecurity	13	0.0%	3	0.1%
ISE1	Web Site Developer	52	0.1%	3	0.1%
IST4	Industrial Systems Technology	38	0.1%	4	0.1%
ITP3	Information Technology Professional	1,037	1.6%	66	1.2%
ITP4	Information Technology Professional	545	0.8%	33	0.6%
JP11	Java Programmer	6	0.0%	1	0.0%
MA22	Medical Assisting	1,002	1.5%	68	1.3%
MA23	Medical Assisting	779	1.2%	52	1.0%
MAL1	Management and Leadership Specialist	38	0.1%	5	0.1%
MAR1	Medical Assisting Receptionist	19	0.0%	2	0.0%
MB21	Medical Billing Clerk	351	0.5%	28	0.5%
MB31	Dual Enrollment Basic Shielded Arc Welder	63	0.1%	8	0.1%
MC41	Medical Coding	1,254	1.9%	108	2.0%
MD12	Business Management	1,007	1.6%	76	1.4%
MD13	Business Management	2,890	4.5%	189	3.5%
ME13	Metrology	114	0.2%	12	0.2%
ME24	Metrology	24	0.0%	4	0.1%
MF21	Medical Front Office Assistant	218	0.3%	25	0.5%
MG21	Motion Graphics Assistant	23	0.0%	2	0.0%
MGM1	Dual Enrollment Gas Metal Arc Welder	8	0.0%	1	0.0%
MM12	Marketing Management	147	0.2%	11	0.2%
MM13	Marketing Management	579	0.9%	41	0.8%
MN71	Mechanical Engineering Technician	11	0.0%	1	0.0%
MRI1	Magnetic Resonance Imaging Specialist	144	0.2%	6	0.1%
MS61	Medical Skin Care Specialist	57	0.1%	8	0.1%
MTT2	Precision Machining and Manufacturing	33	0.1%	1	0.0%
MW11	Microsoft Word Application Specialist	83	0.1%	13	0.2%
NAE1	Nurse Aide Essentials	406	0.6%	46	0.9%
NS13	Networking Specialist	167	0.3%	15	0.3%
NS14	Networking Specialist	26	0.0%	3	0.1%
NT41	Network Technician	15	0.0%	1	0.0%
OSM1	Advanced Shielded Metal Arc Welder	135	0.2%	14	0.3%
OT13	Orthopedic Technology	300	0.5%	22	0.4%
PA61	Payroll Accounting Specialist	3	0.0%	1	0.0%
PC21	Patient Care Assistant	3	0.0%	1	0.0%
PC51	Prep Cook	540	0.8%	46	0.9%

Major Code	Major Description	Credit Hours	Percent of Site Total	Enrollment	Percent of Site Total
PEO1	Pre-hospital EMS Operations	89	0.1%	5	0.1%
PN12	Practical Nursing	3,122	4.8%	226	4.2%
PR21	PC Repair and Network Technician	53	0.1%	4	0.1%
PR31	Pre-Nursing	224	0.3%	30	0.6%
PS13	Paralegal Studies	410	0.6%	37	0.7%
PT12	Paramedicine	283	0.4%	16	0.3%
PT13	Paramedicine	330	0.5%	18	0.3%
PT21	Phlebotomy Technician	465	0.7%	47	0.9%
PT22	Pharmacy Technology	534	0.8%	45	0.8%
PT42	Polysomnography Technology	504	0.8%	34	0.6%
PT81	Purchasing Technician	44	0.1%	3	0.1%
PTA3	Physical Therapist Assistant	36	0.1%	3	0.1%
RA12	Sports and Fitness Management	83	0.1%	7	0.1%
RA13	Sports and Fitness Management	169	0.3%	15	0.3%
RA21	Residential Air Conditioning Technician	24	0.0%	2	0.0%
RT23	Radiologic Technology	2,493	3.8%	192	3.6%
SAF1	Sports and Fitness Management Specialist	6	0.0%	1	0.0%
SB41	Small Business Management Specialist	45	0.1%	6	0.1%
SS21	Sustainable Small Farm and Agriculture Technician	3	0.0%	1	0.0%
ST11	Shampoo Technician	627	1.0%	62	1.2%
ST12	Surgical Technology	24	0.0%	2	0.0%
ST13	Surgical Technology	153	0.2%	8	0.1%
TC31	Technical Specialist	28	0.0%	3	0.1%
TMS1	Technical Management Specialist	12	0.0%	1	0.0%
TPS1	Tax Preparation Specialist	19	0.0%	3	0.1%
TS23	Technical Studies	35	0.1%	5	0.1%
VSM1	Vertical Shielded Metal Arc Welder Fabricator	22	0.0%	3	0.1%
WA21	Warehouse and Distribution Technician	20	0.0%	1	0.0%
WAJ2	Welding and Joining Technology	1,171	1.8%	80	1.5%
	Total	64,827	100.0%	5,079	100.0%

Source: TCSG Data Center Report #TEC0135 as of 9/20/2021

Milledgeville Campus Credit Hours by Home Campus AY2021 (Table 52)

Major Code	Major Description	Credit Hours	Percent of Site Total	Enrollment	Percent of Site Total
AB73	A. S. - General Studies	531	8.0%	40	7.6%
AC12	Accounting	36	0.5%	2	0.4%
AC13	Accounting	16	0.2%	1	0.2%
ACT2	Air Conditioning Technology	261	3.9%	13	2.5%
AF11	Administrative Office Specialist	26	0.4%	1	0.2%
AF12	Automotive Fundamentals	67	1.0%	8	1.5%
AF53	AAS in Interdisciplinary Studies	165	2.5%	17	3.2%
AH21	Automotive Climate Control Technician	5	0.1%	1	0.2%
ASG1	Automotive Chassis Technician Specialist	10	0.2%	1	0.2%
AT14	Automotive Technology	198	3.0%	16	3.0%
AZ31	Air Conditioning Technician Assistant	12	0.2%	1	0.2%
BA12	Barbering	76	1.1%	7	1.3%
BA22	Business Technology	31	0.5%	4	0.8%
BA23	Business Technology	96	1.4%	7	1.3%
BAF2	Banking and Finance	9	0.1%	1	0.2%

Major Code	Major Description	Credit Hours	Percent of Site Total	Enrollment	Percent of Site Total
CA71	CompTIA A+ Certified Technician Preparation	7	0.1%	1	0.2%
CJT2	Criminal Justice Technology	24	0.4%	3	0.6%
CJT3	Criminal Justice Technology	241	3.6%	13	2.5%
CLT3	Clinical Laboratory Technology	3	0.0%	1	0.2%
CN21	Nurse Aide	138	2.1%	17	3.2%
CO12	Cosmetology	682	10.3%	47	8.9%
CP23	Computer Programming	97	1.5%	7	1.3%
CP24	Computer Programming	12	0.2%	1	0.2%
CS14	Computer Support Specialist	77	1.2%	4	0.8%
CS23	Computer Support Specialist	30	0.5%	2	0.4%
CT13	Cardiovascular Technology	13	0.2%	1	0.2%
CY13	Cybersecurity	10	0.2%	2	0.4%
DAM1	Design and Media Production Specialist	566	8.5%	43	8.1%
DH13	Dental Hygiene	34	0.5%	3	0.6%
EB71	Emergency Medical Responder (EMR)	32	0.5%	5	0.9%
EC13	Early Childhood Care/Education	278	4.2%	18	3.4%
EC21	Early College Essentials	91	1.4%	13	2.5%
EC31	Early Childhood Care and Education Basics	3	0.0%	1	0.2%
ECC2	Early Childhood Care/Education	81	1.2%	6	1.1%
EP12	EMS Professions	21	0.3%	2	0.4%
ET13	Electronics Technology	6	0.1%	1	0.2%
FS31	Basic Shielded Metal Arc Welder	12	0.2%	1	0.2%
GM31	Gas Metal Arc Welder	16	0.2%	2	0.4%
HA21	Health Care Assistant	103	1.6%	10	1.9%
ITP3	Information Technology Professional	21	0.3%	2	0.4%
ITP4	Information Technology Professional	9	0.1%	1	0.2%
MA22	Medical Assisting	139	2.1%	14	2.6%
MA23	Medical Assisting	113	1.7%	8	1.5%
MB21	Medical Billing Clerk	20	0.3%	1	0.2%
MC41	Medical Coding	56	0.8%	7	1.3%
MD12	Business Management	12	0.2%	2	0.4%
MD13	Business Management	97	1.5%	8	1.5%
MM12	Marketing Management	2	0.0%	1	0.2%
NAE1	Nurse Aide Essentials	6	0.1%	1	0.2%
NS13	Networking Specialist	66	1.0%	3	0.6%
NS14	Networking Specialist	51	0.8%	3	0.6%
OSM1	Advanced Shielded Metal Arc Welder	16	0.2%	2	0.4%
PC21	Patient Care Assistant	9	0.1%	1	0.2%
PN12	Practical Nursing	1,448	21.8%	110	20.8%
PR31	Pre-Nursing	46	0.7%	7	1.3%
PT21	Phlebotomy Technician	31	0.5%	2	0.4%
SS21	Sustainable Small Farm and Agriculture Technician	103	1.6%	7	1.3%
TC31	Technical Specialist	6	0.1%	1	0.2%
TS23	Technical Studies	26	0.4%	3	0.4%
WAJ2	Welding and Joining Technology	251	3.8%	22	4.2%
	Total	6,644	100.0%	502	100.0%

Source: TCSG Data Center Report #TEC0135 as of 9/20/2021

Aerospace Training & Sustainment Center Credit Hours by Home Campus AY2021 (Table 53)

Major Code	Major Description	Credit Hours	Percent of Site Total	Enrollment	Percent of Site Total
AM24	Aviation Maintenance Technician	13	38.2%	1	25.0%
AM34	Aviation Maintenance Technology	6	17.6%	1	25.0%
AM43	Aviation Maintenance Technology	15	44.1%	2	50.0%
	Total	34	100.0%	4	100.0%

Source: TCSG Data Center Report #TEC0135 as of 9/20/2021

Crawford County Center Credit Hours by Home Campus AY2021 (Table 54)

Major Code	Major Description	Credit Hours	Percent of Site Total	Enrollment	Percent of Site Total
EC21	Early College Essentials	17	100%	5	100%
	Total	17	100%	5	100%

Source: TCSG Data Center Report #TEC0135 as of 9/20/2020

Jones County Center Credit Hours by Home Campus AY2021 (Table 55)

Major Code	Major Description	Credit Hours	Percent of Site Total	Enrollment	Percent of Site Total
AB73	A. S. - General Studies	6	60.0%	1	50.0%
FS31	Basic Shielded Metal Arc Welder	4	40.0%	1	50.0%
	Total	10	100.0%	2	100.0%

Source: TCSG Data Center Report #TEC0135 as of 9/20/2020

Monroe County Center Credit Hours by Home Campus AY2021 (Table 56)

Major Code	Major Description	Credit Hours	Percent of Site Total	Enrollment	Percent of Site Total
CN21	Nurse Aide	128	91.4%	16	94.1%
EC21	Early College Essentials	12	8.6%	1	5.9%
	Total	140	100%	17	100%

Source: TCSG Data Center Report #TEC0135 as of 9/20/2020

Peach Co. Workforce Development Ctr. Credit Hours by Home Campus AY2021 (Table 57)

Major Code	Major Description	Credit Hours	Percent of Site Total	Enrollment	Percent of Site Total
CT61	Commercial Driving - Class A	6	33.3%	1	50.0%
EC21	Early College Essentials	12	66.7%	1	50.0%
	Total	18	100.0%	2	100.0%

Source: TCSG Data Center Report #TEC0135 as of 9/20/2021

Putnam County Center Credit Hours by Home Campus AY2021 (Table 58)

Major Code	Major Description	Credit Hours	Percent of Site Total	Enrollment	Percent of Site Total
CT61	Commercial Driving - Class A	6	4.1%	2	14.3%
EC21	Early College Essentials	9	6.1%	2	14.3%
EC31	Early Childhood Care and Education Basics	3	2.0%	1	7.1%
ECC2	Early Childhood Care/Education	18	12.2%	2	14.3%
WAJ2	Welding and Joining Technology	112	75.7%	7	50.0%
	Total	148	100.0%	14	100.0%

Source: TCSG Data Center Report #TEC0135 as of 9/20/2021

VECTR Center Credit Hours by Home Campus AY2021 (Table 59)

Major Code	Major Description	Credit Hours	Percent of Site Total	Enrollment	Percent of Site Total
ACT2	Air Conditioning Technology	808	24.5%	40	17.4%
AF53	AAS in Interdisciplinary Studies	9	0.3%	1	0.4%
AST2	Aircraft Structural Technology	16	0.5%	1	0.4%
CS14	Computer Support Specialist	389	11.8%	24	10.4%
CT61	Commercial Driving - Class A	438	13.3%	66	28.7%
CW11	Certified Warehousing and Distribution Specialist	23	0.7%	3	1.3%
ES22	NCCER Electrical Systems Construction and Maintenance	552	16.8%	34	14.8%
IS13	Industrial Systems Technology	26	0.8%	2	0.9%
IST4	Industrial Systems Technology	328	10.0%	20	8.7%
PT21	Phlebotomy Technician	7	0.2%	1	0.4%
WAJ2	Welding and Joining Technology	696	21.1%	38	16.5%
	Total	3,292	100.0%	227	100.0%

Source: TCSG Data Center Report #TEC0135 as of 9/20/2021

Awards by Program and Home Campus

Awards by Home Campus Summary AY2021 (Table 60)

Home Campus	Total Awards
Warner Robins (Main) Campus	3,318
Macon Campus	2,269
Milledgeville Campus	208
Aerospace Training and Sustainment Center	2
Peach County Work Force Dev. Center	1
Putnam County Center	18
VECTR Center	219
Overall - Summary	6,035

Source: TCSG Data Center Report #TEC0109 as of 09/27/2021

Note: Awards Conferred is a duplicated count of graduates - students can receive more than one award.

Warner Robins (Main) Campus Awards by Program AY2021 (Table 61)

Major Code	Major Description	Level	Awards Conferred
AB73	A. S. - General Studies	AS	15
AF53	AAS in Interdisciplinary Studies	AAS	187
AC12	Accounting	DIPL	9
AC13	Accounting	AAS	11
AF11	Administrative Office Specialist	TCC	1
AS21	Administrative Support Assistant	TCC	19
AB71	Advanced Carpentry	TCC	1
AC91	Advanced Comp TIA A+ Certified Technician Preparation	TCC	2

Major Code	Major Description	Level	Awards Conferred
EMH1	Advanced Emergency Medical Technician (AEMT)	TCC	12
AL41	Advanced Legal Assistant	TCC	4
OSM1	Advanced Shielded Metal Arc Welder	TCC	17
ACK1	Air Conditioning Electrical Technician	TCC	17
AZ31	Air Conditioning Technician Assistant	TCC	37
ACT2	Air Conditioning Technology	DIPL	3
AA61	Aircraft Assembly Technician I	TCC	36
AST2	Aircraft Structural Technology	DIPL	26
AH31	Animal Healthcare Assistant	TCC	12
AS33	Applied Technical Management	AAS	2
AAA1	Auditing and Assurances Specialist	TCC	1
ALR1	Auto Maintenance and Light Repair Tech	TCC	18
ASG1	Automotive Chassis Technician Specialist	TCC	8
AH21	Automotive Climate Control Technician	TCC	14
AE41	Automotive Electrical/Electronic Systems Technician	TCC	21
AE51	Automotive Engine Performance Technician	TCC	10
AE61	Automotive Engine Repair Technician	TCC	6
AF12	Automotive Fundamentals	DIPL	8
AT14	Automotive Technology	DIPL	8
AA71	Automotive Transmission/Transaxle Tech Specialist	TCC	15
AM24	Aviation Maintenance Technician	TCC	27
AMT1	Aviation Maintenance Technician-Airframe	TCC	31
AM61	Aviation Maintenance Technician-Power Plant	TCC	18
AM34	Aviation Maintenance Technology	DIPL	4
AM43	Aviation Maintenance Technology	AAS	13
BAF3	Banking and Finance	AAS	1
BI31	Barber II	TCC	2
BA12	Barbering	DIPL	5
BA71	Barbering Assistant	TCC	6
BF41	Barbering Fundamentals	TCC	8
BF21	Barbering for Cosmetologists	TCC	1
BE41	Basic Electronic Assembler	TCC	12
BMO1	Basic Machining Operator	TCC	6
BM31	Basic Machinist	TCC	1
FS31	Basic Shielded Metal Arc Welder	TCC	65
MD12	Business Management	DIPL	33
MD13	Business Management	AAS	32
BA22	Business Technology	DIPL	16
BA23	Business Technology	AAS	13
BA21	Business and Customer Service Technology	TCC	179
CS51	CNC Specialist	TCC	1
CT13	Cardiovascular Technology	AAS	1
CT31	Carpentry Technology	TCC	1
CW11	Certified Warehousing and Distribution Spec	TCC	1
CN71	Cisco Network Specialist	TCC	6
CLT3	Clinical Laboratory Technology	AAS	4
CT61	Commercial Driving - Class A	TCC	28
CA61	CompTIA A+ Certified Preparation	TCC	36
CA71	CompTIA A+ Certified Technician Preparation	TCC	25
CT91	Computed Tomography Specialist	TCC	1
CH11	Computer Hardware Specialist	TCC	25
CP23	Computer Programming	AAS	11
CP24	Computer Programming	DIPL	3
CS14	Computer Support Specialist	DIPL	1

Major Code	Major Description	Level	Awards Conferred
CS23	Computer Support Specialist	AAS	1
CAY1	Computerized Accounting Specialist	TCC	16
CO12	Cosmetology	DIPL	18
CGL1	Cosmetology for Licensure	TCC	2
CZ31	Crime Scene Fundamentals	TCC	12
CJ71	Criminal Justice Fundamentals	TCC	32
CJ21	Criminal Justice Specialist	TCC	26
CJT2	Criminal Justice Technology	DIPL	14
CJT3	Criminal Justice Technology	AAS	17
CW71	Cybersecurity Fundamentals	TCC	6
DA12	Dental Assisting	DIPL	2
DH13	Dental Hygiene	AAS	15
DAM1	Design and Media Production Specialist	TCC	25
DAM3	Design and Media Production Technology	AAS	2
DE11	Diesel Electrical/Electronic Systems Technician	TCC	12
DE21	Diesel Engine Service Technician	TCC	9
DEF1	Diesel Equipment Fundamentals	TCC	14
DTM1	Diesel Truck Maintenance Technician	TCC	5
DT13	Drafting Technology	AAS	1
EP12	EMS Professions	DIPL	3
EC31	Early Childhood Care and Education Basics	TCC	49
EC13	Early Childhood Care/Education	AAS	17
ECC2	Early Childhood Care/Education	DIPL	12
EC41	Early Childhood Exceptionalities	TCC	3
ECP1	Early Childhood Program Administration	TCC	2
EC21	Early College Essentials	TCC	104
EC23	Echocardiography	AAS	1
EC22	Electrical Control Systems	DIPL	1
EE11	Electrical Engineering Technician	TCC	1
EM81	Electrical Maintenance Technician	TCC	9
EF12	Electronics Fundamentals	DIPL	9
ET13	Electronics Technology	AAS	8
ET14	Electronics Technology	DIPL	11
EB71	Emergency Medical Responder (EMR)	TCC	4
EMJ1	Emergency Medical Technician (EMT)	TCC	9
ET33	Engineering Technology	AAS	2
EBT1	Engineering Technology Basics	TCC	7
ETE1	Engineering Technology Essentials	TCC	23
FC61	Flux Cored Arc Welder	TCC	23
FF41	Foundations of Computer Programming	TCC	8
GM31	Gas Metal Arc Welder	TCC	70
GTA1	Gas Tungsten Arc Welder	TCC	51
HD21	Hair Designer	TCC	22
HA21	Health Care Assistant	TCC	13
HD31	Heavy Diesel Service Technician	TCC	10
HD41	Help Desk Specialist	TCC	8
HPC1	Hemodialysis Patient Care Specialist	TCC	8
HRO1	Hemodialysis Reuse or Reprocessing Technician	TCC	9
HT12	Hemodialysis Technologist	DIPL	5
HC31	Hospitality Customer Service Specialist	TCC	93
HM13	Hotel/Restaurant/Tourism Management	AAS	1
HRM1	Human Resource Management Specialist	TCC	43
IE41	Industrial Electrician	TCC	15
IF11	Industrial Fluid Power Technician	TCC	15

Major Code	Major Description	Level	Awards Conferred
IM11	Industrial Maintenance Assistant	TCC	7
IM41	Industrial Motor Controls Technician	TCC	2
IS13	Industrial Systems Technology	AAS	17
IST4	Industrial Systems Technology	DIPL	1
IC31	Infant/Toddler Child Care Specialist	TCC	2
ITP3	Information Technology Professional	AAS	16
ITP4	Information Technology Professional	DIPL	8
IA13	Instrumentation and Controls Technician	AAS	1
IA31	Instrumentation and Controls Technician I	TCC	3
IT51	Introduction to Criminal Justice	TCC	34
IT61	Introduction to Motor Controls	TCC	6
ITW1	Introduction to Web Design	TCC	2
IC41	Inventory Control Technician	TCC	14
JP11	Java Programmer	TCC	11
LP11	Lathe Operator	TCC	3
LA11	Legal Administrative Assistant	TCC	1
LIF1	Legal Issues for Criminal Justice	TCC	2
DM12	Logistics Management	DIPL	5
DM23	Logistics Management	AAS	19
MRI1	Magnetic Resonance Imaging Specialist	TCC	1
MAL1	Management and Leadership Specialist	TCC	39
MM12	Marketing Management	DIPL	2
MM13	Marketing Management	AAS	3
MN71	Mechanical Engineering Technician	TCC	1
MA22	Medical Assisting	DIPL	15
MA23	Medical Assisting	AAS	8
MAR1	Medical Assisting Receptionist	TCC	16
MB21	Medical Billing Clerk	TCC	19
MC41	Medical Coding	TCC	4
MF21	Medical Front Office Assistant	TCC	5
ME21	Microsoft Excel Application Specialist	TCC	1
MS11	Microsoft Network Administrator	TCC	3
MF41	Microsoft Office Applications Professional	TCC	8
MWA1	Microsoft Word Application Professional	TCC	19
MW11	Microsoft Word Application Specialist	TCC	1
MP11	Mill Operator	TCC	2
MG21	Motion Graphics Assistant	TCC	2
BES1	NCCER Basic Electrical Systems Technician	TCC	6
CF21	NCCER Carpentry Fundamentals	TCC	1
ES22	NCCER Electrical Systems Construction and Maintenance	DIPL	2
IE61	NCCER Intermediate Electrical Systems Technician	TCC	4
SE11	NCCER Specialty Electrical Services	TCC	3
NA21	Network Administrator	TCC	7
NT41	Network Technician	TCC	24
NS13	Networking Specialist	AAS	2
NS14	Networking Specialist	DIPL	2
CN21	Nurse Aide	TCC	14
NAE1	Nurse Aide Essentials	TCC	58
AN43	Nursing	ASN	27
OA31	Office Accounting Specialist	TCC	19
PR21	PC Repair and Network Technician	TCC	24
PS13	Paralegal Studies	AAS	7
PT12	Paramedicine	DIPL	1
PT13	Paramedicine	AAS	1

Major Code	Major Description	Level	Awards Conferred
PA61	Payroll Accounting Specialist	TCC	14
PT21	Phlebotomy Technician	TCC	13
PTA3	Physical Therapist Assistant	AAS	11
PT42	Polysomnography Technology	DIPL	1
PN12	Practical Nursing	DIPL	33
PR31	Pre-Nursing	TCC	123
PEO1	Pre-hospital EMS Operations	TCC	9
MTT2	Precision Machining and Manufacturing	DIPL	7
PC51	Prep Cook	TCC	36
PC81	Programmable Control Technician	TCC	5
PT81	Purchasing Technician	TCC	16
RT23	Radiologic Technology	AAS	17
RA21	Residential Air Conditioning Technician	TCC	11
RP11	Residential/Commercial Plumbing Technician	TCC	20
RW41	Residential/Industrial Wiring	TCC	1
STI1	Selected Topics in Criminal Justice	TCC	7
SSM1	Service Sector Management Specialist	TCC	3
ST11	Shampoo Technician	TCC	71
SB41	Small Business Management Specialist	TCC	10
SAF1	Sports and Fitness Management Specialist	TCC	1
ST12	Surgical Technology	DIPL	9
ST13	Surgical Technology	AAS	8
SS21	Sustainable Small Farm and Agriculture Technician	TCC	1
TPS1	Tax Preparation Specialist	TCC	5
TMS1	Technical Management Specialist	TCC	37
TC31	Technical Specialist	TCC	25
TS23	Technical Studies	AAS	233
VSM1	Vertical Shielded Metal Arc Welder Fabricator	TCC	25
WA21	Warehouse and Distribution Technician	TCC	16
IS53	Web Site Design/Development	AAS	1
IS41	Web Site Designer	TCC	3
ISE1	Web Site Developer	TCC	4
WAJ2	Welding and Joining Technology	DIPL	2
	Total		3,318

Source: TCSG Data Center Report #TEC0109 as of 09/27/2021

Macon Campus Awards by Program AY2021 (Table 62)

Major Code	Major Description	Level	Awards Conferred
AB73	A. S. - General Studies	AS	25
AF53	AAS in Interdisciplinary Studies	AAS	70
AA91	AWS Cloud Solutions Specialist	TCC	3
AC12	Accounting	DIPL	12
AC13	Accounting	AAS	18
AF11	Administrative Office Specialist	TCC	1
AS21	Administrative Support Assistant	TCC	8
AC91	Advanced Comp TIA A+ Certified Technician Preparation	TCC	4
EMH1	Advanced Emergency Medical Technician (AEMT)	TCC	12
AL41	Advanced Legal Assistant	TCC	2
OSM1	Advanced Shielded Metal Arc Welder	TCC	25

Major Code	Major Description	Level	Awards Conferred
ACK1	Air Conditioning Electrical Technician	TCC	10
AZ31	Air Conditioning Technician Assistant	TCC	10
ACT2	Air Conditioning Technology	DIPL	2
AA61	Aircraft Assembly Technician I	TCC	9
AST2	Aircraft Structural Technology	DIPL	8
AS33	Applied Technical Management	AAS	4
AAA1	Auditing and Assurances Specialist	TCC	1
ACR2	Auto Collision Repair	DIPL	2
ALR1	Auto Maintenance and Light Repair Tech	TCC	2
ASG1	Automotive Chassis Technician Specialist	TCC	10
AH21	Automotive Climate Control Technician	TCC	7
AB51	Automotive Collision Repair Assistant I	TCC	4
AE41	Automotive Electrical/Electronic Systems Technician	TCC	14
AE51	Automotive Engine Performance Technician	TCC	3
AE61	Automotive Engine Repair Technician	TCC	3
AF12	Automotive Fundamentals	DIPL	1
AA71	Automotive Transmission/Transaxle Tech Specialist	TCC	2
AM24	Aviation Maintenance Technician	TCC	2
AMT1	Aviation Maintenance Technician-Airframe	TCC	4
AM61	Aviation Maintenance Technician-Power Plant	TCC	2
AM34	Aviation Maintenance Technology	DIPL	1
AM43	Aviation Maintenance Technology	AAS	1
BAF3	Banking and Finance	AAS	3
BC71	Banking and Finance Specialist	TCC	14
BI31	Barber II	TCC	7
BA12	Barbering	DIPL	3
BF41	Barbering Fundamentals	TCC	13
BF21	Barbering for Cosmetologists	TCC	4
BE41	Basic Electronic Assembler	TCC	4
BMO1	Basic Machining Operator	TCC	1
BM31	Basic Machinist	TCC	1
FS31	Basic Shielded Metal Arc Welder	TCC	42
BI23	Biotechnology	AAS	2
BLA1	Biotechnology Laboratory Assistant	TCC	6
MD12	Business Management	DIPL	38
MD13	Business Management	AAS	37
BA22	Business Technology	DIPL	9
BA23	Business Technology	AAS	5
CT41	Calibration Technician	TCC	1
CT13	Cardiovascular Technology	AAS	3
CA23	Carpentry	AAS	1
CT22	Carpentry Technology	DIPL	1
CCW1	Certified Construction Worker	TCC	8
CW11	Certified Warehousing and Distribution Specialist	TCC	1
CN71	Cisco Network Specialist	TCC	5
CT61	Commercial Driving - Class A	TCC	20
CA61	CompTIA A+ Certified Preparation	TCC	25
CA71	CompTIA A+ Certified Technician Preparation	TCC	22

Major Code	Major Description	Level	Awards Conferred
CH11	Computer Hardware Specialist	TCC	25
CP23	Computer Programming	AAS	6
CS14	Computer Support Specialist	DIPL	1
CS23	Computer Support Specialist	AAS	3
CAY1	Computerized Accounting Specialist	TCC	16
CO12	Cosmetology	DIPL	10
CZ31	Crime Scene Fundamentals	TCC	2
CJ71	Criminal Justice Fundamentals	TCC	20
CJ21	Criminal Justice Specialist	TCC	27
CJT2	Criminal Justice Technology	DIPL	16
CJT3	Criminal Justice Technology	AAS	13
CNB1	Culinary Nutrition Assistant	TCC	1
CW71	Cybersecurity Fundamentals	TCC	11
DA12	Dental Assisting	DIPL	17
DH13	Dental Hygiene	AAS	15
DAM1	Design and Media Production Specialist	TCC	19
DAM3	Design and Media Production Technology	AAS	3
DEM2	Design and Media Production Technology	DIPL	7
DE11	Diesel Electrical/Electronic Systems Technician	TCC	3
DE21	Diesel Engine Service Technician	TCC	2
DTM1	Diesel Truck Maintenance Technician	TCC	2
DA31	Drafters Assistant	TCC	3
EP12	EMS Professions	DIPL	6
EC31	Early Childhood Care and Education Basics	TCC	24
EC13	Early Childhood Care/Education	AAS	8
ECC2	Early Childhood Care/Education	DIPL	8
ECP1	Early Childhood Program Administration	TCC	4
EC21	Early College Essentials	TCC	123
EC23	Echocardiography	AAS	5
EC22	Electrical Control Systems	DIPL	1
EM81	Electrical Maintenance Technician	TCC	1
ET71	Electro-Mechanical Technician	TCC	1
ET81	Electrocardiography Technology	TCC	1
EF12	Electronics Fundamentals	DIPL	3
ET13	Electronics Technology	AAS	3
ET14	Electronics Technology	DIPL	2
EM13	Emergency Management	AAS	1
EB71	Emergency Medical Responder (EMR)	TCC	20
EMJ1	Emergency Medical Technician (EMT)	TCC	12
ET33	Engineering Technology	AAS	2
EBT1	Engineering Technology Basics	TCC	3
ETE1	Engineering Technology Essentials	TCC	3
EN11	Entrepreneurship	TCC	1
FC61	Flux Cored Arc Welder	TCC	8
FPW1	Food Production Worker I	TCC	6
FF41	Foundations of Computer Programming	TCC	12
GM31	Gas Metal Arc Welder	TCC	26
GTA1	Gas Tungsten Arc Welder	TCC	23

Major Code	Major Description	Level	Awards Conferred
HD21	Hair Designer	TCC	7
HA21	Health Care Assistant	TCC	13
HD31	Heavy Diesel Service Technician	TCC	1
HD41	Help Desk Specialist	TCC	5
HPC1	Hemodialysis Patient Care Specialist	TCC	8
HRO1	Hemodialysis Reuse or Reprocessing Technician	TCC	7
HT12	Hemodialysis Technologist	DIPL	10
HP31	Hospitality Operations Associate	TCC	9
HM12	Hotel/Restaurant/Tourism Management	DIPL	3
HM13	Hotel/Restaurant/Tourism Management	AAS	3
HRM1	Human Resource Management Specialist	TCC	36
IE41	Industrial Electrician	TCC	7
IF11	Industrial Fluid Power Technician	TCC	10
IM11	Industrial Maintenance Assistant	TCC	1
IM41	Industrial Motor Controls Technician	TCC	2
IST4	Industrial Systems Technology	DIPL	1
IC31	Infant/Toddler Child Care Specialist	TCC	4
ITP3	Information Technology Professional	AAS	10
ITP4	Information Technology Professional	DIPL	2
IA13	Instrumentation and Controls Technician	AAS	2
IA31	Instrumentation and Controls Technician I	TCC	4
IT51	Introduction to Criminal Justice	TCC	21
ITW1	Introduction to Web Design	TCC	3
IC41	Inventory Control Technician	TCC	10
JP11	Java Programmer	TCC	5
LP11	Lathe Operator	TCC	3
LIF1	Legal Issues for Criminal Justice	TCC	3
DM12	Logistics Management	DIPL	7
DM23	Logistics Management	AAS	8
MRI1	Magnetic Resonance Imaging Specialist	TCC	8
MAL1	Management and Leadership Specialist	TCC	33
MM12	Marketing Management	DIPL	5
MM13	Marketing Management	AAS	5
MN71	Mechanical Engineering Technician	TCC	1
MA22	Medical Assisting	DIPL	27
MA23	Medical Assisting	AAS	13
MAR1	Medical Assisting Receptionist	TCC	29
MB21	Medical Billing Clerk	TCC	8
MC41	Medical Coding	TCC	24
MC61	Medical Coding Essentials	TCC	4
MF21	Medical Front Office Assistant	TCC	10
MS61	Medical Skin Care Specialist	TCC	1
ME13	Metrology	AAS	1
ME21	Microsoft Excel Application Specialist	TCC	2
MF41	Microsoft Office Applications Professional	TCC	12
MWA1	Microsoft Word Application Professional	TCC	13
MP11	Mill Operator	TCC	3
MG21	Motion Graphics Assistant	TCC	8

Major Code	Major Description	Level	Awards Conferred
BES1	NCCER Basic Electrical Systems Technician	TCC	14
CF21	NCCER Carpentry Fundamentals	TCC	2
CM22	NCCER Construction Management Technology	DIPL	1
CMT3	NCCER Construction Management Technology	AAS	2
ES22	NCCER Electrical Systems Construction and Maintenance	DIPL	6
IE61	NCCER Intermediate Electrical Systems Technician	TCC	10
SE11	NCCER Specialty Electrical Services	TCC	6
NA21	Network Administrator	TCC	11
NT41	Network Technician	TCC	23
NS13	Networking Specialist	AAS	4
CN21	Nurse Aide	TCC	10
NAE1	Nurse Aide Essentials	TCC	93
AN43	Nursing	ASN	4
OA31	Office Accounting Specialist	TCC	15
OT13	Orthopedic Technology	AAS	2
PR21	PC Repair and Network Technician	TCC	24
PS13	Paralegal Studies	AAS	4
PT12	Paramedicine	DIPL	8
PT13	Paramedicine	AAS	5
PA61	Payroll Accounting Specialist	TCC	14
PA71	Pharmacist's Assistant	TCC	1
PT22	Pharmacy Technology	DIPL	2
PT21	Phlebotomy Technician	TCC	10
PTA3	Physical Therapist Assistant	AAS	2
PW11	Pipe Welder	TCC	2
PT42	Polysomnography Technology	DIPL	9
PN12	Practical Nursing	DIPL	27
PR31	Pre-Nursing	TCC	37
PEO1	Pre-hospital EMS Operations	TCC	13
PC51	Prep Cook	TCC	34
PC81	Programmable Control Technician	TCC	2
PT81	Purchasing Technician	TCC	13
RT23	Radiologic Technology	AAS	15
RA21	Residential Air Conditioning Technician	TCC	4
ST11	Selected Topics in Criminal Justice	TCC	17
SSM1	Service Sector Management Specialist	TCC	6
ST11	Shampoo Technician	TCC	34
SB41	Small Business Management Specialist	TCC	8
RA13	Sports and Fitness Management	AAS	2
SAF1	Sports and Fitness Management Specialist	TCC	2
ST12	Surgical Technology	DIPL	2
ST13	Surgical Technology	AAS	1
TPS1	Tax Preparation Specialist	TCC	9
TMS1	Technical Management Specialist	TCC	29
TC31	Technical Specialist	TCC	27
TS23	Technical Studies	AAS	156
VSM1	Vertical Shielded Metal Arc Welder Fabricator	TCC	25
WA21	Warehouse and Distribution Technician	TCC	9

Major Code	Major Description	Level	Awards Conferred
IS53	Web Site Design/Development	AAS	3
IS41	Web Site Designer	TCC	2
ISE1	Web Site Developer	TCC	3
WAJ2	Welding and Joining Technology	DIPL	6
	Total		2,269

Source: TCSG Data Center Report #TEC0109 as of 09/27/2021

Milledgeville Campus Awards by Program AY2021 (Table 63)

Major Code	Major Description	Level	Awards Conferred
AB73	A. S. - General Studies	AS	2
AF53	AAS in Interdisciplinary Studies	AAS	4
AC12	Accounting	DIPL	2
AC13	Accounting	AAS	1
OSM1	Advanced Shielded Metal Arc Welder	TCC	1
ACK1	Air Conditioning Electrical Technician	TCC	5
AZ31	Air Conditioning Technician Assistant	TCC	7
ACT2	Air Conditioning Technology	DIPL	2
ASG1	Automotive Chassis Technician Specialist	TCC	2
AE41	Automotive Electrical/Electronic Systems Technician	TCC	3
AE51	Automotive Engine Performance Technician	TCC	1
AE61	Automotive Engine Repair Technician	TCC	2
AF12	Automotive Fundamentals	DIPL	3
AT14	Automotive Technology	DIPL	3
AA71	Automotive Transmission/Transaxle Tech Specialist	TCC	1
BF41	Barbering Fundamentals	TCC	1
FS31	Basic Shielded Metal Arc Welder	TCC	1
MD12	Business Management	DIPL	2
MD13	Business Management	AAS	1
BA22	Business Technology	DIPL	1
CT13	Cardiovascular Technology	AAS	1
CA61	CompTIA A+ Certified Preparation	TCC	4
CA71	CompTIA A+ Certified Technician Preparation	TCC	3
CH11	Computer Hardware Specialist	TCC	4
CP23	Computer Programming	AAS	1
CP24	Computer Programming	DIPL	1
CS14	Computer Support Specialist	DIPL	2
CS23	Computer Support Specialist	AAS	1
CAY1	Computerized Accounting Specialist	TCC	2
CO12	Cosmetology	DIPL	7
CGL1	Cosmetology for Licensure	TCC	1
CJ71	Criminal Justice Fundamentals	TCC	2
CJ21	Criminal Justice Specialist	TCC	1
CJT2	Criminal Justice Technology	DIPL	1
CJT3	Criminal Justice Technology	AAS	3
CW71	Cybersecurity Fundamentals	TCC	3
DAM1	Design and Media Production Specialist	TCC	20
EC31	Early Childhood Care and Education Basics	TCC	2
EC13	Early Childhood Care/Education	AAS	1
ECC2	Early Childhood Care/Education	DIPL	2
EC41	Early Childhood Exceptionalities	TCC	1
EC21	Early College Essentials	TCC	6

Major Code	Major Description	Level	Awards Conferred
FF41	Foundations of Computer Programming	TCC	1
GM31	Gas Metal Arc Welder	TCC	2
HD21	Hair Designer	TCC	6
HA21	Health Care Assistant	TCC	1
IC31	Infant/Toddler Child Care Specialist	TCC	1
IT51	Introduction to Criminal Justice	TCC	1
MA22	Medical Assisting	DIPL	7
MA23	Medical Assisting	AAS	4
MAR1	Medical Assisting Receptionist	TCC	4
MC41	Medical Coding	TCC	2
ME21	Microsoft Excel Application Specialist	TCC	3
MS11	Microsoft Network Administrator	TCC	2
NA21	Network Administrator	TCC	2
NT41	Network Technician	TCC	3
NS13	Networking Specialist	AAS	2
CN21	Nurse Aide	TCC	1
OA31	Office Accounting Specialist	TCC	2
PR21	PC Repair and Network Technician	TCC	3
PA61	Payroll Accounting Specialist	TCC	2
PT21	Phlebotomy Technician	TCC	1
PN12	Practical Nursing	DIPL	15
RA21	Residential Air Conditioning Technician	TCC	3
ST11	Selected Topics in Criminal Justice	TCC	2
ST11	Shampoo Technician	TCC	3
SS21	Sustainable Small Farm and Agriculture Technician	TCC	2
TPS1	Tax Preparation Specialist	TCC	1
TMS1	Technical Management Specialist	TCC	1
TC31	Technical Specialist	TCC	2
TS23	Technical Studies	AAS	14
VSM1	Vertical Shielded Metal Arc Welder Fabricator	TCC	1
	Total		208

Source: TCSG Data Center Report #TEC0109 as of 09/27/2021

Aerospace Training and Sustainment Center Awards by Program AY2021 (Table 64)

Major Code	Major Description	Level	Awards Conferred
AM43	Aviation Maintenance Technology	AAS	1
TS23	Technical Studies	AAS	1
	Total		2

Source: TCSG Data Center Report #TEC0109 as of 09/27/2021

Peach County Workforce Development Center Awards by Program AY2021 (Table 65)

Major Code	Major Description	Level	Awards Conferred
CT61	Commercial Driving - Class A	TCC	1
	Total		1

Source: TCSG Data Center Report #TEC0109 as of 09/27/2021

Putnam County Center Awards by Program AY2021 (Table 66)

Major Code	Major Description	Level	Awards Conferred
OSM1	Advanced Shielded Metal Arc Welder	TCC	3
FS31	Basic Shielded Metal Arc Welder	TCC	1
ECC2	Early Childhood Care/Education	DIPL	1
EC21	Early College Essentials	TCC	1
GM31	Gas Metal Arc Welder	TCC	2
GTA1	Gas Tungsten Arc Welder	TCC	2
TS23	Technical Studies	AAS	1
VSM1	Vertical Shielded Metal Arc Welder Fabricator	TCC	5
WAJ2	Welding and Joining Technology	DIPL	2
	Total		18

Source: TCSG Data Center Report #TEC0109 as of 09/27/2021

VECTR Center Awards by Program AY2021 (Table 67)

Major Code	Major Description	Level	Awards Conferred
ACK1	Air Conditioning Electrical Technician	TCC	29
AZ31	Air Conditioning Technician Assistant	TCC	29
FS31	Basic Shielded Metal Arc Welder	TCC	26
CW11	Certified Warehousing and Distribution Specialist	TCC	2
CN71	Cisco Network Specialist	TCC	21
CT61	Commercial Driving - Class A	TCC	29
CEC1	Commercial Electrical Construction Technician	TCC	27
EM81	Electrical Maintenance Technician	TCC	1
GM31	Gas Metal Arc Welder	TCC	22
GTA1	Gas Tungsten Arc Welder	TCC	22
IE41	Industrial Electrician	TCC	9
PC81	Programmable Control Technician	TCC	1
RW41	Residential/Industrial Wiring	TCC	1
	Total		219

Source: TCSG Data Center Report #TEC0109 as of 09/27/2021

Note: Tables 61 – 67: Awards Conferred is a duplicated count of graduates - students can receive more than one award.

Legend for Tables 61 - 67

Level	Description
AS	Associate of Science
AAS	Associate of Applied Science
ASN	Associate Science in Nursing
TCC	Technical Certificate of Credit
DIPL	Diploma



VECTR CENTER

Georgia Veterans Education Career Transition Resource (VECTR) Center serves as a gateway for veterans' re-entry into Georgia's public postsecondary educational systems and workforce. Through on-site partners (Georgia Department of Veterans Service, Georgia Department of Labor, Department of Veterans Affairs and United Way/Mission United) the VECTR Center provides a one-stop-shop for veterans seeking benefits, educational opportunities, employment services and links to community resources.

VECTR Center Service Totals AY2019-2021 (Table 68)

	AY2019 Service Totals	AY2020 Service Totals	AY2021 Service Totals
Career Coaching	942	722	344
Community Resources	607	494	332
Department of Labor	261	204	15
Education TCSG	623	576	850
Education USG	231	140	49
Educational Financing	622	461	295
Entrepreneurship	1,285	1,347	1,898
Testing Center	963	1,079	1,732
United Way Mission United	299	218	151
Veterans Services	9,141	6,421	9,881
WIOA	100	55	71
VA Medical Enrollment Services	3	N/A	716
Other Areas	197	N/A	4,399
Total	15,074	11,917	20,733

Source: Compiled by VECTR Center, 10/30/2019, 09/16/2020 and 08/30/2021

CGTC Economic Impact

CGTC Budget Overview (Table 69)

	<u>2019</u>	<u>2020</u>	<u>2021</u>
COLLEGE ASSETS	\$95,104,526	\$96,974,156	\$92,932,680
STATE REVENUE	\$25,317,400	\$27,529,588	\$23,407,940
FEDERAL REVENUE	\$23,666,833	\$27,023,576	\$27,362,361
LOCAL REVENUE	\$18,106,737	\$17,553,322	\$17,286,672
TOTAL REVENUE	\$67,090,970	\$72,106,486	\$68,056,973
UTILITIES	\$2,335,700	\$2,261,618	\$2,402,177
FULL-TIME FACULTY	204	201	210
PART-TIME FACULTY	307	338	264
FULL-TIME STAFF	346	359	315
PART-TIME STAFF	91	114	99
TOTAL SALARIES	\$30,503,869	\$31,141,916	\$31,789,899
EMPLOYEE BENEFITS	\$14,428,893	\$15,301,992	\$15,607,060

CGTC has always employed the best use of taxpayer dollars to the people it serves. Through the management and operation of accounting, payroll and benefits, inventory and assets, facilities and other human resource functions, CGTC continues to maximize revenues to ensure the community receives the best education services possible.

Highlights

- During Academic Year 2021, CGTC had the highest number of graduates (3,612) and conferred the most awards (6,036) among the 21 colleges in the Technical College System of Georgia (TCSG).
 - #1 in associates degrees (1,234 conferred)
 - #1 in HOPE Career Grant graduates (2,001)
 - #1 in technical certificate of credit (4,207 conferred)
 - #2 in diplomas (594 conferred)
- CGTC led the TCSG in high school dual enrollment with the highest number of students (2,875), graduates (937), and awards (1,269 conferred).
- The Adult Continued Education Division enrolled the second-highest total number (1,396) of Adult Basic, Adult Secondary and English as a Second Language learners and ranked second for total Measurable Skill Gains (529) within the TCSG.
- The Economic Development Division delivered Customized Contract Training to 254 companies totaling 3,858,732 training hours, leading the TCSG in training hours.

CGTC Active Grants

Active Grants FY2021 (Table 70)

Name of Grant (listed in alphabetical order)	Funding Source
Aerospace Program Expansion	Charles H. Jones Family Foundation
Aerospace Program Expansion	The Peyton Anderson Foundation
American Apprenticeship Initiative	U.S. Department of Labor - TCSG
Americorps VISTA	Corporation for National and Community Service
Childcare Access Means Parents In School (CCAMPIS) Grant	U.S. Department of Education
Commercial Motor Vehicle Operator Safety Training (CMVOST) Grant	U.S. Department of Transportation
Community Development Block Grant	Macon-Bibb County ECDD
Defense Community Economic Development Grant	WorkSource Georgia – City of Warner Robins
Enhancing Agricultural Opportunities for Military Veterans Grant Program	U.S. Department of Agriculture - STAG Vets, Inc.
GEAR UP Georgia	U.S. Department of Education – TCSG
Higher Education Emergency Relief Fund - Institutional Funds	U.S. Department of Education
Higher Education Emergency Relief Fund - MSI Funds	U.S. Department of Education
Higher Education Emergency Relief Fund - Student Funds	U.S. Department of Education
Law Enforcement Training Program Grant	Georgia Criminal Justice Coordinating Council
Predominantly Black Institution (PBI) Competitive Grant	U.S. Department of Education
SNAP Works	Georgia Division of Family and Children Service -TCSG
Strengthening Community Colleges	U.S. Department of Labor – Savannah Technical College
Strengthening Institutions Program (SIP)	U.S. Department of Education
Strengthening Career and Technical Education for the 21st Century Act (Perkins Grant)	U.S. Department of Education - TCSG
Susan Harwood Capacity Building Grant	U.S. Department of Labor
Veterans Business Outreach Center (VBOC)	Small Business Administration
YES (Young, Employed, Successful) Project Action Roundtable Grant	America's Promise Alliance

U.S. Census Bureau State & County Quick Facts:

CGTC Service Delivery Area (Table 71)

Fact	Georgia	Baldwin County, Georgia	Bibb County, Georgia	Crawford County, Georgia	Dooley County, Georgia	Houston County, Georgia	Jones County, Georgia	Monroe County, Georgia	Peach County, Georgia	Pulaski County, Georgia	Putnam County, Georgia	Twiggs County, Georgia	United States
Population estimates, July 1, 2019, (V2019)	10,617,423	44,890	153,159	12,404	13,390	157,863	28,735	27,578	27,546	11,137	22,119	8,120	328,239,523
Population estimates base, April 1, 2010, (V2019)	9,688,729	45,840	155,783	12,601	14,925	139,819	28,668	26,167	27,807	11,999	21,218	9,026	308,758,105
Population, percent change - April 1, 2010 (estimates base) to July 1, 2019, (V2019)	9.60%	-2.10%	-1.70%	-1.60%	-10.30%	12.90%	0.20%	5.40%	-0.90%	-7.20%	4.20%	-10.00%	6.30%
Population, Census, April 1, 2020	10,711,908	43,799	157,346	12,130	11,208	163,633	28,347	27,957	27,981	9,855	22,047	8,022	331,449,281
Population, Census, April 1, 2010	9,687,653	45,720	155,547	12,630	14,918	139,900	28,669	26,424	27,695	12,010	21,218	9,023	308,745,538
Persons under 5 years, percent	6.20%	4.70%	6.70%	4.60%	3.70%	6.60%	5.00%	4.90%	5.90%	4.10%	4.90%	4.90%	6.00%
Persons under 18 years, percent	23.60%	18.50%	24.20%	20.20%	16.40%	25.50%	22.70%	20.30%	20.80%	18.00%	19.60%	19.20%	22.30%
Persons 65 years and over, percent	14.30%	16.50%	16.00%	19.40%	21.10%	13.00%	18.30%	19.20%	16.50%	22.90%	24.80%	23.30%	16.50%
Female persons, percent	51.40%	49.30%	53.20%	49.50%	45.40%	51.60%	51.60%	50.20%	51.80%	57.00%	51.40%	51.10%	50.80%
White alone, percent	60.20%	54.00%	40.00%	75.70%	47.70%	60.20%	72.40%	74.60%	51.90%	64.60%	71.10%	56.70%	76.30%
Black or African American alone, percent (a)	32.60%	42.50%	55.80%	20.80%	50.20%	32.90%	25.20%	22.70%	44.40%	32.00%	26.30%	40.70%	13.40%
American Indian and Alaska Native alone, percent (a)	0.50%	0.30%	0.30%	0.70%	0.30%	0.40%	0.40%	0.30%	0.50%	0.40%	0.50%	0.40%	1.30%
Asian alone, percent (a)	4.40%	1.70%	2.20%	1.30%	0.80%	3.30%	0.60%	1.00%	1.10%	1.20%	0.60%	0.30%	5.90%
Native Hawaiian and Other Pacific Islander alone, percent (a)	0.10%	0.10%	0.10%	0.10%	0.10%	0.20%	Z	Z	0.10%	0.10%	0.20%	Z	0.20%
Two or More Races, percent	2.20%	1.30%	1.60%	1.40%	1.00%	3.00%	1.40%	1.30%	2.00%	1.70%	1.20%	1.80%	2.80%
Hispanic or Latino, percent (b)	9.90%	2.30%	3.50%	3.60%	7.00%	6.60%	1.90%	2.40%	8.40%	3.60%	6.20%	2.70%	18.50%
White alone, not Hispanic or Latino, percent	52.00%	52.40%	37.40%	72.80%	42.10%	54.90%	71.00%	72.70%	44.70%	61.80%	66.10%	55.10%	60.10%
Veterans, 2015-2019	629,302	2,479	9,371	913	790	17,354	2,292	1,750	1,992	648	1,657	595	18,230,322
Foreign born persons, percent, 2015-2019	10.10%	2.70%	3.30%	0.90%	4.10%	5.80%	1.10%	3.00%	5.50%	1.60%	3.80%	1.50%	13.60%
Housing units, July 1, 2019, (V2019)	4,378,391	20,725	70,019	5,409	6,238	65,050	11,954	11,350	11,747	5,177	13,380	4,278	139,684,244
Owner-occupied housing unit rate, 2015-2019	63.30%	58.50%	52.30%	77.90%	69.60%	63.60%	80.20%	79.10%	65.40%	64.30%	77.00%	80.90%	64.00%
Median value of owner-occupied housing units, 2015-2019	\$176,000	\$120,300	\$120,200	\$93,400	\$83,300	\$142,600	\$124,100	\$166,900	\$135,100	\$120,100	\$160,400	\$65,100	\$217,500
Median selected monthly owner costs -with a mortgage, 2015-2019	\$1,417	\$1,240	\$1,204	\$1,012	\$985	\$1,249	\$1,333	\$1,390	\$1,225	\$1,090	\$1,178	\$972	\$1,595
Median selected monthly owner costs -without a mortgage, 2015-2019	\$427	\$411	\$431	\$377	\$413	\$398	\$391	\$405	\$435	\$348	\$421	\$360	\$500
Median gross rent, 2015-2019	\$1,006	\$703	\$818	\$709	\$543	\$920	\$775	\$704	\$698	\$722	\$788	\$613	\$1,062
Building permits, 2020	55,827	107	157	39	X	1,219	114	203	88	23	200	9	1,471,141

Fact	Georgia	Baldwin County, Georgia	Bibb County, Georgia	Crawford County, Georgia	Dooley County, Georgia	Houston County, Georgia	Jones County, Georgia	Monroe County, Georgia	Peach County, Georgia	Pulaski County, Georgia	Putnam County, Georgia	Twiggs County, Georgia	United States
Households, 2015-2019	3,758,798	16,191	58,116	4,510	5,020	57,056	10,701	9,760	10,136	3,687	8,937	3,044	120,756,048
Persons per household, 2015-2019	2.7	2.51	2.53	2.7	2.47	2.66	2.65	2.67	2.49	2.62	2.41	2.68	2.62
Living in same house 1 year ago, percent of persons age 1 year+, 2015-2019	84.90%	82.10%	83.00%	89.10%	86.90%	83.30%	92.00%	89.30%	89.40%	82.40%	87.80%	95.00%	85.80%
Language other than English spoken at home, percent of persons age 5 years+, 2015-2019	14.00%	4.20%	5.40%	1.60%	5.90%	9.40%	1.70%	3.00%	8.20%	2.00%	6.40%	2.40%	21.60%
Households with a computer, percent, 2015-2019	90.20%	84.20%	85.30%	88.50%	76.20%	91.60%	89.30%	89.50%	82.40%	83.40%	90.40%	68.80%	90.30%
Households with a broadband Internet subscription, percent, 2015-2019	81.30%	74.80%	75.20%	72.40%	59.20%	83.60%	79.00%	77.60%	74.20%	70.60%	75.70%	59.80%	82.70%
High school graduate or higher, percent of persons age 25 years+, 2015-2019	87.10%	85.80%	86.00%	83.10%	77.70%	91.60%	89.10%	85.70%	83.00%	81.10%	87.60%	74.20%	88.00%
Bachelor's degree or higher, percent of persons age 25 years+, 2015-2019	31.30%	23.30%	25.40%	10.50%	12.10%	28.30%	19.60%	26.80%	20.50%	13.20%	23.40%	11.80%	32.10%
With a disability, under age 65 years, percent, 2015-2019	8.70%	11.50%	11.50%	13.60%	13.00%	9.40%	10.40%	12.20%	12.20%	16.20%	11.40%	10.90%	8.60%
Persons without health insurance, under age 65 years, percent	15.50%	16.90%	14.60%	17.40%	18.70%	13.20%	14.20%	13.50%	17.70%	15.80%	18.20%	16.80%	9.50%
In civilian labor force, total, percent of population age 16 years+, 2015-2019	62.60%	53.60%	56.90%	51.30%	49.40%	64.40%	57.40%	54.50%	53.30%	40.70%	55.70%	45.20%	63.00%
In civilian labor force, female, percent of population age 16 years+, 2015-2019	58.50%	52.70%	54.80%	48.10%	47.60%	60.10%	55.50%	54.20%	48.60%	32.00%	53.80%	39.80%	58.30%
Total accommodation and food services sales, 2012 (\$1,000) (c)	18,976,611	D	352,533	1,399	5,723	258,957	D	25,225	40,791	10,470	16,433	D	708,138,598
Total health care and social assistance receipts/revenue, 2012 (\$1,000) (c)	51,800,643	D	1,757,625	D	6,267	553,855	D	D	39,255	60,920	36,172	D	2,040,441,203
Total manufacturers' shipments, 2012 (\$1,000) (c)	155,836,792	D	1,573,548	D	176,901	2,051,018	D	116,234	D	D	127,240	X	5,696,729,632
Total retail sales, 2012 (\$1,000) (c)	119,801,495	554,505	2,597,512	23,119	147,059	1,762,808	96,950	186,875	296,125	87,635	157,411	27,933	4,219,821,871
Total retail sales per capita, 2012 (c)	\$12,077	\$11,959	\$16,602	\$1,835	\$10,271	\$12,063	\$3,393	\$7,016	\$10,721	\$7,477	\$7,426	\$3,307	\$13,443
Mean travel time to work (minutes), workers age 16 years+, 2015-2019	28.8	22.5	21.3	29.4	19.7	22.6	27.3	28	23.5	22.4	26.4	32.4	26.9
Median household income (in 2019 dollars), 2015-2019	\$58,700	\$43,672	\$41,334	\$46,283	\$37,340	\$61,723	\$56,020	\$54,754	\$46,636	\$45,148	\$51,606	\$34,879	\$62,843
Per capita income in past 12 months (in 2019 dollars), 2015-2019	\$31,067	\$21,716	\$25,640	\$23,204	\$22,716	\$29,462	\$25,854	\$33,290	\$24,486	\$20,746	\$31,504	\$20,979	\$34,103

Fact	Georgia	Baldwin County, Georgia	Bibb County, Georgia	Crawford County, Georgia	Dooley County, Georgia	Houston County, Georgia	Jones County, Georgia	Monroe County, Georgia	Peach County, Georgia	Pulaski County, Georgia	Putnam County, Georgia	Twiggs County, Georgia	United States
Persons in poverty, percent	13.30%	22.90%	23.20%	15.30%	28.20%	11.00%	12.80%	10.60%	19.80%	20.70%	15.10%	19.00%	10.50%
Total employer establishments, 2019	239,034	811	4,108	107	151	2,587	328	529	468	171	460	74	7,959,103
Total employment, 2019	4,040,559	12,959	74,800	508	2,792	41,427	2,737	6,265	7,086	2,082	4,789	1,600	132,989,428
Total annual payroll, 2019 (\$1,000)	212,578,382	463,484	3,279,260	18,700	85,438	1,482,358	93,506	248,271	293,033	78,246	168,023	61,059	7,428,553,593
Total employment, percent change, 2018-2019	1.60%	-0.30%	-2.90%	-2.90%	-1.50%	4.70%	2.20%	0.50%	3.00%	5.50%	13.20%	2.20%	1.60%
Total nonemployee establishments, 2018	955,621	3,229	13,187	787	675	10,494	2,026	2,243	1,898	701	2,000	619	26,485,532
All firms, 2012	929,864	3,709	15,461	801	739	10,037	2,162	2,612	2,233	786	2,059	638	27,626,360
Men-owned firms, 2012	480,578	1,759	6,867	391	364	4,857	1,084	1,488	1,097	431	1,083	274	14,844,597
Women-owned firms, 2012	376,506	1,543	7,230	371	346	4,047	932	840	920	316	684	235	9,878,397
Minority-owned firms, 2012	371,588	1,803	8,350	233	410	4,186	499	518	966	289	530	341	7,952,386
Nonminority-owned firms, 2012	538,893	1,771	6,422	540	306	5,508	1,613	1,977	1,159	464	1,455	289	18,987,918
Veteran-owned firms, 2012	96,787	413	1,556	60	69	1,285	222	434	228	134	200	69	2,521,682
Nonveteran-owned firms, 2012	800,585	3,096	12,966	713	644	8,013	1,836	1,947	1,905	619	1,679	521	24,070,685
Population per square mile, 2010	168.4	177.3	622.8	38.9	38.1	372.5	72.8	66.8	184.3	48.2	61.6	25.2	87.4
Land area in square miles, 2010	57,513.49	257.84	249.76	324.89	391.94	375.54	393.93	395.66	150.27	249.03	344.64	358.4	3,531,905.43
FIPS Code	"13"	"13009"	"13021"	"13079"	"13093"	"13153"	"13169"	"13207"	"13225"	"13235"	"13237"	"13289"	"1"

Source: <https://www.census.gov/quickfacts> as of 09/23/2021

NOTE: FIPS Code values are enclosed in quotes to ensure leading zeros remain intact.

Value Notes: None

Fact Notes:

- (a) Includes persons reporting only one race
- (b) Hispanics may be of any race, so also are included in applicable race categories
- (c) Economic Census - Puerto Rico data are not comparable to U.S. Economic Census data

Value Flags:

- Either no or too few sample observations were available to compute an estimate, or a ratio of medians cannot be calculated because one or both of the median estimates falls in the lowest or upper interval of an open-ended distribution.
- D Suppressed to avoid disclosure of confidential information
- F Fewer than 25 firms
- FN Footnote on this item in place of data
- N Data for this geographic area cannot be displayed because the number of sample cases is too small.
- NA Not available
- S Suppressed; does not meet publication standards
- X Not applicable
- Z Value greater than zero but less than half unit of measure shown

TCSG Definitions and Formulas

Total Credit Enrollment, Credit Hours, and FTE

Total students enrolled in credit courses, total credit hours taken by these students, and total full time equivalent (FTE). Annual FTE is the sum of all credit hours for the academic year (Fall, Spring, and Summer semesters) divided by 30 and rounded down. Percent change is from same term of previous year to current term.

Unduplicated Graduates:

Each graduate is counted once regardless of how many awards received. A graduate who receives 2 TCCs and 1 Diploma = 1 graduate.

Awards Conferred (duplicated):

A graduate is counted for each award received, so one graduate can be counted multiple times if receiving multiple awards. A graduate who receives 2 TCCs and 1 Diploma = 3 awards.

Placement Formulas:

Placement Rates are based on unduplicated Graduates and unduplicated Employment Status, using the latest Employment Status entry for each student.

Total Placement

$$\frac{\text{In Field} + \text{Military} + \text{Rel Field} + \text{Unrel Field} + \text{In Field \& Cont Ed} + \text{Rel Field \& Cont Ed} + \text{Unrel Field \& Cont Ed} + \text{Cont Educ}}{\text{Numerator} + \text{Not Employed}}$$

Placed In Field

$$\frac{\text{In Field} + \text{Rel Field} + \text{Military} + \text{In Field \& Cont Ed} + \text{Rel Field \& Cont Ed}}{\text{Total Grads} - (\text{Unrel Field \& Cont Ed} + \text{Cont Ed} + \text{Unavail})}$$

Central Georgia Technical College Office of Institutional Effectiveness

Research, Assessment and Data Quality Management

Deborah Josey Burks, M.Ed.
Vice President for IE

Bonnie Quinn, M.T.E.S.O.L.
Executive Director for IE

David VanLandingham, M.A.
Director for Research and Compliance

Sam Lester, M.Ed.
Professional Development/Special Projects Director

Ulku “Cissie” Creekmore
Administrative Assistant for IE
(478) 757-3424
ucreekmore@centralgatech.edu

Central Georgia Technical College (CGTC) does not discriminate on the basis of race, color, creed, national or ethnic origin, sex, religion, disability, age, political affiliation or belief, genetic information, disabled veteran, veteran of the Vietnam Era, spouse of military member, or citizenship status (except in those special circumstances permitted or mandated by law). This nondiscrimination policy encompasses the operation of all technical college-administered programs, programs financed by the federal government including any Workforce Innovation and Opportunity Act (WIOA) Title I financed programs, educational programs and activities, including admissions, scholarships and loans, student life, and athletics. It also encompasses the recruitment and employment of personnel and contracting for goods and services.

Central Georgia Technical College shall promote the realization of equal opportunity through a positive continuing program of specific practices designed to ensure the full realization of equal opportunity. The following person has been designated to handle inquiries regarding the nondiscrimination policies: Title VI/Title IX/Section 504/ADA Coordinator, Cathy Johnson, Executive Director of Conduct, Appeals & Compliance, Room: A-136, 80 Cohen Walker Drive, Warner Robins, GA 31088, Phone: (478) 218-3309 / Fax: (478) 471-5197, Email: cjohnson@centralgatech.edu