



Central Georgia Technical College **FACT BOOK 2020**

Central Georgia Technical College
Ivan H. Allen, Ed.D., President

Technical College System of Georgia
Greg Dozier, Commissioner

Prepared by:

Office of Institutional Effectiveness

Deborah Josey Burks, VP for Institutional Effectiveness

3300 Macon Tech Drive, Macon, GA 31206

478.757.3424

dburks@centralgatech.edu

FACT BOOK 2020

The Office of Institutional Effectiveness is pleased to present *Central Georgia Technical College Fact Book 2020*. This Fact Book compiles tables of current and historical data reflecting areas of the College that are asked about most frequently. It is available to members of the CGTC community to serve as a reference guide and to provide a single, comprehensive source of key institutional data.

The information presented in *Central Georgia Technical College Fact Book 2020* reflects data through academic year 2020. To report a potential inaccuracy or to obtain more current information, contact the Office of Institutional Effectiveness at (478) 471-5184 or email bquinn@centralgatech.edu.

Deborah Josey Burks,
VP for Institutional Effectiveness

As set forth in its student catalog, Central Georgia Technical College (CGTC) does not discriminate on the basis of race, color, creed, national or ethnic origin, sex, religion, disability, age, political affiliation or belief, genetic information, veteran status, or citizenship status (except in those special circumstances permitted or mandated by law).

The following person has been designated to handle inquiries regarding the non-discrimination policies: The Title VI/Title IX/Section 504/ADA Coordinator for CGTC nondiscrimination policies is Cathy Johnson, Executive Director of Conduct, Appeals & Compliance; Room A-136, 80 Cohen Walker Drive, Warner Robins, GA 31088; Phone: (478) 218- 3309; Fax: (478) 471-5197; Email: cjohnson@centralgatech.edu.

Table of Contents

Executive Summary.....	1
General Information.....	2
Mission, Vision, Values & History.....	3
Mission Statement.....	3
Vision	3
Values.....	3
History.....	3
2019-20 Board of Directors.....	4
2019-20 Board of Trustees.....	4
CGTC Campuses and Centers	5
Programs of Study.....	6
Accreditation	7
CGTC Programs Accredited, Certified, or Approved by External Agencies (Table 1)	7
Quality Enhancement Plan (QEP)	8
REACH	8
T.E.A.M.S.....	8
Achieving the Dream	8
Complete College Georgia	8
Success Indicators	9
Assessing Institutional Outcomes - FY2020 (Table 2)	9
Success Indicators Trend Data	10
Placement Rate.....	11
Unduplicated Graduates and Placement (Table 3).....	11
Placement in Field AY2016-2020 (Table 4)	11
Licensure Pass Rate by Program	12
Licensure/Certification Exam Pass Rates FY2016-2020 (Table 5).....	12
Retention Rates	13
CGTC Retention Rates for AY2019 and AY2020 (Table 6).....	13
Graduation Rates	14
CGTC Graduation Rates AY2016-2020 (Table 7).....	14
Attainment Achievements	14
Academic Attainment AY2016-2020 (Table 8).....	14
Occupational Attainment AY2016-2020 (Table 9).....	14

Work Ethics AY2016-2020 (Table 10)	14
Adult Education	15
Adult Education GED Graduates by County FY2020 (Table 11)	15
Adult Education High School Equivalency Conversion Rate AY2020 (Table 12)	15
Adult Education Measurable Skill Gains AY2018-2020 (Table 13)	15
Economic Development	16
Economic Development Customized Contract Training AY2016-2020 (Table 14)	16
Average Student Scores with Learning Support AY2016-2020 (Table 15)	17
CGTC Average Georgia Work Ready Certificate Scores AY2016-2020 (Table 16)	17
Student Completion Indicator	18
CGTC Facts & Trends	19
Graduates and Awards	19
Unduplicated Graduates AY2020 Compared to Previous Year AY2019 (Table 17)	19
Awards Conferred AY2020 Compared to Previous Year AY2019 (Table 18)	19
Graduates and Types of Awards Conferred AY2020 (Table 19)	19
Credit Enrollment, Credit Hours, and FTE	20
Total Credit Enrollment AY2016-2020 (Table 20)	20
Total Credit Hours of Instruction AY2016-2020 (Table 21)	20
Full-Time Equivalent (FTE) AY2016-2020 (Table 22)	20
Enrollment	20
Credit Enrollment by Gender AY2016-2020 (Table 23)	20
Credit Enrollment by Race/Ethnicity AY2016-2020 (Table 24)	21
Credit Enrollment by Age Group AY2016-2020 (Table 25)	21
Credit Enrollment by Educational Level AY2016-2020 (Table 26)	21
Credit Enrollment by Special Populations* AY2017-2020 (Table 27)	21
Credit Enrollment by Award Level and Semester AY2020 (Table 28)	22
Credit Enrollment in General Education AY2016-2020 (Table 29)	22
Credit Enrollment in Learning Support AY2016-2020 (Table 30)	22
High School Enrollment	22
High School Enrollment AY2016-2020 (Table 31)	22
Accelerated Opportunity	23
Enrollment in Accelerated Opportunity AY2016-2020 (Table 32)	23
Online Enrollment	23
Online Enrollment AY2016-2020 (Table 33)	23
Online Course Count, Hours, and Online Only Enrollment by Semester (Table 34)	23

Summary of Enrollment, Graduates & Awards Conferred by Award Level AY2016-2020 (Table 35)	24
Financial Aid.....	24
Financial Aid Recipients AY2016-2020 (Table 36).....	24
Full-time / Part-time Enrollment Status AY2016-2020 (Table 37).....	24
Note: Only Fall Semester 2019 is reported due to multiple status changes within an academic year.	24
Average Credit Hours Taken by Students by Semester AY2018-2020 (Table 38).....	25
Military Enrollment.....	25
Military Enrollment (Active, Reserve, and Dependents) AY2016-2020 (Table 39).....	25
VECTR Center Service Totals AY2019-2020 (Table 40)	26
Data by Program, County & Campus	27
Enrollment and Credit Hours by County of Residence AY2020 (Table 41)	27
Credit Enrollment by Course Campus AY2016-2020 (Table 42)	27
Total Credit Hours by Course Campus AY2016-2020 (Table 43)	28
FTE by Course Campus AY2016-2020 (Table 44)	28
Non-Traditional Program Enrollment by Home Campus AY2016-2020 (Table 45)	29
Credit Hours and FTE by Home Campus and Semester AY2020.....	30
Fall Semester 2020 (Term 2020-12) (Table 46)	30
Spring Semester 2020 (Term 2020-14) (Table 47)	30
Summer Semester 2020 (Term 2020-16) (Table 48)	30
Credit Hours by Program and Home Campus.....	31
Credit Hours by Program and Home Campus Summary AY2020 (Table 49)	31
Crawford County Center Credit Hours by Home Campus AY2020 (Table 50)	31
Monroe County Center Credit Hours by Home Campus AY2020 (Table 51)	31
Macon Campus Credit Hours by Home Campus AY2020 (Table 52)	31
Milledgeville Campus Credit Hours by Home Campus AY2020 (Table 53)	36
Peach Co. Workforce Development Ctr. Credit Hours by Home Campus AY2020 (Table 54).....	38
Putnam County Center Credit Hours by Home Campus AY2020 (Table 55)	38
VECTR Center Credit Hours by Home Campus AY2020 (Table 56)	38
Warner Robins (Main) Campus Credit Hours by Home Campus AY2020 (Table 57).....	38
Awards by Program and Home Campus.....	43
Awards by Home Campus Summary AY2020 (Table 58)	43
Macon Campus Awards by Program AY2020 (Table 59)	43
Milledgeville Campus Awards by Program AY2020 (Table 60)	48
Peach County Workforce Development Center Awards by Program AY2020 (Table 61)	50
Putnam County Center Awards by Program AY2020 (Table 62)	50

VECTR Center Awards by Program AY2020 (Table 63)	50
Warner Robins (Main) Campus Awards by Program AY2020 (Table 64).....	50
Programs Approved by TCSG	55
CGTC Programs Approved by the Technical College System of Georgia (Table 65)	55
CGTC Budget Overview.....	61
CGTC Budget Overview (Table 66).....	61
CGTC Active Grants	62
Active Grants FY2020 (Table 67).....	62
U.S. Census Bureau State & County Quick Facts:	63
CGTC Service Delivery Area (Table 68)	63
TCSG Definitions and Formulas.....	66

Executive Summary

End of Year Report AY2020

Central Georgia Technical College (CGTC) is a two-year public college and unit of the Technical College System of Georgia. CGTC is continuously proving its value to the State of Georgia as it provides educational resources for citizens residing in or near its eleven-county service area of Bibb, Baldwin, Crawford, Dooly, Houston, Jones, Monroe, Peach, Pulaski, Putnam and Twiggs counties, resulting in a skilled workforce that strengthens Georgia's economic climate. The College operates and maintains approximately one million square feet of existing facilities at more than 50 addresses. CGTC maximizes its reach through traditional, blended, and distance education supported by state-of-the-art technology. The College offers a world-class education at tuition rates that make post-secondary education more affordable for Georgia citizens.

CGTC currently offers associate degrees, diplomas, and technical certificates of credit in the areas of Aerospace, Trade and Industry, Business and Computer Technologies, Health Sciences, Public Safety and Professional Services, and General Studies. The College also offers adult education and customized business and industry training designed to promote community and workforce development. During Academic Year 2020, CGTC produced more graduates and conferred more awards than any other college in the Technical College System of Georgia (TCSG), and experienced the third highest enrollment in the state. The College is accredited by the Southern Association of Colleges and Schools Commission on Colleges (SACSCOC); many CGTC programs also hold industry-specific accreditations, licensure, and approvals from various state and national agencies. CGTC students benefit from several local and state-wide articulation agreements to facilitate a smooth transfer of earned credits into four-year colleges or universities.

Success indicators help the College gauge its success in meeting its strategic goals and mission:

Total Graduates	Graduation Rate
Awards	Retention Rate
Enrollment	Graduate Placement Rate
Full Time Equivalency	Licensure Pass Rate

Continuous improvement efforts also incorporate quality initiatives and Carl D. Perkins indicators. This focus on performance has led to an 81.4% "placement in field" rate for CGTC graduates and an overall job placement rate of 99.5%, establishing Central Georgia Technical College as a proven pathway to high wage, high skills, and in-demand careers.

General Information

Founding Date	Middle Georgia Technical College (Warner Robins), est. 1973 Central Georgia Technical College (Macon), est. 1962 Merged July 1, 2013
Governance	State Board of the Technical College System of Georgia
President	Ivan H. Allen, Ed. D
Primary Address	80 Cohen Walker Drive, Warner Robins, GA 31088
Website	www.centralgatech.edu
Phone	(478) 988-6800
Level	Two-year
Affiliation	Public, non-profit
Accreditation	Southern Association of Colleges and Schools Commission on Colleges
Credentials offered	Associate Degree; Diploma; Technical Certificate of Credit
2020 Enrollment	11,459 (total enrollment, credit programs)
Campuses	Three campuses (Warner Robins, Macon, Milledgeville)
Service Area	Baldwin, Bibb, Crawford, Dooley, Houston, Jones, Monroe, Peach, Pulaski, Putnam, and Twiggs counties
Academic Calendar	Fall Semester: August, September, October, November, December Spring Semester: January, February, March, April, May Summer Semester: May, June, July, August
Athletics	Team Name: Titans Intercollegiate: Men and Women's Basketball, Cross Country, Cheerleading and Dance Colors: Navy Blue, Maroon, Gray Conference: Division I Georgia Collegiate Athletic Association (GCAA); National Junior College Athletic Association (NJCAA)
Campus Resources	Library; Bookstore; Career Services; Counseling Resource Center; Academic Success Center; Wellness Center; Child Development Centers; Georgia VECTR Center; Office of Economic Development; Regional Safety Training Center; GED/Adult Education/ESL Programs; Community Barbering, Cosmetology and Dental Hygiene Services; Meeting Room Facilities; Titans Café

Mission, Vision, Values & History



Mission Statement

Central Georgia Technical College, a unit of the Technical College System of Georgia, offers credit instruction, adult education, and customized business and industry training through traditional and distance education delivery designed to promote community and workforce development.

Vision

It is the vision of Central Georgia Technical College to lead a system of technical colleges in providing technical education, adult education, and customized business and industry training to meet the workforce needs of the future, focusing on preparation for emerging and transforming careers. CGTC will continuously infuse innovative technology and business practices into occupational and adult education, economic development workforce services, and student support services to remain responsive to the evolving needs of the communities we serve.

The College's challenging, personalized, web enhanced learning environment will continue to provide rigorous training opportunities of sound quality resulting in a well-qualified, highly trained, knowledgeable workforce.

Values

Integrity is an intrinsic value of Central Georgia Technical College. The College is committed to providing all stakeholders with equal access to quality programs and services that enhance student learning and success.

History

CGTC was officially established to conduct business by the State Board of the Technical College System of Georgia during its September 2012 meeting when the Board approved the consolidation of Middle Georgia Technical College (est. 1973) in Warner Robins, GA, and Central Georgia Technical College (est. 1962) in Macon, GA. In June 2013, the consolidated College was approved by the Southern Association of Colleges and Schools Commission on Colleges (SACSCOC) to continue as an accredited institution with Level 1 status, with the capacity to grant associate degrees. The consolidated College officially began doing business as Central Georgia Technical College (CGTC) on July 1, 2013.

CENTRAL GEORGIA TECHNICAL COLLEGE

2019-20 Board of Directors

Mr. Danny Carpenter, Chairman	Houston/Dooly Counties
Mr. David Danzie, Vice Chair	Bibb/Peach Counties
Ms. Karen Bailey	Pulaski County
Ms. Marsha Priest Buzzell	Houston County
Mr. Mike Couch	Baldwin/Jones Counties
Mr. Manse Jennings	Pulaski County
Ms. Gina Keadle	Bibb/Twiggs Counties
Dr. Avis Williams	Putnam County
Mr. Eric Wilson	Monroe/Crawford Counties

CENTRAL GEORGIA TECHNICAL COLLEGE FOUNDATION

2019-20 Board of Trustees

EXECUTIVE COMMITTEE

Chairman	Mr. Steve Williams
Vice Chair	Mr. Michael O'Hara
Treasurer	Mr. Hank Griffeth
Secretary	Mr. Jason Logan
Emeritus Advisor	Mr. Chris Orrison

TRUSTEES

Mr. Ed Barbee
Ms. Christy Chewning
Mr. Brad Collins
Mr. Jed Evans
Ms. Laura Gentry
Dr. Sarah Hawthorne
Mr. Clinton Jones
Ms. Shellisa Houston Martin
Ms. Diana McClarnon
Mr. David McLeighton



CGTC Campuses and Centers

CGTC has campuses and centers conveniently located across the greater central Georgia region. The College operates and maintains approximately one million square feet of existing facilities across its eleven-county service area. CGTC offers distance education programs and courses through various modes of delivery for students that need to learn outside of the classroom.

Warner Robins Campus

Main Campus
80 Cohen Walker Drive
Warner Robins, GA 31088

Peach County Workforce Development Center

425 James E. Khoury Drive
Fort Valley, GA 31030

Macon Campus

3300 Macon Tech Drive
Macon, GA 31206

Putnam County Center

580 James Marshall Bypass
Eatonton, Georgia 31024

Milledgeville Campus

54 Highway 22 West
Milledgeville, GA 31061

Sam Way, Sr. Hawkinsville Workforce Development Center

243 Warner Robins Highway
Hawkinsville, GA 31026

Crawford County Center

640 GA Highway 128
Roberta, GA 31078

Twiggs County Center

952 Main Street
Jeffersonville, GA 31044

Dooly County Economic Development Training Center

402 Hawkinsville Road
Vienna, GA 31092

VECTR (Georgia Veterans Education Career Transition Resource Center)

1001 S. Armed Forces Blvd.
Warner Robins, GA 31088

Jones County Center

161 West Clinton Street
Gray, GA 31032

Department of Corrections

(Multiple sites)
300 Patrol Road
Forsyth, GA 31029

Monroe County Center

433 Hwy 41, South
Forsyth, GA 31029

High School Dual Enrollment (Multiple Sites)

Programs of Study

Aerospace, Trade & Industry

Air Conditioning Technology	Diesel Equipment Technology
Aircraft Structural Technology	Drafting
Automotive Collision Repair	Electrical Systems Technology
Automotive Fundamentals	Electronics Technology
Aviation Maintenance	Engineering Technology
Cabinetmaking	Industrial Systems Technology
Carpentry	Machine Tool Technology
Commercial Truck Driving	Metrology
Construction Management Technology	Welding and Joining Technology

Business & Computer Technologies

Accounting	Information Technology Professional
Banking and Finance	Logistics Management
Business Technology	Marketing
Business Management	Networking Specialist
Computer Programming	Sports and Fitness Management
Computer Support Specialist	Web Site Design/Development
Design and Media Production	
Hospitality	

Health Sciences

Biotechnology	Paramedicine
Cardiovascular Technology	Pharmacy Technology
Clinical Laboratory Technology	Physical Therapist Assistant
Dental Assisting	Polysomnography Technology
Dental Hygiene	Radiologic Technology
Hemodialysis Technology	Surgical Technology
Medical Assisting	Veterinary Technology
Nursing	
Orthopedic Technology	

Public Safety & Professional Studies

Barbering	Early Childhood Care & Education
Cosmetology	Environmental Horticulture
Culinary	Hotel/Restaurant/Tourism Management
Criminal Justice Technology	Paralegal Studies

General Studies

Early College Essentials	Technical Specialist
General Studies	Technical Studies
Interdisciplinary Studies	

Accreditation

Central Georgia Technical College is accredited by the Southern Association of Colleges and Schools Commission on Colleges to award associate degrees, diplomas, and technical certificates of credit. Questions about the accreditation of Central Georgia Technical College may be directed in writing to the Southern Association of Colleges and Schools Commission on Colleges at 1866 Southern Lane, Decatur, Georgia 30033-4097 by calling (404) 679-4500, or by using information available on SACSCOC's website at <https://www.sacscoc.org/>

Statement of Accreditation:

Central Georgia Technical College is accredited by the Southern Association of Colleges and Schools Commission on Colleges to award associate degrees, diplomas, and technical certificates of credit. Contact the Commission on Colleges at 1866 Southern Lane, Decatur, Georgia 30033-4097 or call 404-679-4500 for questions about the accreditation of Central Georgia Technical College.

CGTC Programs Accredited, Certified, or Approved by External Agencies (Table 1)

ACCREDITED PROGRAMS	
Associate of Science in Nursing	Accreditation Commission for Education in Nursing (ACEN)
Automotive Technology	Automotive Service Excellence (ASE) Education Foundation
Cardiovascular Technology and Adult Echocardiography	Commission on Accreditation of Allied Health Education Programs (CAAHEP) upon the recommendation of the Joint Review Committee on Education in Cardiovascular Technology (JRC-CVT)
Carpentry and Construction Management	National Center for Construction Education and Research (NCCER)
Clinical Laboratory Technology	National Accrediting Agency for Clinical Laboratory Sciences (NAACLS)
Dental Hygiene	Commission on Dental Accreditation (CODA)
Electrical Systems Technology	National Center for Construction Education and Research (NCCER)
Paramedic	Commission on Accreditation of Allied Health Education Programs (CAAHEP) upon the recommendation of the Committee on Accreditation of Educational Programs for the Emergency Medical Services Professions (CoAEMSP)
Pharmacy Technology	American Society of Health-System Pharmacists
Physical Therapist Assistant	Commission on Accreditation in Physical Therapy Education (CAPTE)
Polysomnography	Commission on Accreditation of Allied Health Education Programs (CAAHEP) upon the recommendation of the Committee on Accreditation for Polysomnographic Technologist Education (CoA PSG)
Practical Nursing	Accreditation Commission for Education in Nursing (ACEN)
Radiologic Technology	Joint Review Committee on Education in Radiologic Technology (JRCERT)
Surgical Technology	Commission on Accreditation of Allied Health Education Programs (CAAHEP) upon the recommendation of Accreditation Review Council on Education in Surgical Technology and Surgical Assisting (ARC/STSA).
CERTIFIED PROGRAMS	
Aviation Maintenance Technology	Federal Aviation Administration (FAA)
APPROVED PROGRAMS	
Associate of Science in Nursing	Georgia Board of Nursing
Barbering	Georgia State Board of Cosmetology and Barbers
Commercial Truck Driving	Georgia Department of Driver Services (DDS)
Computer Information Systems	CISCO Systems CNAP Program
Cosmetology	Georgia State Board of Cosmetology and Barbers
Early Childhood Care and Education (Associate Degree with a Paraprofessional Specialization)	Georgia Professional Standards Commission
EMT & Paramedic Technology programs	Georgia Department of Public Health, Office of EMS
Hemodialysis	Board of Nephrology Examiners Nursing and Technology (BONENT)
Certified Nurse Aide	Alliant Georgia Medical Care Foundation (GMCF)
Phlebotomy	American Society of Phlebotomy Technicians (ASPT)
Practical Nursing	Georgia Board of Nursing

CGTC Quality Initiatives

Quality Enhancement Plan (QEP)

CGTC's Quality Enhancement Plan is designed to improve the environment surrounding student learning for at-risk students (those who are first-time, first-generation, and/or academically challenged) by implementing a three-pronged intervention strategy:

- A purposeful advising approach (ALFAA: The Five-Step Advisement Process);
- Academic support, including a college readiness course (COLL 1500); and
- Student support services, including an early alert system (TEAMS).

REACH

The Raising Expectations of Achievement (REACH) student organization is tailored towards CGTC students that are underserved. While REACH session activities are open to all student demographics, this initiative primarily targets male students of color. The organization makes available faculty and staff mentor volunteers who build relationships with the students and provide guidance for them throughout their college experience. Students participate in cultural, social, and educational activities. A student leadership component is embedded to allow participants to strive to reach their fullest potential and engage in community service and servant leadership opportunities. Students and mentors also attend bi-weekly sessions covering topics such as professional image, self-confidence, health and wellness, study skills, time and money management, effective speech, goal setting and financial literacy.

T.E.A.M.S.

The TCSG Early Alert Management System (T.E.A.M.S.) is a web-based early alert system that allows all TCSG colleges to identify at-risk students, provide individualized support, track the application of interventions, and monitor student success. The goal of TEAMS is to improve student retention and graduation rates. This goal is met by identifying at-risk students as early in the term as possible and connecting those students to college resources or interventions that can help the student be retained and succeed. Since 2015, more than 4,200 students have been alerted and received support from TEAMS personnel. Within the past year, alerted students have experienced a 13% increase in next term graduation or reenrollment.

Achieving the Dream

Achieving the Dream is a network of community colleges across the United States committed to helping their students, particularly low-income students and students of color, achieve their goals for academic success, personal growth, and economic opportunity. As an ATD Institution, CGTC develops and implements research-based policies and practices based on qualitative analysis of its institutional strengths, problem areas, and achievement gaps with a focus on student success and equity. During AY2020, 6,497 students of color enrolled in credit classes at CGTC, representing 57% of the student population. Retention rates increased from 69.9% to 72.3% and graduation rates increased from 80.8% to 82.9% in AY2020.

Complete College Georgia

Complete College Georgia, a joint effort between the University System of Georgia and the Technical College System of Georgia, has as its central goal increasing the percentage of Georgians with post-secondary credentials to 60 percent by 2025. This ambitious objective would help Georgia residents and place the state at a competitive position nationally and globally. In order to reach this goal, CGTC has identified annual targets for graduates. During FY2020, CGTC produced 2,055 total CCG graduates, exceeding the annual goal of 1,811 by 13.5%.

Success Indicators

CGTC's Strategic Plan defines priorities of the College and provides a framework for allocating resources towards the main components of its mission: technical education, adult education, and economic development. The Strategic Plan also identifies indicators of success to serve as measurable, annual goals for the Institution.

Assessing Institutional Outcomes - FY2020 (Table 2)

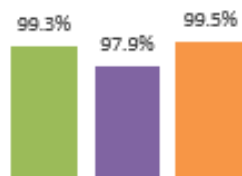
OUTCOMES	RESULTS
1. PLACEMENT: 80% of program completers will either be placed in field, a related field, military service, or continue their education.	Met: 99.5%
2. LICENSURE EXAM: 85% of students taking a required licensure examination will pass.	Met: 86%
3. RETENTION: 60% of first-time CGTC students enrolled fall semester will either graduate by the end of the following fiscal year or will still be enrolled during the following fiscal year.	Met: 72.3%
4. GRADUATION: 65% of students seeking a degree, diploma, or certificate will successfully receive a degree, diploma, or certificate.	Met: 82.9%
5. ACADEMIC ATTAINMENT: 70% of students enrolling in General Education courses will successfully complete the course.	Met: 81%
6. OCCUPATIONAL ATTAINMENT: 80% of students enrolling in occupational courses will successfully complete the course.	Met: 89%
7. WORK ETHICS: 90% of all work ethic grades received meet or exceed expectations.	Met: 90%
8. ADULT EDUCATION (basic skills): Meet or exceed the established local, state and federal benchmarks. <ul style="list-style-type: none"> Enrollment in ABE/CCP/ESL – 2,156 Measurable Skill Gains in ABE/CCP/ESL – 1,156 High School Equivalency Conversion Rate – 32.3% High School Equivalency Graduates – 172 	Not Met: 1,630 Not Met: 762 Not Met: 32.1% Not Met: 118
9. ECONOMIC DEVELOPMENT: Meet or exceed the established annual benchmark of 304 companies trained.	Not Met: 245
10. ECONOMIC DEVELOPMENT: Meet or exceed the established annual benchmark of 1,000,000 trainee contact hours.	Met: 2,879,710
11. LEARNING SUPPORT: Successful completers of learning support courses will demonstrate academic attainment comparable to program-ready students in Math and English (within 10 points). (Program Ready Math = 75.2%, Program Ready English = 78.3%)	Met: English 68.3% Math 75.3%
12. GRADUATE PREPAREDNESS: Graduates of degree and diploma programs will demonstrate workplace readiness skills as evidenced by attainment of an appropriate Georgia WorkReady Certificate Goal: Graphic Literacy: 4.13; Applied Mathematics: 3.86; Workplace Documents: 4.08	Met: Graphic Literacy 4.62 Applied Mathematics 4.20 Workplace Documents 4.65

Success Indicators Trend Data

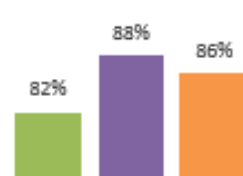
Legend: 2018 2019 2020

Trend Data

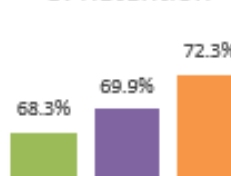
1. Placement



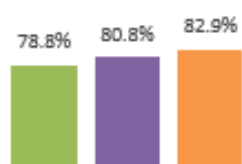
2. Licensure Exam



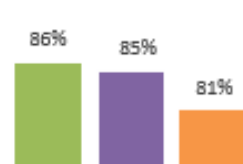
3. Retention



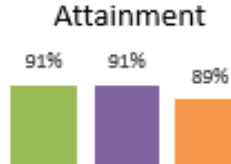
4. Graduation



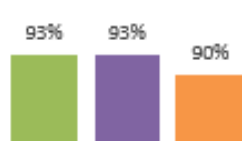
5. Academic Attainment



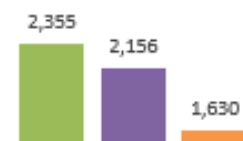
6. Occupational Attainment



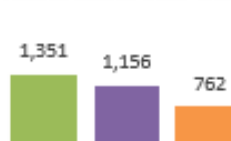
7. Work Ethics



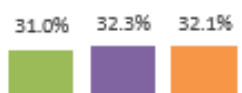
8. Adult Education - Enrollment



8. Adult Education - Measureable Skill Gains



8. Adult Education - High School Equivalency Conversion Rate



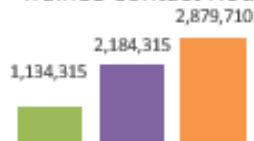
8. Adult Education - High School Equivalency Graduates



9. Economic Dev. - Companies Trained



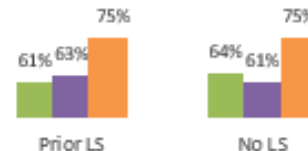
10. Economic Dev. - Trainee Contact Hours



11. Learning Support - English



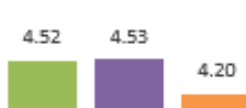
11. Learning Support - Math



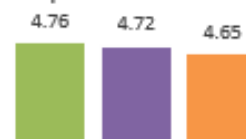
12. Grad. Preparedness - Graphic Literacy



12. Grad. Preparedness - Applied Mathematics



12. Grad. Preparedness - Workplace Documents



Placement Rate

Unduplicated Graduates and Placement (Table 3)

Reporting Year AY2020 based on AY2019 Graduates

Central Georgia Technical College	Unduplicated Graduates
AY2019 Unduplicated Graduates	4,194
Employed in field	1,039
Military	9
Employed in related field	125
Employed in unrelated field	162
Employed in field and continuing education	480
Employed in related field and continuing education	96
Employed in unrelated field and continuing education	53
Continuing education	1,123
Not employed	15
Unavailable for employment	869
Status unknown	223
PLACED IN FIELD	81.39%
TOTAL PLACEMENT	99.52%

Source: TCSG Data Center Report TEC0108 as of 10/19/2020



Placement in Field AY2016-2020 (Table 4)

Graduation Year	Placed in Field Rate	Total Placement Rate
AY2020	TBD	TBD
AY2019	81.4%	99.5%
AY2018	84.4%	97.9%
AY2017	82.4%	99.3%
AY2016	90.6%	98.8%

Source: TCSG Data Center Report #TEC0108 date as of 10/19/2020

Note: Unduplicated graduates, and their latest placement record for the fiscal year, are used to calculate both rates.

Licensure Pass Rate by Program

Licensure/Certification Exam Pass Rates FY2016-2020 (Table 5)

NAME OF PROGRAM	FY16 PASS RATE	FY17 PASS RATE	FY18 PASS RATE	FY19 PASS RATE	FY20 PASS RATE
Associate of Science Degree in Nursing	N/A	N/A	76%	83%	89%
Aviation Mechanic General	86%	100%	100%	100%	91%
Aviation Mechanic Airframe	100%	100%	0%	100%	89%
Aviation Mechanic Powerplant	75%	83%	100%	100%	100%
Barbering (license) Macon	100%	100%	33%	86%	67%
Barbering (license) Warner Robins	100%	100%	33%	67%	60%
Barbering (license) Milledgeville	N/A	0%	100%	N/A	100%
Cardiovascular Technology (licensure)	90%	83%	75%	40%	40%
Clinical Laboratory Technology (licensure)	67%	73%	67%	75%	100%
Commercial Truck Driving	92%	87%	72%	84%	85%
Computer Information Systems (certification)	100%	100%	100%	63%	60%
Cosmetology Macon (licensure)	100%	100%	89%	88%	80%
Cosmetology Milledgeville (licensure)	100%	100%	67%	92%	83%
Cosmetology Warner Robins (licensure)	100%	100%	91%	87%	79%
Dental Hygiene-National Boards Macon (licensure)	85%	70%	82%	88%	86%
Dental Hygiene-Regional Clinical Boards Macon (licensure)	100%	91%	100%	100%	94%
Dental Hygiene-National Boards Warner Robins (licensure)	93%	100%	100%	93%	100%
Dental Hygiene-Regional Clinical Boards WR (licensure)	88%	100%	92%	100%	100%
Echocardiography	N/A	N/A	100%	71%	33%
Emergency Medical Responder (EMR) (dual enrollment)	N/A	13%	N/A	N/A	N/A
Advanced Emergency Medical Technician (AEMT)	63%	64%	51%	63%	83%
Emergency Medical Technician (EMT)	50%	72%	80%	88%	60%
Paramedicine	54%	76%	73%	60%	82%
Hemodialysis Patient Care Specialist (certification)	100%	100%	100%	100%	100%
Medical Assisting Macon (certification)	86%	77%	91%	86%	73%
Medical Assisting Milledgeville (certification)	100%	100%	90%	N/A	N/A
Medical Assisting Warner Robins (certification)	100%	63%	N/A	83%	N/A
Patient Care Assisting-All Locations (certification)	74%	86%	89%	86%	98%
Pharmacy Technology (certification)	100%	100%	75%	100%	100%
Polysomnography	N/A	N/A	N/A	100%	N/A
Practical Nursing (all programs)	85%	91%	90%	100%	97%
Radiologic Technology Macon (licensure)	94%	94%	83%	88%	88%
Radiologic Technology Warner Robins (licensure)	100%	100%	93%	100%	64%
Surgical Technology Macon and Warner Robins (certification)	71%	94%	62%	64%	72%
Annual Pass Rate	86%	86%	82%	88%	86%

Source: Compiled by CGTC Academic Affairs

Notes: Each program adheres to the guidelines of the respective program agency for calculating the pass rate.

Retention Rates

CGTC Retention Rates for AY2019 and AY2020 (Table 6)

Fall 201912 - Beginning Cohort	1,611
Graduated from this same college from 201912 to 202016	787
Graduated from a different TCSG college from 201912 to 202016	4
Graduated from a USG college from 201912 to 202016	1
Graduated from a NSC college from 201912 to 202016	0
Enrolled at the same college during AY2020	290
Enrolled at a different TCSG college during AY2020	14
Enrolled at a USG institution during AY2020	44
Enrolled at a NSC institution during AY2020	25
AY2020 Total Retained	1,165
AY2020 Percent Retained	72.3%
Fall 201812 - Beginning Cohort	1,412
Graduated from this same college from 201812 to 201916	684
Graduated from a different TCSG college from 201812 to 201916	2
Graduated from a USG college from 201812 to 201916	0
Graduated from a NSC college from 201812 to 201916	1
Enrolled at the same college during AY2019	224
Enrolled at a different TCSG college during AY2019	11
Enrolled at a USG institution during AY2019	35
Enrolled at a NSC institution during AY2019	30
AY2019 Total Retained	987
AY2019 Percent Retained	69.9%

Source: TCSG Data Center Report TEC0200 as of 10/25/2020

Note: Beginning AY2018, TCSG's retention rate calculations include data from the National Student Clearinghouse (NSC). Prior to 2018, only TCSG and USG data were available.



Graduation Rates

CGTC Graduation Rates AY2016-2020 (Table 7)

Academic Year	Graduates (duplicated)	Non-Graduate Leavers	Graduates Plus Non-Grad Leavers	Graduation Rate
AY2020	7,199	1,482	8,681	82.9%
AY2019	7,115	1,696	8,811	80.8%
AY2018	6,455	1,741	8,196	78.8%
AY2017	6,081	2,135	8,216	73.9%
AY2016	5,779	2,632	8,411	68.7%

Source: TCSG Data Center Report TEC3111 as of 10/19/2020

Attainment Achievements

Academic Attainment AY2016-2020 (Table 8)

Academic Year	Percent of Students Successfully Completing General Education Courses
AY2020	81%
AY2019	85%
AY2018	86%
AY2017	85%
AY2016	83%

Source: CGTC iNet Report #297 *Academic Attainment* as of 9/23/2020

Occupational Attainment AY2016-2020 (Table 9)

Academic Year	Percent of Students Successfully Completing Occupational Courses
AY2020	89%
AY2019	91%
AY2018	91%
AY2017	89%
AY2016	89%

Source: CGTC iNet Report #297 *Occupational Attainment* as of 9/23/2020

Work Ethics AY2016-2020 (Table 10)

Academic Year	Percent of Students Meeting or Exceeding Work Ethics Standard
AY2020	90%
AY2019	93%
AY2018	93%
AY2017	92%
AY2016	93%

Source: CGTC iNet Report #134 *Work Ethics by Subject* as of 9/23/2020

Adult Education

Adult Education GED Graduates by County FY2020 (Table 11)

County	Students & Walk-ins	Prisons	Youth Challenge	Total GED Graduates
Baldwin	18	51	35	104
Bibb	67	10	0	77
Crawford	2	0	0	2
Dooly	0	29	0	29
Houston	84	23	0	107
Jones	8	0	0	8
Monroe	5	49	0	54
Peach	20	0	0	20
Pulaski	4	34	0	38
Putnam	4	0	0	4
Twiggs	2	0	0	2
Other counties	19	0	0	19
Total	233	196	35	464

Source: GED Navigator as of 10/15/2020

Adult Education High School Equivalency Conversion Rate AY2020 (Table 12)

Academic Year	Percent of GED and high school equivalency graduates who enrolled in any TCSG college
AY2020	32.1%
AY2019	32.3%
AY2018	31.0%

Source: TCSG Benchmark Summary #MEB0199 as of 11/19/2019

Adult Education Measurable Skill Gains AY2018-2020 (Table 13)

Measurable Skill Gains	AY2018	AY2019	AY2020
Adult Basic Education	1,005	829	615
Adult Secondary Education	127	82	1
English as a Second Language	209	231	146

Source: TCSG Benchmark Summary #MEB0199 as of 11/19/2019

Economic Development

CGTC's Office of Economic Development serves Georgia's new, expanding, and existing industries by developing customized solutions and training to meet the challenges facing Georgia's businesses. The Office of Economic Development is also home to the **CGTC Regional Safety Training Center** which delivers OSHA health and safety training to small businesses and targeted employees working in the construction, manufacturing, transportation, and warehousing industries throughout central Georgia.

Economic Development Customized Contract Training AY2016-2020 (Table 14)

Academic Year	Companies Trained	Trainee Contact Hours
AY2020	245	2,879,710
AY2019	313	2,184,315
AY2018*	309	1,134,315
AY2017	334	1,319,499
AY2016	264	1,208,366

Source: TCSG Scorecard All Metrics by College MES0199 as of 10/07/2020

Note: In 2018, TCSG revised the definition of customized contract training.



**FORKLIFT
TRAINING**



**HAZARD
COMMUNICATION**



**PROTECTIVE
EQUIPMENT**



**FALL
PROTECTION**

LEARNING SUPPORT

Average Student Scores with Learning Support AY2016-2020 (Table 15)

Academic Year	English Learning Support Scores	English Program Ready Scores		Math Learning Support Scores	Math Program Ready Scores
AY2020	68%	78%		75%	75%
AY2019	66%	73%		63%	61%
AY2018	63%	73%		61%	64%
AY2017	66%	69%		64%	65%
AY2016	61%	62%		63%	63%

Source: CGTC iNet Report #299 *Learning Support Classes* as of 8/11/2020

GRADUATE PREPAREDNESS

CGTC Average Georgia Work Ready Certificate Scores AY2016-2020 (Table 16)

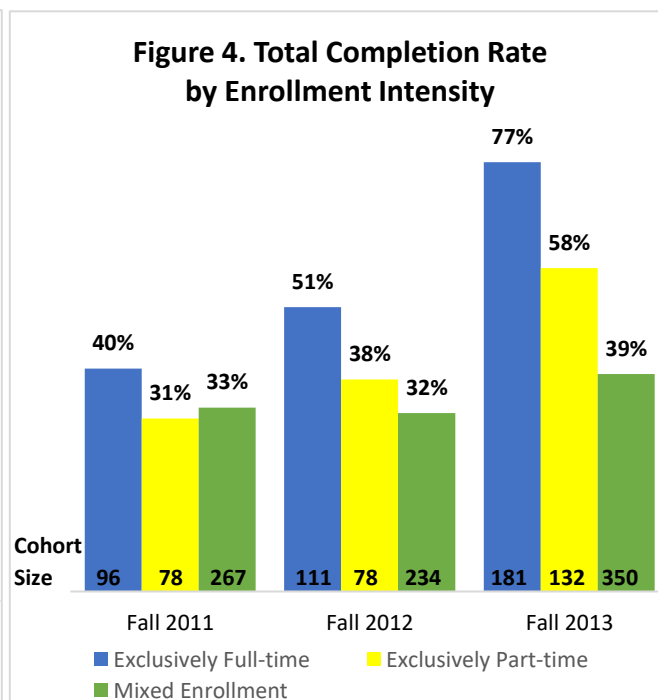
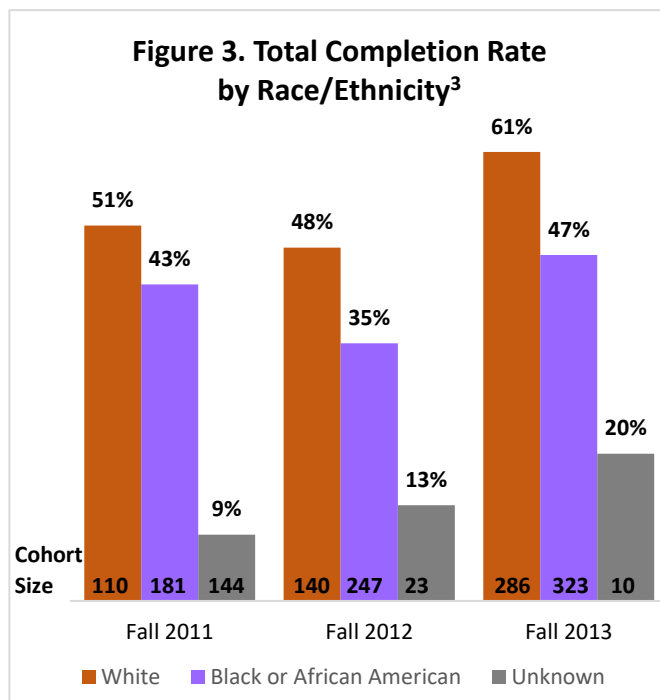
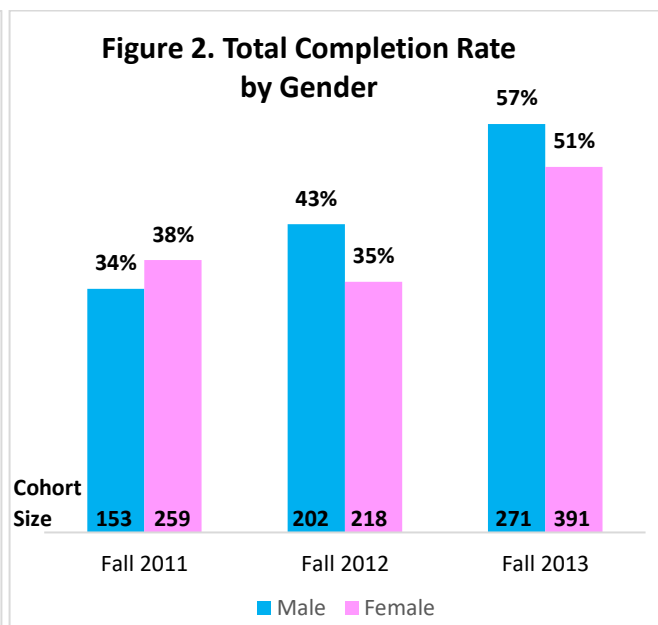
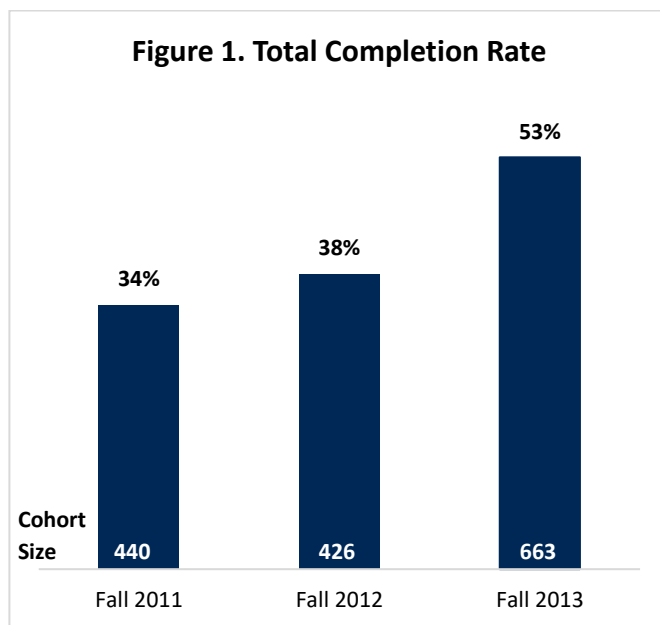
Academic Year	Workplace Documents (Goal: 4.08)	Applied Mathematics (Goal: 3.86)	Graphic Literacy (Goal: 4.13)
AY2020	4.62	4.20	4.65
AY2019	5.13	4.53	4.72
AY2018	5.11	4.52	4.76
AY2017	5.30	4.67	4.18
AY2016	5.17	4.55	4.02

Source: CGTC iNet Report #298 *Work Ready Scores* as of 12/30/2020



Student Completion Indicator

CGTC uses the National Student Clearinghouse (NSC) Total Completion Rate as the Student Completion Indicator. The NSC Total Completion Rate is based on the six-year outcomes for all students who started at CGTC¹ (first-time-in-college) in the Fall Term² cohort.



Notes: The cohort of first-time students was revised starting with the 2011 cohort to exclude current dual enrollment students from the dataset and identification of prior enrollments was revised from four-years to all-years.

1 – The Fall term cohorts were generated from pre-merger enrollment data.

2 – CGTC transitioned academic terms from quarters to semesters effective Fall 2012.

3 – Only Race/ Ethnicity categories with at least 10 students in the cohort are included.

Source: NSC Research Center, StudentTrackerSM Postsecondary Completions: Institutional Benchmark Report

CGTC Facts & Trends

Comparison of Highest Ranking TCSG Colleges

Graduates and Awards

Unduplicated Graduates AY2020 Compared to Previous Year AY2019 (Table 17)

Institution	AY2019	AY2020	Number Change	Percent Change
Central Georgia	4,194	3,900	-294	-7.0%
Chattahoochee	3,963	3,066	-897	-22.6%
Georgia Northwestern	1,735	1,631	-104	-6.0%
Gwinnett	2,180	2,264	84	3.9%
Southern Crescent	2,622	2,301	-321	-12.2%
West Georgia	2,126	1,889	-237	-11.1%

Source: TCSG Data Center Report #TES0263 as of 10/19/2020

Awards Conferred AY2020 Compared to Previous Year AY2019 (Table 18)

Institution	AY2019	AY2020	Number Change	Percent Change
Central Georgia	6,850	6,213	-637	-9.3%
Chattahoochee	6,413	5,476	-937	-14.6%
Georgia Northwestern	3,966	4,093	127	3.2%
Gwinnett	4,008	4,116	108	2.7%
Southern Crescent	4,245	3,838	-407	-9.6%
West Georgia	3,004	2,677	-327	-10.9%

Source: TCSG Data Center Report #TES0263 as of 10/19/2020

Note: One graduate may receive multiple awards

Graduates and Types of Awards Conferred AY2020 (Table 19)

Institution	Total Graduates (Unduplicated)	Technical Certificates of Credit	Diplomas	Associate Degrees	Total Awards Conferred
Central Georgia	3,900	4,693	597	923	6,213
Chattahoochee	3,066	4,250	529	697	5,476
Georgia Northwestern	1,631	2,993	621	479	4,093
Gwinnett	2,264	2,736	633	747	4,116
Southern Crescent	2,301	2,971	467	400	3,838
West Georgia	1,889	2,131	196	350	2,677

Source: TCSG Data Center Report #TES0263 as of 10/19/2020

Note: One graduate may receive multiple awards

Credit Enrollment, Credit Hours, and FTE

Total Credit Enrollment AY2016-2020 (Table 20)

Institution	AY2016	AY2017	AY2018	AY2019	AY2020
Central Georgia	11,514	11,429	11,973	12,048	11,459
Chattahoochee	14,334	14,642	14,709	14,943	14,696
Georgia Northwestern	7,956	7,750	7,499	7,730	8,591
Gwinnett	10,071	11,147	12,102	12,468	12,721
Southern Crescent	6,578	6,527	6,657	7,139	7,647
West Georgia	9,155	9,525	9,536	10,112	9,949

Source: TCSG End of Year Enrollment Report # TES2022 as of 8/21/2020

Total Credit Hours of Instruction AY2016-2020 (Table 21)

Institution	AY2016	AY2017	AY2018	AY2019	AY2020
Central Georgia	173,575	165,950	169,040	167,438	159,163
Chattahoochee	192,813	191,472	192,556	195,057	197,246
Georgia Northwestern	118,860	115,043	110,421	113,697	127,395
Gwinnett	138,633	148,895	161,020	168,945	175,186
Southern Crescent	97,992	94,316	100,368	102,380	107,993
West Georgia	133,189	136,018	129,791	135,934	131,819

Source: TCSG End of Year Enrollment Report # TES2022 as of 8/21/2020

Full-Time Equivalent (FTE) AY2016-2020 (Table 22)

Institution	AY2016	AY2017	AY2018	AY2019	AY2020
Central Georgia	5,785	5,531	5,634	5,581	5,305
Chattahoochee	6,427	6,382	6,418	6,501	6,574
Georgia Northwestern	3,962	3,834	3,618	3,789	4,246
Gwinnett	4,621	4,963	5,367	5,631	5,839
Southern Crescent	3,266	3,143	3,345	3,412	3,599
West Georgia	4,439	4,533	4,326	4,531	4,393

Source: TCSG End of Year Enrollment Report # TES2022 as of 8/21/2020

Enrollment

Credit Enrollment by Gender AY2016-2020 (Table 23)

Academic Year	Total Enrollment	Male	Percent Male	Female	Percent Female
AY2020	11,459	4,189	36.6%	7,270	63.4%
AY2019	12,048	4,413	36.6%	7,635	63.4%
AY2018	11,973	4,363	36%	7,610	64%
AY2017	11,429	4,147	36%	7,282	64%
AY2016	11,514	4,332	38%	7,182	62%

Source: TCSG End of Year Enrollment Report # TES2022 as of 8/21/2020

Credit Enrollment by Race/Ethnicity AY2016-2020 (Table 24)

Academic Year	Native American	Asian	Black or African American	Hispanic or Latino	Native Hawaiian	Two or more races	Unknown	White
AY2020	34	122	5,608	484	7	242	39	4,923
AY2019	25	131	5,867	454	11	218	59	5,283
AY2018	24	127	5,947	410	8	190	68	5,199
AY2017	32	134	5,757	364	8	159	66	4,909
AY2016	35	121	5,914	371	7	130	108	4,828

Source: TCSG End of Year Enrollment Report Post # TES2022 as of 8/21/2020

Credit Enrollment by Age Group AY2016-2020 (Table 25)

Academic Year	Under 21	21-25	26-30	31-35	36-40	Over 40
AY2020	4,902	2,101	1,391	970	716	1,379
AY2019	4,681	2,168	1,607	1,130	877	1,585
AY2018	4,213	2,340	1,683	1,210	873	1,654
AY2017	3,555	2,449	1,676	1,162	873	1,714
AY2016	3,385	2,488	1,691	1,308	908	1,735

Source: TCSG End of Year Enrollment Report # TES2022 as of 8/21/2020

Credit Enrollment by Educational Level AY2016-2020 (Table 26)

Academic Year	Less than 12	GED	High School	1-3 Years Postsecondary	Bachelor Degree	Greater than Bachelor Degree
AY2020	2,983	1,397	5,356	1,444	237	42
AY2019	2,761	1,818	5,418	1,748	258	45
AY2018	2,257	1,976	5,489	1,956	234	61
AY2017	1,511	2,033	5,773	1,881	187	44
AY2016	1,233	1,870	5,813	2,380	178	40

Source: TCSG End of Year Enrollment Report # TES2022 as of 8/21/2020

Credit Enrollment by Special Populations* AY2017-2020 (Table 27)

Academic Year	Economically Disadvantaged	Disabled	Non-Traditional	English Learners	Out-of-Workforce Individuals	Single Parents	Total Unduplicated Special Pops
AY2020	5,269	465	1,074	49	208	856	6,100
AY2019	5,620	607	1,051	48	475	1,030	6,691
AY2018	5,815	737	1,040	40	732	1,086	7,124
AY2017	6,100	705	1,031	53	673	1,090	7,296

Source: TCSG End of Year Enrollment Report # TES2022 as of 8/21/2020

*Special Populations categories align with Perkins V. Prior year data has been updated to reflect new categories.

Credit Enrollment by Award Level and Semester AY2020 (Table 28)

Semester	Technical Certificates of Credit	Diploma	Associate	Total Count (Unduplicated)	Not in Award	Total Enrolled (Unduplicated)
2020-16	1,111	967	1,817	3,741	8	3,749
2020-14	3,148	1,953	2,876	7,741	1	7,742
2020-12	3,310	2,178	2,987	8,244	0	8,244

Source: TCSG Data Center Report # TES0698 as of 8/5/2020 (Fall/Spring) and 8/31/2020 (Summer)

Credit Enrollment in General Education AY2016-2020 (Table 29)

Academic Year	English	Math	Science	Social Science	Total Duplicated General Ed	Total Unduplicated General Ed
AY2020	3,507	3,484	1,588	4,116	12,695	6,689
AY2019	3,666	3,454	1,308	4,083	12,511	6,824
AY2018	3,611	3,484	1,239	3,932	12,266	6,609
AY2017	3,329	3,350	1,069	3,396	11,144	6,063
AY2016	2,997	2,906	742	3,349	9,994	5,676

Source: TCSG Data Center; Report # TES0321 as of 8/31/2020

Credit Enrollment in Learning Support AY2016-2020 (Table 30)

Academic Year	Math	English & Reading	Total Duplicated Learning Support	Total Unduplicated Learning Support
AY2020	443	137	580	519
AY2019	752	304	1,056	894
AY2018	1,134	506	1,640	1,352
AY2017	1,164	592	1,756	1,430
AY2016	1,391	709	2,100	1,696

Source: TCSG Data Center; Report # TES0322 as of 8/31/2020

High School Enrollment**High School Enrollment AY2016-2020 (Table 31)**

Academic Year	Dual Enrolled			Joint Enrolled	High School Count (Unduplicated)	High School Credit Hours
	MOWR	ADP	Dual Enrolled (Unduplicated)			
AY2020	2,761	46	2,777	1	2,778	29,490
AY2019	2,398	4	2,410	0	2,410	24,396
AY2018	1,974	2	1,980	3	1,983	19,751
AY2017	1,350	2	1,380	1	1,381	13,536
AY2016	1,162	0	1,197	4	1,199	12,345

Source: TCSG HS Students by Campus report #TEC0104 as of 8/31/2020

Note: MOWR – Move on When Ready, ADP – Alternative Diploma Path

Accelerated Opportunity

Enrollment in Accelerated Opportunity AY2016-2020 (Table 32)

Academic Year	Fall	Spring	Summer
AY2020	40	30	4
AY2019	92	62	12
AY2018	45	56	29
AY2017	35	11	6
AY2016	31	36	17

Source: CGTC iNet Report #374 *Accelerated Opportunity Enrollment* as of 9/8/2020

Online Enrollment

Online Enrollment AY2016-2020 (Table 33)

Academic Year	Online Count	Online Percentage
AY2020	7,492	65.4%
AY2019	7,127	59.2%
AY2018	6,703	56.0%
AY2017	6,090	53.3%
AY2016	6,002	52.1%

Source: TCSG College Snapshot; TEC0185 as of 8/31/2020

NOTE: Unduplicated count of students enrolled in at least one online course

Online Course Count, Hours, and Online Only Enrollment by Semester (Table 34)

Semester	Total Online Course Count	Total Online Course Hours	Online Only Student Count
2020-16	7,596	22,098	3,161
2020-14	4,842	14,927	2,118
2020-12	4,754	14,714	2,047
2019-16	3,728	11,449	1,824
2019-14	4,455	13,765	1,992
2019-12	4,550	14,111	1,990
2018-16	3,434	10,544	1,695
2018-14	3,875	12,093	1,757
2018-12	3,786	11,761	1,636
2017-16	3,311	10,186	1,563
2017-14	3,029	9,460	1,320
2017-12	3,375	10,519	1,406

Source: TCSG Data Center Report #TEC0160 as of 8/5/2020 (Fall/Spring) and 8/31/2020 (Summer)

Summary of Enrollment, Graduates & Awards Conferred by Award Level AY2016-2020 (Table 35)

Academic Year	Unduplicated Enrollment	Total Graduates (unduplicated)	Technical Certificates of Credit	Diplomas	Associate Degrees	Total Awards Conferred
AY2020	11,459	3,900	4,693	597	923	6,213
AY2019	12,048	4,194	5,315	735	800	6,850
AY2018	11,973	3,690	4,719	705	660	6,084
AY2017	11,429	3,474	4,587	775	650	6,012
AY2016	11,514	3,205	4,189	948	620	5,757

Source: TCSG Data Center Report #TEC0185 as of 10/19/2020

Financial Aid

Financial Aid Recipients AY2016-2020 (Table 36)

Academic Year	Total College Enrollment	Total Unduplicated Financial Aid Recipients	HOPE Grant or Scholarship	PELL	WIOA	Veterans Administration	Local Scholarship
AY2020	11,459	6,020	3,074	4,557	115	460	0
AY2019	12,048	6,451	3,367	4,984	110	452	38
AY2018	11,973	6,697	3,428	5,256	103	528	10
AY2017	11,429	7,073	4,130	5,531	86	559	15
AY2016	11,514	7,457	4,335	5,907	56	589	6

Source: TCSG End of Year Report; #TES2022 as of 8/21/2020

Full-time / Part-time Enrollment Status AY2016-2020 (Table 37)

Academic Year	Full Time	Percent of Total (Full Time)	Part Time	Percent of Total (Part Time)
AY2020	2,083	25%	6,161	75%
AY2019	2,186	27%	6,035	73%
AY2018	2,256	28%	5,790	72%
AY2017	2,380	31%	5,383	69%
AY2016	2,649	34%	5,184	66%

Source: TCSG Data Center Report #TEC0185 as of 8/31/2020

Note: Only Fall Semester 2019 is reported due to multiple status changes within an academic year.

Average Credit Hours Taken by Students by Semester AY2018-2020 (Table 38)

Semester	Academic Year	Total Credit Hours	Average Credits per Student
Summer (2020)	2020-16	26,185	7.0
Spring (2020)	2020-14	63,217	8.2
Fall (2019)	2020-12	69,761	8.5
Summer (2019)	2019-16	34,123	7.2
Spring (2019)	2019-14	63,676	8.2
Fall (2018)	2019-12	69,639	8.5
Summer (2018)	2018-16	36,568	7.3
Spring (2018)	2018-14	63,810	8.3
Fall (2017)	2018-12	68,662	8.5

Source: TCSG Data Center Report #TEC0119 as of 8/5/2020 (Fall/Spring) and 9/2/2020 (Summer)

Military Enrollment**Military Enrollment (Active, Reserve, and Dependents) AY2016-2020 (Table 39)**

Academic Year	Unduplicated Total Military Armed Forces	Unduplicated Total Dependent or Spouse	Unduplicated Total All Military
AY2020	525	268	778
AY2019	475	215	681
AY2018	568	242	800
AY2017	603	260	853
AY2016	422	92	508

Source: TCSG Data Center Report #TEC0309 as of 9/1/2020

Note: One student can be in multiple columns (for example Active Army and Spouse of Active Army). In the last column, Unduplicated Total All Military, a student is counted only once.



VECTR CENTER

Georgia VECTR (Veterans Education Career Transition Resource) Center serves as a gateway for veterans' re-entry into Georgia's public postsecondary educational systems and workforce. Through on-site partners (Georgia Department of Veterans Service, Georgia Department of Labor, Department of Veterans Affairs and United Way/Mission United) the VECTR Center provides a one-stop-shop for veterans seeking benefits, educational opportunities, employment services and links to community resources.

VECTR Center Service Totals AY2019-2020 (Table 40)

	AY2019 Service Totals	AY2020 Service Totals
Career Coaching	942	722
Community Resources	607	494
Department of Labor	261	204
Education TCSG	623	576
Education USG	231	140
Educational Financing	622	461
Entrepreneurship	1,285	1,347
Testing Center	963	1,079
United Way Mission United	299	218
Veterans Services	9,141	6,421
WIOA	100	55
VA Medical Enrollment Services	3	N/A
Other Areas	197	N/A
Total	15,074	11,917

Source: Compiled by VECTR Center, 10/30/2019 and 9/16/2020

Data by Program, County & Campus

Enrollment and Credit Hours by County of Residence AY2020 (Table 41)

County	Enrollment	Enrollment Percentage	Total Credit Hours	Credit Hours Percentage
Baldwin	732	6.3%	10,040	6.3%
Bibb	2,834	24.5%	37,053	23.3%
Crawford	176	1.5%	2,471	1.6%
Dooly	113	1.0%	1,698	1.1%
Houston	3,648	31.6%	53,169	33.4%
Jones	562	4.9%	7,586	4.8%
Monroe	287	2.5%	3,918	2.5%
Peach	587	5.1%	8,881	5.6%
Pulaski	262	2.3%	3,882	2.4%
Putnam	387	3.3%	5,089	3.2%
Twiggs	105	0.9%	1,370	0.9%
All Other GA Counties	1,684	15.4%	23,071	14.3
Out of State	82	0.7%	935	0.6%
Total	11,459		159,163	

Source: TCSG Data Center Report #TEC0122 as of 11/20/2020

Credit Enrollment by Course Campus AY2016-2020 (Table 42)

Course Campus	AY2016	AY2017	AY2018	AY2019	AY2020
Warner Robins (Main) Campus	3,653	3,901	3,839	3,726	4,299
Macon Campus	9,346	9,175	9,741	9,926	8,798
Milledgeville Campus	987	931	988	1,004	962
Crawford County Center	123	95	61	32	37
Jones County Center	14	45	168	240	0
Monroe County Center	78	112	52	48	12
Peach Co. Workforce Development Center	24	37	45	43	34
Putnam County Center	93	104	82	64	51
VECTR Center	N/A	N/A	168	131	206

Source: TCSG Data Center Report #TEC0119 as of 9/8/2020

Note: Students who took courses at more than one campus will appear in each campus section.

Total Credit Hours by Course Campus AY2016-2020 (Table 43)

Course Campus	AY2016	AY2017	AY2018	AY2019	AY2020
Warner Robins (Main) Campus	43,902	49,149	43,537	41,595	44,289
Macon Campus	115,873	107,375	111,155	111,513	103,053
Milledgeville Campus	11,437	9,868	10,063	9,389	8,570
Crawford County Center	955	614	345	199	272
Jones County Center	42	156	1,009	2,114	0
Monroe County Center	559	918	355	273	51
Peach Co. Workforce Development Center	146	200	330	389	198
Putnam County Center	661	670	503	471	371
VECTR Center	N/A	N/A	1,743	1,495	2,359

Source: TCSG Data Center Report #TEC0119 as of 9/8/2020

Note: Students who took courses at more than one campus will appear in each campus section.

FTE by Course Campus AY2016-2020 (Table 44)

Course Campus	AY2016	AY2017	AY2018	AY2019	AY2020
Warner Robins (Main) Campus	1,463	1,538	1,451	1,386	1,476
Macon Campus	3,862	3,579	3,705	3,717	3,435
Milledgeville Campus	381	328	335	312	285
Crawford County Center	31	20	11	6	9
Jones County Center	1	5	33	70	0
Monroe County Center	18	30	11	9	1
Peach Co. Workforce Development Center	4	6	11	12	6
Putnam County Center	22	22	16	15	12
VECTR Center	N/A	N/A	58	49	78

Source: TCSG Data Center Report # TEC0119 as of 9/8/2020

Note: Students who took courses at more than one campus will appear in each campus section.

Non-Traditional Program Enrollment by Home Campus AY2016-2020 (Table 45)

Home Campus	AY2016	AY2017	AY2018	AY2019	AY2020
Warner Robins All Students in Non-Traditional Programs*	4,389	4,404	4,163	3,278	3,579
Warner Robins Non-Traditional Students	1,103	1,015	1,116	560	627
Warner Robins Percent Non-Trad Students	25.1%	23.0%	26.8%	17.1%	17.5%
Macon All Students in Non-Traditional Programs*	4,151	3,841	3,293	2,883	2,707
Macon Non-Traditional Students	551	531	473	415	388
Macon Percent Non-Trad Students	13.3%	13.8%	14.4%	14.4%	14.3%
Milledgeville All Students in Non-Traditional Programs*	627	548	493	483	390
Milledgeville Non-Traditional Students	76	82	72	72	50
Milledgeville Percent Non-Trad Students	12.1%	15.0%	14.6%	14.9%	12.8%
Crawford County All Students in Non-Traditional Programs*	6	3	8	3	0
Crawford County Non-Traditional Students	0	0	1	0	0
Crawford County Percent Non-Trad Students	0%	0%	12.5%	0%	0
Putnam County All Students in Non-Traditional Programs*	19	42	46	27	30
Putnam County Non-Traditional Students	3	2	3	3	2
Putnam County Percent Non-Trad Students	15.8%	4.8%	6.5%	11.1%	6.7%
Jones County All Students in Non-Traditional Programs*	N/A	N/A	1	1	0
Jones County Non-Traditional Students	N/A	N/A	0	0	0
Jones County Percent Non-Trad Students	N/A	N/A	0%	0%	0
Peach County All Students in Non-Traditional Programs*	N/A	2	10	16	6
Peach County Non-Traditional Students	N/A	0	3	3	1
Peach County Percent Non-Trad Students	N/A	0%	30.0%	18.8%	16.7%
VECTR All Students in Non-Traditional Programs*	N/A	N/A	N/A	37	147
VECTR Non-Traditional Students	N/A	N/A	N/A	3	12
VECTR Percent Non-Trad Students	N/A	N/A	N/A	8.1%	8.2%
Total Enrolled in Nontraditional Programs	9,102	8,756	7,959	6,652	6,764
Total Non-Traditional Students	1,728	1,625	1,665	1,051	1,072
Percent Non-Traditional Students	19.0%	18.6%	20.9%	15.8%	15.8%

Source: TCSG Data Center Report #TEC0140 as of 9/8/2020

**Note: Total shown is not the total credit enrollment for the location - the total includes only enrollment in PAS Program Areas coded as nontraditional for one gender.*

Credit Hours and FTE by Home Campus and Semester AY2020

Fall Semester 2019 (Term 2020-12) (Table 46)

Home Campus	Total Enrollment	Total Credit Hours	Total FTE
Warner Robins (Main) Campus	4,326	37,115	2,474
Macon Campus	3,470	28,321	1,888
Milledgeville Campus	341	3,072	204
Crawford County Center	1	6	0
Peach County Workforce Dev Center	4	36	2
Putnam County Center	28	249	16
VECTR Center	74	962	64
Total (unduplicated)	8,244	69,761	4,650

Source: TCSG Data Center Report #TEC0127 as of 8/5/2020

Spring Semester 2020 (Term 2020-14) (Table 47)

Home Campus	Total Enrollment	Total Credit Hours	Total FTE
Warner Robins (Main) Campus	3,880	32,207	2,147
Macon Campus	3,471	27,241	1,816
Milledgeville Campus	310	2,701	180
Crawford County Center	1	3	0
Peach County Workforce Dev Center	2	26	1
Putnam County Center	20	137	9
VECTR Center	58	902	60
Total (unduplicated)	7,742	63,217	4,214

Source: TCSG Data Center Report ##TEC0127 as of 8/5/2020

Summer Semester 2020 (Term 2020-16) (Table 48)

Home Campus	Total Enrollment	Total Credit Hours	Total FTE
Warner Robins (Main) Campus	1,969	13,746	916
Macon Campus	1,615	11,089	739
Milledgeville Campus	126	968	64
Crawford County Center	0	0	0
Monroe County Center	1	6	0
Peach County Workforce Dev Center	1	9	0
Putnam County Center	9	39	2
VECTR Center	28	328	21
Total (unduplicated)	3,749	26,185	1,745

Source: TCSG Data Center Report #TEC0127 as of 9/2/2020

Credit Hours by Program and Home Campus

Credit Hours by Program and Home Campus Summary AY2020 (Table 49)

Home Campus	Credit Hours	Percent of College Total	Enrollment	Percent of College Total
Warner Robins (Main) Campus	83,068	52%	5,915	51%
Macon Campus	66,651	42%	5,040	43%
Milledgeville Campus	6,741	4%	499	4%
Crawford County Center	9	0%	1	0%
Peach Co. Workforce Development Center	71	0%	6	0%
Putnam County Center	425	0%	37	0%
Monroe County Center	6	0%	1	0%
VECTR Center	2,192	1%	151	1%
Overall - Summary	159,163	100%	11,459	100%

Source: TCSG Data Center Report #TEC0135 as of 9/9/2020

Crawford County Center Credit Hours by Home Campus AY2020 (Table 50)

Major Code	Major Description	Credit Hours	Percent of Site Total	Enrollment	Percent of Site Total
ITW1	Introduction to Web Design	9	100%	1	100%
	Total	9	100%	1	100%

Source: TCSG Data Center Report #TEC0135 as of 9/9/2020

Monroe County Center Credit Hours by Home Campus AY2020 (Table 51)

Major Code	Major Description	Credit Hours	Percent of Site Total	Enrollment	Percent of Site Total
EC21	Early College Essentials	6	100%	1	100%
	Total	6	100%	1	100%

Source: TCSG Data Center Report #TEC0135 as of 9/8/2020

Macon Campus Credit Hours by Home Campus AY2020 (Table 52)

Major Code	Major Description	Credit Hours	Percent of Site Total	Enrollment	Percent of Site Total
AA61	Aircraft Assembly Technician	117.0	0.2%	9	0.2%
AB51	Automotive Collision Repair Assistant I	6.0	0.0%	1	0.0%
AB73	A. S. - General Studies	1,675.0	2.5%	149	2.7%
AC12	Accounting	209.0	0.3%	16	0.3%
AC13	Accounting	906.0	1.4%	61	1.1%
ACR2	Auto Collision Repair	244.0	0.4%	19	0.3%
ACT2	Air Conditioning Technology	448.0	0.7%	29	0.5%
AE41	Automotive Electrical/Electronic Systems Technician	2.0	0.0%	1	0.0%
AE61	Automotive Engine Repair Technician	11.0	0.0%	2	0.0%
AF11	Administrative Office Specialist	59.0	0.1%	4	0.1%
AF12	Automotive Fundamentals	58.0	0.1%	5	0.1%
AF53	AAS in Interdisciplinary Studies	2,814.0	4.2%	262	4.7%

Major Code	Major Description	Credit Hours	Percent of Site Total	Enrollment	Percent of Site Total
AL41	Advanced Legal Assistant	18.0	0.0%	1	0.0%
AM13	Advanced Medical Imaging	132.0	0.2%	7	0.1%
AM34	Aviation Maintenance Technology	91.0	0.1%	6	0.1%
AM43	Aviation Maintenance Technology	86.0	0.1%	5	0.1%
AN43	Nursing	209.0	0.3%	12	0.2%
AS21	Administrative Support Assistant	21.0	0.0%	2	0.0%
AS33	Applied Technical Management	15.0	0.0%	3	0.1%
ASG1	Automotive Chassis Technician Specialist	2.0	0.0%	1	0.0%
AST2	Aircraft Structural Technology	755.0	1.1%	50	0.9%
AT14	Automotive Technology	326.0	0.5%	28	0.5%
AZ31	Air Conditioning Technician Assistant	32.0	0.0%	7	0.1%
BA12	Barbering	425.0	0.6%	28	0.5%
BA22	Business Technology	616.0	0.9%	44	0.8%
BA23	Business Technology	912.0	1.4%	68	1.2%
BA71	Barbering Assistant	96.0	0.1%	12	0.2%
BAF2	Banking and Finance	111.0	0.2%	10	0.2%
BAF3	Banking and Finance	324.0	0.5%	26	0.5%
BC71	Banking and Finance Specialist	134.0	0.2%	12	0.2%
BE41	Basic Electronic Assembler	175.0	0.3%	11	0.2%
BES1	NCCER Basic Electrical Systems Technician	36.0	0.1%	3	0.1%
BF21	Barbering for Cosmetologists	21.0	0.0%	1	0.0%
BI23	Biotechnology	454.0	0.7%	30	0.5%
BI31	Barber II	6.0	0.0%	1	0.0%
BLA1	Biotechnology Laboratory Assistant	9.0	0.0%	2	0.0%
CA12	Cabinetmaking	9.0	0.0%	2	0.0%
CA13	Cabinetmaking	10.0	0.0%	1	0.0%
CA61	CompTIA A+ Certified Preparation	16.0	0.0%	4	0.1%
CCW1	Certified Construction Worker	129.0	0.2%	15	0.3%
CJ21	Criminal Justice Specialist	137.0	0.2%	13	0.2%
CJ71	Criminal Justice Fundamentals	302.0	0.5%	29	0.5%
CJT2	Criminal Justice Technology	380.0	0.6%	30	0.5%
CJT3	Criminal Justice Technology	1,151.0	1.7%	66	1.2%
CLT3	Clinical Laboratory Technology	138.0	0.2%	10	0.2%
CM12	Construction Management	3.0	0.0%	1	0.0%
CM22	NCCER Construction Management Technology	165.0	0.2%	11	0.2%
CMT3	NCCER Construction Management Technology	296.0	0.4%	21	0.4%
CN21	Nurse Aide	1,120.0	1.7%	107	1.9%
CO12	Cosmetology	1,558.0	2.3%	104	1.9%
CP23	Computer Programming	700.0	1.1%	47	0.9%
CP24	Computer Programming	335.0	0.5%	20	0.4%
CP41	CAD Operator	4.0	0.0%	1	0.0%
CS14	Computer Support Specialist	118.0	0.2%	9	0.2%
CS23	Computer Support Specialist	317.0	0.5%	18	0.3%

Major Code	Major Description	Credit Hours	Percent of Site Total	Enrollment	Percent of Site Total
CS51	CNC Specialist	8.0	0.0%	1	0.0%
CS91	Central Sterile Supply Processing Technician - Adv	11.0	0.0%	2	0.0%
CT13	Cardiovascular Technology	467.0	0.7%	29	0.5%
CT22	Carpentry Technology	176.0	0.3%	16	0.3%
CT31	Carpentry Technology	7.0	0.0%	1	0.0%
CT33	Carpentry Technology	162.0	0.2%	11	0.2%
CT41	Calibration Technician	18.0	0.0%	3	0.1%
CT61	Commercial Truck Driving	143.0	0.2%	16	0.3%
CT91	Computed Tomography Specialist	21.0	0.0%	1	0.0%
CW11	Certified Warehousing and Distribution Spec	64.0	0.1%	9	0.2%
DA12	Dental Assisting	728.0	1.1%	59	1.1%
DA31	Drafters Assistant	4.0	0.0%	1	0.0%
DAM1	Design and Media Production Specialist	314.0	0.5%	26	0.5%
DAM3	Design and Media Production Technology	551.0	0.8%	42	0.8%
DEM2	Design and Media Production Technology	581.0	0.9%	42	0.8%
DH13	Dental Hygiene	2,723.0	4.1%	193	3.5%
DM12	Logistics Management	484.0	0.7%	30	0.5%
DM23	Logistics Management	665.0	1.0%	44	0.8%
DT12	Drafting Technology	29.0	0.0%	5	0.1%
DT13	Drafting Technology	111.0	0.2%	9	0.2%
DTM1	Diesel Truck Maintenance Technician	25.0	0.0%	2	0.0%
EB71	Emergency Medical Responder (EMR)	543.0	0.8%	45	0.8%
EC13	Early Childhood Care/Education	1,291.0	1.9%	89	1.6%
EC21	Early College Essentials	8,053.0	12.1%	991	17.9%
EC22	Electrical Control Systems	193.0	0.3%	13	0.2%
EC23	Echocardiography	623.0	0.9%	34	0.6%
EC31	Early Childhood Care and Education Basics	99.0	0.1%	16	0.3%
EC41	Early Childhood Exceptionalities	3.0	0.0%	1	0.0%
ECC2	Early Childhood Care/Education	926.0	1.4%	70	1.3%
ECP1	Early Childhood Program Administration	24.0	0.0%	3	0.1%
EE11	Electrical Engineering Technician	6.0	0.0%	1	0.0%
EF12	Electronics Fundamentals	118.0	0.2%	8	0.1%
EM13	Emergency Management	3.0	0.0%	1	0.0%
EMH1	Advanced Emergency Medical Technician (AEMT)	16.0	0.0%	3	0.1%
EMJ1	Emergency Medical Technician (EMT)	264.0	0.4%	26	0.5%
EN11	Entrepreneurship	9.0	0.0%	2	0.0%
EP12	EMS Professions	664.0	1.0%	53	1.0%

Major Code	Major Description	Credit Hours	Percent of Site Total	Enrollment	Percent of Site Total
ES22	NCCER Electrical Systems Construction and Maintenance	583.0	0.9%	41	0.7%
ET13	Electronics Technology	195.0	0.3%	15	0.3%
ET14	Electronics Technology	53.0	0.1%	4	0.1%
ET33	Engineering Technology	371.0	0.6%	28	0.5%
ET71	Electro-Mechanical Technician	23.0	0.0%	3	0.1%
ET81	Electrocardiography Technology	137.0	0.2%	14	0.3%
FF41	Foundations of Computer Programming	39.0	0.1%	4	0.1%
FPW1	Food Production Worker I	132.0	0.2%	12	0.2%
FS31	Basic Shielded Metal Arc Welder	472.0	0.7%	48	0.9%
GE13	Gerontology	9.0	0.0%	1	0.0%
GI13	Geographic Information Systems	4.0	0.0%	1	0.0%
GM31	Gas Metal Arc Welder	228.0	0.3%	28	0.5%
GTA1	Gas Tungsten Arc Welder	16.0	0.0%	1	0.0%
HA21	Health Care Assistant	731.0	1.1%	70	1.3%
HC31	Hospitality Customer Service Specialist	126.0	0.2%	16	0.3%
HD41	Help Desk Specialist	3.0	0.0%	1	0.0%
HM12	Hotel/Restaurant/Tourism Management	104.0	0.2%	9	0.2%
HM13	Hotel/Restaurant/Tourism Management	162.0	0.2%	8	0.1%
HP31	Hospitality Operations Associate	198.0	0.3%	18	0.3%
HRM1	Human Resource Management Specialist	212.0	0.3%	16	0.3%
HT12	Hemodialysis Technologist	528.0	0.8%	41	0.7%
IA00	Institutionally Accepted	17.0	0.0%	4	0.1%
IA13	Instrumentation and Controls Technician	201.0	0.3%	12	0.2%
IC31	Infant/Toddler Child Care Specialist	24.0	0.0%	3	0.1%
IC41	Inventory Control Technician	14.0	0.0%	1	0.0%
IE41	Industrial Electrician	59.0	0.1%	8	0.1%
IF11	Industrial Fluid Power Technician	204.0	0.3%	19	0.3%
IM41	Industrial Motor Controls Technician	24.0	0.0%	6	0.1%
IMS2	Industrial Mechanical Systems	18.0	0.0%	3	0.1%
IS13	Industrial Systems Technology	190.0	0.3%	12	0.2%
IS53	Web Site Design/Development	222.0	0.3%	16	0.3%
IS64	Web Site Design/Development	85.0	0.1%	9	0.2%
ISE1	Web Site Developer	20.0	0.0%	1	0.0%
IST4	Industrial Systems Technology	171.0	0.3%	16	0.3%
IT51	Introduction to Criminal Justice	90.0	0.1%	11	0.2%
ITP3	Information Technology Professional	871.0	1.3%	49	0.9%
ITP4	Information Technology Professional	409.0	0.6%	29	0.5%
ITW1	Introduction to Web Design	180.0	0.3%	19	0.3%
MA22	Medical Assisting	847.0	1.3%	61	1.1%

Major Code	Major Description	Credit Hours	Percent of Site Total	Enrollment	Percent of Site Total
MA23	Medical Assisting	641.0	1.0%	45	0.8%
MAL1	Management and Leadership Specialist	39.0	0.1%	3	0.1%
MB21	Medical Billing Clerk	116.0	0.2%	11	0.2%
MB31	Dual Enrollment Basic Shielded Arc Welder	168.0	0.3%	13	0.2%
MC41	Medical Coding	1,044.0	1.6%	98	1.8%
MD12	Business Management	944.0	1.4%	75	1.4%
MD13	Business Management	2,758.0	4.1%	174	3.2%
ME13	Metrology	164.0	0.2%	11	0.2%
ME24	Metrology	42.0	0.1%	6	0.1%
MF21	Medical Front Office Assistant	103.0	0.2%	9	0.2%
MF41	Microsoft Office Applications Professional	12.0	0.0%	1	0.0%
MGT1	Dual Enrollment Gas Tungsten Arc Welder	42.0	0.1%	3	0.1%
MLS1	Medical Language Specialist	7.0	0.0%	1	0.0%
MM12	Marketing Management	126.0	0.2%	11	0.2%
MM13	Marketing Management	469.0	0.7%	37	0.7%
MRI1	Magnetic Resonance Imaging Specialist	48.0	0.1%	2	0.0%
MS61	Medical Skin Care Specialist	17.0	0.0%	3	0.1%
MW11	Microsoft Word Application Specialist	115.0	0.2%	19	0.3%
NAE1	Nurse Aide Essentials	345.0	0.5%	23	0.4%
NS13	Networking Specialist	197.0	0.3%	16	0.3%
NS14	Networking Specialist	48.0	0.1%	4	0.1%
OA31	Office Accounting Specialist	4.0	0.0%	1	0.0%
OSM1	Advanced Shielded Metal Arc Welder	130.0	0.2%	14	0.3%
OT13	Orthopedic Technology	487.0	0.7%	24	0.4%
PA61	Payroll Accounting Specialist	7.0	0.0%	1	0.0%
PC21	Patient Care Assistant	97.0	0.1%	8	0.1%
PC51	Prep Cook	408.0	0.6%	35	0.6%
PEO1	Pre-hospital EMS Operations	101.0	0.2%	6	0.1%
PM31	Physical Metrology Technician	3.0	0.0%	1	0.0%
PN12	Practical Nursing	3,051.0	4.6%	226	4.1%
PR21	PC Repair and Network Technician	28.0	0.0%	5	0.1%
PR31	Pre-Nursing	30.0	0.0%	6	0.1%
PS13	Paralegal Studies	448.0	0.7%	33	0.6%
PT12	Paramedicine	371.0	0.6%	17	0.3%
PT13	Paramedicine	184.0	0.3%	15	0.3%
PT21	Phlebotomy Technician	428.0	0.6%	49	0.9%
PT22	Pharmacy Technology	678.0	1.0%	44	0.8%
PT42	Polysomnography Technology	562.0	0.8%	42	0.8%
PTA3	Physical Therapist Assistant	61.0	0.1%	3	0.1%
RA12	Sports and Fitness Management	59.0	0.1%	4	0.1%
RA13	Sports and Fitness Management	241.0	0.4%	16	0.3%

Major Code	Major Description	Credit Hours	Percent of Site Total	Enrollment	Percent of Site Total
RT23	Radiologic Technology	2,299.0	3.4%	178	3.2%
RW41	Residential/Industrial Wiring	13.0	0.0%	2	0.0%
SB41	Small Business Management Specialist	10.0	0.0%	1	0.0%
SSM1	Service Sector Management Specialist	13.0	0.0%	1	0.0%
ST11	Shampoo Technician	1,103.0	1.7%	101	1.8%
ST12	Surgical Technology	197.0	0.3%	12	0.2%
TC31	Technical Specialist	30.0	0.0%	3	0.1%
TPS1	Tax Preparation Specialist	14.0	0.0%	2	0.0%
TS23	Technical Studies	46.0	0.1%	4	0.1%
VSM1	Vertical Shielded Metal Arc Welder Fabricator	263.0	0.4%	22	0.4%
WA21	Warehouse and Distribution Technician	15.0	0.0%	2	0.0%
WAJ2	Welding and Joining Technology	1,283.0	1.9%	85	1.5%
	Total	66,651	100%	5,040	100%

Source: TCSG Data Center Report #TEC0135 as of 9/8/2020

Milledgeville Campus Credit Hours by Home Campus AY2020 (Table 53)

Major Code	Major Description	Credit Hours	Percent of Site Total	Enrollment	Percent of Site Total
AB73	A. S. - General Studies	325.0	4.8%	22	4.3%
AC12	Accounting	63.0	0.9%	2	0.4%
AC13	Accounting	99.0	1.5%	8	1.5%
ACT2	Air Conditioning Technology	223.0	3.3%	15	2.9%
AE41	Automotive Electrical/Electronic Systems Technician	7.0	0.1%	1	0.2%
AF12	Automotive Fundamentals	60.0	0.9%	4	0.8%
AF53	AAS in Interdisciplinary Studies	222.0	3.3%	19	3.7%
AN43	Nursing	21.0	0.3%	1	0.2%
AST2	Aircraft Structural Technology	9.0	0.1%	1	0.2%
AT14	Automotive Technology	v	3.3%	13	2.5%
BA12	Barbering	54.0	0.8%	4	0.8%
BA22	Business Technology	90.0	1.3%	6	1.2%
BA23	Business Technology	126.0	1.9%	8	1.5%
BA71	Barbering Assistant	33.0	0.5%	11	2.1%
BF41	Barbering Fundamentals	3.0	0.0%	1	0.2%
CJ71	Criminal Justice Fundamentals	17.0	0.3%	1	0.2%
CJT2	Criminal Justice Technology	69.0	1.0%	4	0.8%
CJT3	Criminal Justice Technology	264.0	3.9%	17	3.3%
CN21	Nurse Aide	31.0	0.5%	4	0.8%
CO12	Cosmetology	711.0	10.5%	44	8.5%
CP23	Computer Programming	95.0	1.4%	5	1.0%
CP24	Computer Programming	22.0	0.3%	3	0.6%
CS14	Computer Support Specialist	56.0	0.8%	3	0.6%
CS23	Computer Support Specialist	65.0	1.0%	3	0.6%

Major Code	Major Description	Credit Hours	Percent of Site Total	Enrollment	Percent of Site Total
DAM1	Design and Media Production Specialist	208.0	3.1%	13	2.5%
DH13	Dental Hygiene	7.0	0.1%	1	0.2%
EC13	Early Childhood Care/Education	333.0	4.9%	26	5.0%
EC21	Early College Essentials	338.0	5.0%	34	6.6%
EC31	Early Childhood Care and Education Basics	3.0	0.0%	1	0.2%
ECC2	Early Childhood Care/Education	165.0	2.4%	13	2.5%
ECP1	Early Childhood Program Administration	6.0	0.1%	1	0.2%
FS31	Basic Shielded Metal Arc Welder	8.0	0.1%	1	0.2%
GM31	Gas Metal Arc Welder	8.0	0.1%	1	0.2%
HA21	Health Care Assistant	65.0	1.0%	8	1.5%
IS13	Industrial Systems Technology	28.0	0.4%	2	0.4%
ITP3	Information Technology Professional	25.0	0.4%	1	0.2%
ITP4	Information Technology Professional	33.0	0.5%	2	0.4%
MA22	Medical Assisting	248.0	3.7%	20	3.9%
MA23	Medical Assisting	156.0	2.3%	11	2.1%
MC41	Medical Coding	117.0	1.7%	8	1.5%
MD13	Business Management	117.0	1.7%	6	1.2%
MF21	Medical Front Office Assistant	14.0	0.2%	1	0.2%
MF41	Microsoft Office Applications Professional	11.0	0.2%	1	0.2%
MM12	Marketing Management	3.0	0.0%	1	0.2%
MM13	Marketing Management	6.0	0.1%	1	0.2%
MW11	Microsoft Word Application Specialist	6.0	0.1%	1	0.2%
NAE1	Nurse Aide Essentials	28.0	0.4%	1	0.2%
NS13	Networking Specialist	83.0	1.2%	4	0.8%
NS14	Networking Specialist	45.0	0.7%	3	0.6%
PN12	Practical Nursing	1,597.0	23.7%	121	23.4%
PR21	PC Repair and Network Technician	57.0	0.8%	19	3.7%
PT21	Phlebotomy Technician	14.0	0.2%	1	0.2%
RT23	Radiologic Technology	7.0	0.1%	2	0.4%
ST12	Surgical Technology	3.0	0.0%	1	0.2%
TC31	Technical Specialist	15.0	0.2%	1	0.2%
TS23	Technical Studies	33.0	0.5%	3	0.6%
WAJ2	Welding and Joining Technology	64.0	0.9%	7	1.4%
	TOTAL	6,741.0	100%	499	100%

Source: TCSG Data Center Report #TEC0135 as of 9/8/2020

Peach Co. Workforce Development Ctr. Credit Hours by Home Campus AY2020 (Table 54)

Major Code	Major Description	Credit Hours	Percent of Site Total	Enrollment	Percent of Site Total
CT61	Commercial Truck Driving	27	38%	3	50%
DTM1	Diesel Truck Maintenance Tech	36	50.7%	2	33.3%
FS31	Basic Shielded Metal Arc Welder	8	11.3%	4	16.7%
	Total	71.0	100%	6	100%

Source: TCSG Data Center Report #TEC0135 as of 9/8/2020

Putnam County Center Credit Hours by Home Campus AY2020 (Table 55)

Major Code	Major Description	Credit Hours	Percent of Site Total	Enrollment	Percent of Site Total
BA22	Business Technology	5	1.2%	1	2.7%
CN21	Nurse Aide	6.0	1.4%	1	2.7%
CT61	Commercial Truck Driving	36	8.5%	4	10.8%
EC21	Early College Essentials	40	9.4%	3	8.1%
ECC2	Early Childhood Care/Education	51	12%	4	10.8%
HA21	Health Care Assistant	17	4%	3	8.1%
RT23	Radiologic Technology	14	3.3%	1	2.7%
WAJ2	Welding and Joining Technology	256	60.2%	20	54.1%
	Total	425	100%	37	100%

Source: TCSG Data Center Report #TEC0135 as of 9/8/2020

VECTR Center Credit Hours by Home Campus AY2020 (Table 56)

Major Code	Major Description	Credit Hours	Percent of Site Total	Enrollment	Percent of Site Total
ACR2	Auto Collision Repair	11	0.5%	1	0.7%
ACT2	Air Conditioning Technology	702	32.0%	34	22.5%
CN71	Cisco Network Specialist	16	0.7%	1	0.7%
CS14	Computer Support Specialist	56	2.6%	4	2.6%
CT61	Commercial Truck Driving	656	29.9%	71	47.0%
CW11	Certified Warehousing and Distribution Spec	27	1.2%	3	2.0%
ES22	NCCER – Electrical Systems Construction and Maintenance	48	2.2%	4	2.6%
IST4	Industrial Systems Technology	70	3.2%	5	3.3%
PT21	Phlebotomy Technician	18	0.8%	1	0.7%
WAJ2	Welding and Joining Technology	588	26.6%	27	17.9%
	Total	2,192	100%	151	100%

Source: TCSG Data Center Report #TEC0135 as of 9/8/2020

Warner Robins (Main) Campus Credit Hours by Home Campus AY2020 (Table 57)

Major Code	Major Description	Credit Hours	Percent of Site Total	Enrollment	Percent of Site Total
AA61	Aircraft Assembly Technician	543.0	0.7%	42	0.7%
AAA1	Auditing and Assurances Specialist	20.0	0.0%	1	0.0%
AB51	Automotive Collision Repair Assistant I	12.0	0.0%	1	0.0%
AB73	A. S. - General Studies	1,418.0	1.7%	118	1.9%
AC12	Accounting	241.0	0.3%	15	0.2%

Major Code	Major Description	Credit Hours	Percent of Site Total	Enrollment	Percent of Site Total
AC13	Accounting	682.0	0.8%	45	0.7%
ACK1	Air Conditioning Electrical Technician	156.0	0.2%	13	0.2%
ACR2	Auto Collision Repair	40.0	0.0%	2	0.0%
ACT2	Air Conditioning Technology	510.0	0.6%	31	0.5%
AE41	Automotive Electrical/Electronic Systems Technician	9.0	0.0%	1	0.0%
AE51	Automotive Engine Performance Technician	9.0	0.0%	1	0.0%
AE61	Automotive Engine Repair Technician	15.0	0.0%	1	0.0%
AF11	Administrative Office Specialist	38.0	0.0%	2	0.0%
AF12	Automotive Fundamentals	74.0	0.1%	6	0.1%
AF53	AAS in Interdisciplinary Studies	9,927.0	12.0%	801	12.6%
AH31	Animal Healthcare Assistant	242.0	0.3%	27	0.4%
AL41	Advanced Legal Assistant	12.0	0.0%	2	0.0%
ALR1	Auto Maintenance and Light Repair Tech	361.0	0.4%	39	0.6%
AM13	Advanced Medical Imaging	24.0	0.0%	1	0.0%
AM24	Aviation Maintenance Technician	502.0	0.6%	23	0.4%
AM34	Aviation Maintenance Technology	906.0	1.1%	66	1.0%
AM43	Aviation Maintenance Technology	1,510.0	1.8%	92	1.5%
AM61	Aviation Maintenance Technician-Power Plant	42.0	0.1%	2	0.0%
AMT1	Aviation Maintenance Technician-Airframe	6.0	0.0%	1	0.0%
AN43	Nursing	1,256.0	1.5%	70	1.1%
AS21	Administrative Support Assistant	586.0	0.7%	37	0.6%
AS33	Applied Technical Management	4.0	0.0%	1	0.0%
AST2	Aircraft Structural Technology	2,067.0	2.5%	110	1.7%
AT14	Automotive Technology	554.0	0.7%	32	0.5%
AZ31	Air Conditioning Technician Assistant	80.0	0.1%	12	0.2%
BA12	Barbering	530.0	0.6%	28	0.4%
BA21	Business and Customer Service Technology	4,978.0	6.0%	596	9.4%
BA22	Business Technology	682.0	0.8%	49	0.8%
BA23	Business Technology	971.0	1.2%	61	1.0%
BA71	Barbering Assistant	273.0	0.3%	35	0.6%
BAF2	Banking and Finance	28.0	0.0%	1	0.0%
BAF3	Banking and Finance	77.0	0.1%	5	0.1%
BE41	Basic Electronic Assembler	24.0	0.0%	2	0.0%
BI23	Biotechnology	31.0	0.0%	2	0.0%
BI31	Barber II	63.0	0.1%	3	0.0%
CA11	Cabinetmaking Assembly Technician	11.0	0.0%	1	0.0%
CA61	CompTIA A+ Certified Preparation	103.0	0.1%	14	0.2%
CA71	CompTIA A+ Certified Technician Preparation	29.0	0.0%	3	0.0%

Major Code	Major Description	Credit Hours	Percent of Site Total	Enrollment	Percent of Site Total
CCW1	Certified Construction Worker	54.0	0.1%	6	0.1%
CGL1	Cosmetology for Licensure	69.0	0.1%	3	0.0%
CJ71	Criminal Justice Fundamentals	1,029.0	1.2%	71	1.1%
CJT2	Criminal Justice Technology	492.0	0.6%	36	0.6%
CJT3	Criminal Justice Technology	1,573.0	1.9%	99	1.6%
CLT3	Clinical Laboratory Technology	577.0	0.7%	37	0.6%
CM13	Construction Management	15.0	0.0%	1	0.0%
CM22	NCCER Construction Management Technology	7.0	0.0%	1	0.0%
CMT3	NCCER Construction Management Technology	24.0	0.0%	4	0.1%
CN21	Nurse Aide	278.0	0.3%	33	0.5%
CN71	Cisco Network Specialist	16.0	0.0%	1	0.0%
CO12	Cosmetology	2,456.0	3.0%	166	2.6%
CP23	Computer Programming	938.0	1.1%	52	0.8%
CP24	Computer Programming	240.0	0.3%	17	0.3%
CS14	Computer Support Specialist	79.0	0.1%	8	0.1%
CS23	Computer Support Specialist	191.0	0.2%	12	0.2%
CS51	CNC Specialist	52.0	0.1%	4	0.1%
CS91	Central Sterile Supply Processing Technician - Adv	2.0	0.0%	1	0.0%
CT13	Cardiovascular Technology	73.0	0.1%	4	0.1%
CT61	Commercial Truck Driving	656.0	0.8%	74	1.2%
CZ31	Crime Scene Fundamentals	141.0	0.2%	12	0.2%
DA12	Dental Assisting	93.0	0.1%	3	0.0%
DAM1	Design and Media Production Specialist	589.0	0.7%	35	0.6%
DAM3	Design and Media Production Technology	88.0	0.1%	6	0.1%
DE11	Diesel Electrical/Electronic Systems Technician	7.0	0.0%	1	0.0%
DEM2	Design and Media Production Technology	40.0	0.0%	3	0.0%
DH13	Dental Hygiene	2,302.0	2.8%	154	2.4%
DM12	Logistics Management	205.0	0.2%	13	0.2%
DM23	Logistics Management	1,098.0	1.3%	56	0.9%
DT12	Drafting Technology	6.0	0.0%	1	0.0%
DT13	Drafting Technology	30.0	0.0%	2	0.0%
DTM1	Diesel Truck Maintenance Technician	160.0	0.2%	12	0.2%
EB71	Emergency Medical Responder (EMR)	285.0	0.3%	29	0.5%
EC13	Early Childhood Care/Education	1,642.0	2.0%	112	1.8%
EC21	Early College Essentials	6,144.0	7.4%	674	10.6%
EC22	Electrical Control Systems	22.0	0.0%	2	0.0%
EC23	Echocardiography	34.0	0.0%	3	0.0%
EC31	Early Childhood Care and Education Basics	495.0	0.6%	37	0.6%
EC41	Early Childhood Exceptionalities	3.0	0.0%	1	0.0%

Major Code	Major Description	Credit Hours	Percent of Site Total	Enrollment	Percent of Site Total
ECC2	Early Childhood Care/Education	950.0	1.1%	73	1.2%
ECP1	Early Childhood Program Administration	3.0	0.0%	1	0.0%
EF12	Electronics Fundamentals	106.0	0.1%	8	0.1%
EH11	Environmental Horticulture Technician	288.0	0.3%	19	0.3%
EM81	Electrical Maintenance Technician	43.0	0.1%	4	0.1%
EMH1	Advanced Emergency Medical Technician (AEMT)	67.0	0.1%	7	0.1%
EMJ1	Emergency Medical Technician (EMT)	121.0	0.1%	11	0.2%
EP12	EMS Professions	717.0	0.9%	46	0.7%
ES22	NCCER Electrical Systems Construction and Maintenance	62.0	0.1%	4	0.1%
ET13	Electronics Technology	754.0	0.9%	42	0.7%
ET14	Electronics Technology	756.0	0.9%	41	0.6%
ET33	Engineering Technology	658.0	0.8%	44	0.7%
ET71	Electro-Mechanical Technician	30.0	0.0%	2	0.0%
ET81	Electrocardiography Technology	24.0	0.0%	2	0.0%
FC61	Flux Cored Arc Welder	52.0	0.1%	13	0.2%
FS31	Basic Shielded Metal Arc Welder	454.0	0.5%	38	0.6%
GM31	Gas Metal Arc Welder	632.0	0.8%	52	0.8%
GTA1	Gas Tungsten Arc Welder	144.0	0.2%	13	0.2%
HA21	Health Care Assistant	1,978.0	2.4%	185	2.9%
HC31	Hospitality Customer Service Specialist	36.0	0.0%	11	0.2%
HD21	Hair Designer	65.0	0.1%	3	0.0%
HD41	Help Desk Specialist	30.0	0.0%	6	0.1%
HM13	Hotel/Restaurant/Tourism Management	45.0	0.1%	3	0.0%
HP31	Hospitality Operations Associate	12.0	0.0%	1	0.0%
HRM1	Human Resource Management Specialist	42.0	0.1%	4	0.1%
HT12	Hemodialysis Technologist	243.0	0.3%	17	0.3%
IA00	Institutionally Accepted	30.0	0.0%	5	0.1%
IA13	Instrumentation and Controls Technician	5.0	0.0%	2	0.0%
IC31	Infant/Toddler Child Care Specialist	12.0	0.0%	2	0.0%
IC41	Inventory Control Technician	3.0	0.0%	1	0.0%
IF11	Industrial Fluid Power Technician	165.0	0.2%	15	0.2%
IMS2	Industrial Mechanical Systems	72.0	0.1%	4	0.1%
IS13	Industrial Systems Technology	871.0	1.0%	45	0.7%
IS41	Web Site Designer	51.0	0.1%	3	0.0%
IS53	Web Site Design/Development	213.0	0.3%	14	0.2%
IS64	Web Site Design/Development	32.0	0.0%	3	0.0%
IST4	Industrial Systems Technology	342.0	0.4%	19	0.3%
IT61	Introduction to Motor Controls	73.0	0.1%	7	0.1%
ITP3	Information Technology Professional	1,170.0	1.4%	69	1.1%

Major Code	Major Description	Credit Hours	Percent of Site Total	Enrollment	Percent of Site Total
ITP4	Information Technology Professional	581.0	0.7%	31	0.5%
JP11	Java Programmer	4.0	0.0%	1	0.0%
MA22	Medical Assisting	535.0	0.6%	37	0.6%
MA23	Medical Assisting	350.0	0.4%	24	0.4%
MB21	Medical Billing Clerk	303.0	0.4%	21	0.3%
MB31	Dual Enrollment Basic Shielded Arc Welder	25.0	0.0%	2	0.0%
MC41	Medical Coding	426.0	0.5%	29	0.5%
MD12	Business Management	1,021.0	1.2%	68	1.1%
MD13	Business Management	3,152.0	3.8%	183	2.9%
ME13	Metrology	6.0	0.0%	1	0.0%
ME24	Metrology	12.0	0.0%	1	0.0%
MF21	Medical Front Office Assistant	92.0	0.1%	6	0.1%
MF41	Microsoft Office Applications Professional	4.0	0.0%	1	0.0%
MGT1	Dual Enrollment Gas Tungsten Arc Welder	11.0	0.0%	1	0.0%
MM12	Marketing Management	121.0	0.1%	8	0.1%
MM13	Marketing Management	151.0	0.2%	10	0.2%
MTT2	Precision Machining and Manufacturing	282.0	0.3%	18	0.3%
MW11	Microsoft Word Application Specialist	27.0	0.0%	4	0.1%
NA21	Network Administrator	15.0	0.0%	1	0.0%
NAE1	Nurse Aide Essentials	36.0	0.0%	3	0.0%
NS13	Networking Specialist	277.0	0.3%	21	0.3%
NS14	Networking Specialist	171.0	0.2%	9	0.1%
NT41	Network Technician	15.0	0.0%	1	0.0%
OSM1	Advanced Shielded Metal Arc Welder	8.0	0.0%	1	0.0%
OT13	Orthopedic Technology	87.0	0.1%	3	0.0%
PA61	Payroll Accounting Specialist	10.0	0.0%	1	0.0%
PC51	Prep Cook	762.0	0.9%	74	1.2%
PEO1	Pre-hospital EMS Operations	94.0	0.1%	6	0.1%
PN12	Practical Nursing	3,775.0	4.5%	234	3.7%
PR21	PC Repair and Network Technician	62.0	0.1%	13	0.2%
PR31	Pre-Nursing	6.0	0.0%	1	0.0%
PS13	Paralegal Studies	255.0	0.3%	15	0.2%
PT12	Paramedicine	64.0	0.1%	4	0.1%
PT13	Paramedicine	49.0	0.1%	4	0.1%
PT21	Phlebotomy Technician	490.0	0.6%	43	0.7%
PT22	Pharmacy Technology	88.0	0.1%	7	0.1%
PT42	Polysomnography Technology	65.0	0.1%	4	0.1%
PTA3	Physical Therapist Assistant	355.0	0.4%	12	0.2%
RA12	Sports and Fitness Management	101.0	0.1%	6	0.1%
RA13	Sports and Fitness Management	183.0	0.2%	13	0.2%
RP11	Residential/Commercial Plumbing Technician	307.0	0.4%	21	0.3%

Major Code	Major Description	Credit Hours	Percent of Site Total	Enrollment	Percent of Site Total
RT23	Radiologic Technology	2,364.0	2.8%	158	2.5%
SB41	Small Business Management Specialist	6.0	0.0%	1	0.0%
ST11	Shampoo Technician	1,011.0	1.2%	80	1.3%
ST12	Surgical Technology	906.0	1.1%	46	0.7%
ST13	Surgical Technology	2.0	0.0%	1	0.0%
TC31	Technical Specialist	80.0	0.1%	6	0.1%
TPS1	Tax Preparation Specialist	3.0	0.0%	1	0.0%
TS23	Technical Studies	96.0	0.1%	11	0.2%
VSM1	Vertical Shielded Metal Arc Welder Fabricator	16.0	0.0%	2	0.0%
WA21	Warehouse and Distribution Technician	5.0	0.0%	1	0.0%
WAJ2	Welding and Joining Technology	999.0	1.2%	67	1.1%
	TOTAL	83,068	100%	5,915	100%

Source: TCSG Data Center Report #TEC0135 as of 9/8/2020

Awards by Program and Home Campus

Awards by Home Campus Summary AY2020 (Table 58)

Home Campus	Total Awards
Peach County Work Force Dev. Center	3
VECTR Center	153
Putnam County Center	26
Milledgeville Campus	225
Macon Campus	2,447
Warner Robins (Main) Campus	3,359
Overall - Summary	6,213

Source: TCSG Data Center Report #TEC0109 as of 10/19/2020

Macon Campus Awards by Program AY2020 (Table 59)

Major Code	Major Description	Level	Awards Conferred
AB73	A. S. - General Studies	AS	11
AF53	AAS in Interdisciplinary Studies	AAS	33
AC12	Accounting	DIPL	12
AC13	Accounting	AAS	14
AF11	Administrative Office Specialist	TCC	3
AS21	Administrative Support Assistant	TCC	24
AC51	Advanced CAD Technician	TCC	2
AB71	Advanced Carpentry	TCC	8
AC91	Advanced Comp TIA A+ Certified Technician Preparation	TCC	5
EMH1	Advanced Emergency Medical Technician (AEMT)	TCC	13
AL41	Advanced Legal Assistant	TCC	1
OSM1	Advanced Shielded Metal Arc Welder	TCC	24
ACK1	Air Conditioning Electrical Technician	TCC	8

Major Code	Major Description	Level	Awards Conferred
AZ31	Air Conditioning Technician Assistant	TCC	17
ACT2	Air Conditioning Technology	DIPL	4
AA61	Aircraft Assembly Technician	TCC	15
AST2	Aircraft Structural Technology	DIPL	7
AAA1	Auditing and Assurances Specialist	TCC	6
ACR2	Auto Collision Repair	DIPL	1
ASG1	Automotive Chassis Technician Specialist	TCC	5
AH21	Automotive Climate Control Technician	TCC	5
AB51	Automotive Collision Repair Assistant I	TCC	5
AE41	Automotive Electrical/Electronic Systems Technician	TCC	12
AE51	Automotive Engine Performance Technician	TCC	3
AE61	Automotive Engine Repair Technician	TCC	3
AF12	Automotive Fundamentals	DIPL	4
AT14	Automotive Technology	DIPL	2
AA71	Automotive Transmission/Transaxle Tech Specialist	TCC	3
AMT1	Aviation Maintenance Technician-Airframe	TCC	2
BAF2	Banking and Finance	DIPL	2
BAF3	Banking and Finance	AAS	3
BC71	Banking and Finance Specialist	TCC	11
BI31	Barber II	TCC	3
BA12	Barbering	DIPL	1
BA71	Barbering Assistant	TCC	7
BF41	Barbering Fundamentals	TCC	11
BF21	Barbering for Cosmetologists	TCC	1
BE41	Basic Electronic Assembler	TCC	8
FS31	Basic Shielded Metal Arc Welder	TCC	57
BI23	Biotechnology	AAS	2
BLA1	Biotechnology Laboratory Assistant	TCC	2
MD12	Business Management	DIPL	39
MD13	Business Management	AAS	29
BA22	Business Technology	DIPL	17
BA23	Business Technology	AAS	19
BA21	Business and Customer Service Technology	TCC	1
CP41	CAD Operator	TCC	2
CA12	Cabinetmaking	DIPL	1
CT41	Calibration Technician	TCC	2
CT13	Cardiovascular Technology	AAS	9
CF21	Carpentry Fundamentals	TCC	3
CT22	Carpentry Technology	DIPL	2
CT31	Carpentry Technology	TCC	7
CT33	Carpentry Technology	AAS	1
CCW1	Certified Construction Worker	TCC	1
CW11	Certified Warehousing and Distribution Spec	TCC	5
CN71	Cisco Network Specialist	TCC	1
CLT3	Clinical Laboratory Technology	AAS	2
CT61	Commercial Truck Driving	TCC	6
CA61	CompTIA A+ Certified Preparation	TCC	21
CA71	CompTIA A+ Certified Technician Preparation	TCC	22

Major Code	Major Description	Level	Awards Conferred
CT91	Computed Tomography Specialist	TCC	6
CH11	Computer Hardware Specialist	TCC	17
CP23	Computer Programming	AAS	6
CP24	Computer Programming	DIPL	1
CS14	Computer Support Specialist	DIPL	1
CS23	Computer Support Specialist	AAS	1
CAY1	Computerized Accounting Specialist	TCC	15
CM12	Construction Management	DIPL	1
CO12	Cosmetology	DIPL	19
CGL1	Cosmetology for Licensure	TCC	1
CJ71	Criminal Justice Fundamentals	TCC	33
CJ21	Criminal Justice Specialist	TCC	22
CJT2	Criminal Justice Technology	DIPL	13
CJT3	Criminal Justice Technology	AAS	9
CNB1	Culinary Nutrition Assistant	TCC	1
DH13	Dental Hygiene	AAS	16
DAM1	Design and Media Production Specialist	TCC	9
DAM3	Design and Media Production Technology	AAS	4
DEM2	Design and Media Production Technology	DIPL	4
DE11	Diesel Electrical/Electronic Systems Technician	TCC	6
DA31	Drafters Assistant	TCC	1
DT13	Drafting Technology	AAS	2
MB31	Dual Enrollment Basic Shielded Arc Welder	TCC	4
MF61	Dual Enrollment Flux Cored Arc Welder	TCC	1
MGM1	Dual Enrollment Gas Metal Arc Welder	TCC	2
MGT1	Dual Enrollment Gas Tungsten Arc Welder	TCC	1
EP12	EMS Professions	DIPL	7
EC31	Early Childhood Care and Education Basics	TCC	45
EC13	Early Childhood Care/Education	AAS	17
ECC2	Early Childhood Care/Education	DIPL	19
EC41	Early Childhood Exceptionalities	TCC	4
ECP1	Early Childhood Program Administration	TCC	9
EC21	Early College Essentials	TCC	199
EC23	Echocardiography	AAS	9
EC22	Electrical Control Systems	DIPL	2
EM81	Electrical Maintenance Technician	TCC	8
ET71	Electro-Mechanical Technician	TCC	3
ET81	Electrocardiography Technology	TCC	7
EM91	Electronic Metrology Technician	TCC	1
EF12	Electronics Fundamentals	DIPL	2
ET13	Electronics Technology	AAS	5
ET14	Electronics Technology	DIPL	1
EM13	Emergency Management	AAS	1
EB71	Emergency Medical Responder (EMR)	TCC	7
EMJ1	Emergency Medical Technician (EMT)	TCC	22
ET31	Engineering Technician	TCC	1
ET33	Engineering Technology	AAS	1
EBT1	Engineering Technology Basics	TCC	3

Major Code	Major Description	Level	Awards Conferred
EN11	Entrepreneurship	TCC	5
FC61	Flux Cored Arc Welder	TCC	6
FPW1	Food Production Worker I	TCC	11
FF41	Foundations of Computer Programming	TCC	9
GT41	GIS Technology	TCC	1
GM31	Gas Metal Arc Welder	TCC	49
GTA1	Gas Tungsten Arc Welder	TCC	22
G113	Geographic Information Systems	AAS	3
GE13	Gerontology	AAS	1
HD21	Hair Designer	TCC	14
HA21	Health Care Assistant	TCC	35
HD41	Help Desk Specialist	TCC	9
HPC1	Hemodialysis Patient Care Specialist	TCC	16
HRO1	Hemodialysis Reuse or Reprocessing Technician	TCC	17
HT12	Hemodialysis Technologist	DIPL	17
HC31	Hospitality Customer Service Specialist	TCC	15
HP31	Hospitality Operations Associate	TCC	4
HM12	Hotel/Restaurant/Tourism Management	DIPL	1
HM13	Hotel/Restaurant/Tourism Management	AAS	2
HRM1	Human Resource Management Specialist	TCC	39
IE41	Industrial Electrician	TCC	17
IF11	Industrial Fluid Power Technician	TCC	11
IM11	Industrial Maintenance Assistant	TCC	4
IM41	Industrial Motor Controls Technician	TCC	14
IS13	Industrial Systems Technology	AAS	2
IST4	Industrial Systems Technology	DIPL	2
IC31	Infant/Toddler Child Care Specialist	TCC	8
ITP3	Information Technology Professional	AAS	6
ITP4	Information Technology Professional	DIPL	3
IA13	Instrumentation and Controls Technician	AAS	1
IA31	Instrumentation and Controls Technician, I	TCC	12
IT51	Introduction to Criminal Justice	TCC	25
ITW1	Introduction to Web Design	TCC	6
IC41	Inventory Control Technician	TCC	9
JP11	Java Programmer	TCC	7
LIF1	Legal Issues for Criminal Justice	TCC	3
DM12	Logistics Management	DIPL	3
DM23	Logistics Management	AAS	12
MAL1	Management and Leadership Specialist	TCC	32
MM12	Marketing Management	DIPL	1
MM13	Marketing Management	AAS	3
MM31	Mechanical Maintenance Technician	TCC	1
MA22	Medical Assisting	DIPL	8
MA23	Medical Assisting	AAS	6
MAR1	Medical Assisting Receptionist	TCC	31
MB21	Medical Billing Clerk	TCC	17
MC41	Medical Coding	TCC	25
MF21	Medical Front Office Assistant	TCC	8

Major Code	Major Description	Level	Awards Conferred
ME13	Metrology	AAS	3
ME21	Microsoft Excel Application Specialist	TCC	3
MS11	Microsoft Network Administrator	TCC	1
MF41	Microsoft Office Applications Professional	TCC	12
MWA1	Microsoft Word Application Professional	TCC	23
MW11	Microsoft Word Application Specialist	TCC	2
MG21	Motion Graphics Assistant	TCC	6
BES1	NCCER Basic Electrical Systems Technician	TCC	11
CM22	NCCER Construction Management Technology	DIPL	1
CMT3	NCCER Construction Management Technology	AAS	4
ES22	NCCER Electrical Systems Construction and Maintenance	DIPL	3
IE61	NCCER Intermediate Electrical Systems Technician	TCC	7
SE11	NCCER Specialty Electrical Services	TCC	2
NA21	Network Administrator	TCC	3
NT41	Network Technician	TCC	25
NS13	Networking Specialist	AAS	5
NS14	Networking Specialist	DIPL	2
CN21	Nurse Aide	TCC	51
NAE1	Nurse Aide Essentials	TCC	55
AN43	Nursing	ASN	5
OA31	Office Accounting Specialist	TCC	15
OT13	Orthopedic Technology	AAS	7
PR21	PC Repair and Network Technician	TCC	18
PS13	Paralegal Studies	AAS	1
PT12	Paramedicine	DIPL	6
PT13	Paramedicine	AAS	4
PC21	Patient Care Assistant	TCC	1
PA61	Payroll Accounting Specialist	TCC	15
PA71	Pharmacist's Assistant	TCC	8
PT22	Pharmacy Technology	DIPL	9
PT21	Phlebotomy Technician	TCC	14
PM31	Physical Metrology Technician	TCC	1
PT42	Polysomnography Technology	DIPL	1
PN12	Practical Nursing	DIPL	19
PR31	Pre-Nursing	TCC	7
PEO1	Pre-hospital EMS Operations	TCC	12
PC51	Prep Cook	TCC	30
PC81	Programmable Control Technician	TCC	9
PT81	Purchasing Technician	TCC	16
RT23	Radiologic Technology	AAS	10
RA21	Residential Air Conditioning Technician	TCC	7
ST11	Selected Topics in Criminal Justice	TCC	9
SSM1	Service Sector Management Specialist	TCC	8
ST11	Shampoo Technician	TCC	56
SB41	Small Business Management Specialist	TCC	13
SAF1	Sports and Fitness Management Specialist	TCC	1
ST12	Surgical Technology	DIPL	5
TPS1	Tax Preparation Specialist	TCC	5

Major Code	Major Description	Level	Awards Conferred
TMS1	Technical Management Specialist	TCC	62
TC31	Technical Specialist	TCC	6
TS23	Technical Studies	AAS	113
VSM1	Vertical Shielded Metal Arc Welder Fabricator	TCC	36
WA21	Warehouse and Distribution Technician	TCC	13
IS53	Web Site Design/Development	AAS	1
IS64	Web Site Design/Development	DIPL	1
IS41	Web Site Designer	TCC	2
WAJ2	Welding and Joining Technology	DIPL	10
	Total		2,447

Source: TCSG Data Center Report #TEC0109 as of 10/19/2020

Milledgeville Campus Awards by Program AY2020 (Table 60)

Major Code	Major Description	Level	Awards Conferred
AB73	A. S. - General Studies	AS	1
AC12	Accounting	DIPL	2
AC13	Accounting	AAS	3
AS21	Administrative Support Assistant	TCC	6
AC91	Advanced Comp TIA A+ Certified Technician Preparation	TCC	1
OSM1	Advanced Shielded Metal Arc Welder	TCC	1
ACK1	Air Conditioning Electrical Technician	TCC	4
AZ31	Air Conditioning Technician Assistant	TCC	2
ACT2	Air Conditioning Technology	DIPL	3
AST2	Aircraft Structural Technology	DIPL	1
AAA1	Auditing and Assurances Specialist	TCC	2
ASG1	Automotive Chassis Technician Specialist	TCC	2
AE41	Automotive Electrical/Electronic Systems Technician	TCC	6
AE51	Automotive Engine Performance Technician	TCC	3
AE61	Automotive Engine Repair Technician	TCC	4
AF12	Automotive Fundamentals	DIPL	3
AT14	Automotive Technology	DIPL	2
AA71	Automotive Transmission/Transaxle Tech Specialist	TCC	3
BI31	Barber II	TCC	2
BA12	Barbering	DIPL	1
BF41	Barbering Fundamentals	TCC	1
FS31	Basic Shielded Metal Arc Welder	TCC	1
MD12	Business Management	DIPL	1
MD13	Business Management	AAS	1
BA22	Business Technology	DIPL	3
BA23	Business Technology	AAS	2
CA61	CompTIA A+ Certified Preparation	TCC	5
CA71	CompTIA A+ Certified Technician Preparation	TCC	4
CH11	Computer Hardware Specialist	TCC	5
CP24	Computer Programming	DIPL	1
CAY1	Computerized Accounting Specialist	TCC	2
CO12	Cosmetology	DIPL	3
CJ71	Criminal Justice Fundamentals	TCC	4

Major Code	Major Description	Level	Awards Conferred
CJ21	Criminal Justice Specialist	TCC	3
CJT2	Criminal Justice Technology	DIPL	2
CJT3	Criminal Justice Technology	AAS	4
DAM1	Design and Media Production Specialist	TCC	9
EC31	Early Childhood Care and Education Basics	TCC	7
EC13	Early Childhood Care/Education	AAS	4
ECC2	Early Childhood Care/Education	DIPL	3
ECP1	Early Childhood Program Administration	TCC	1
EC21	Early College Essentials	TCC	4
FF41	Foundations of Computer Programming	TCC	1
GM31	Gas Metal Arc Welder	TCC	3
HD21	Hair Designer	TCC	2
HA21	Health Care Assistant	TCC	3
HD41	Help Desk Specialist	TCC	3
HRM1	Human Resource Management Specialist	TCC	2
IE41	Industrial Electrician	TCC	1
IS13	Industrial Systems Technology	AAS	1
ITP4	Information Technology Professional	DIPL	1
IT51	Introduction to Criminal Justice	TCC	4
MAL1	Management and Leadership Specialist	TCC	2
MAR1	Medical Assisting Receptionist	TCC	5
MB21	Medical Billing Clerk	TCC	2
MC41	Medical Coding	TCC	4
MF21	Medical Front Office Assistant	TCC	2
ME21	Microsoft Excel Application Specialist	TCC	2
MF41	Microsoft Office Applications Professional	TCC	2
MWA1	Microsoft Word Application Professional	TCC	4
NA21	Network Administrator	TCC	1
NT41	Network Technician	TCC	6
NS13	Networking Specialist	AAS	1
CN21	Nurse Aide	TCC	1
NAE1	Nurse Aide Essentials	TCC	2
AN43	Nursing	ASN	1
OA31	Office Accounting Specialist	TCC	2
PR21	PC Repair and Network Technician	TCC	5
PA61	Payroll Accounting Specialist	TCC	3
PT21	Phlebotomy Technician	TCC	1
PN12	Practical Nursing	DIPL	14
PT81	Purchasing Technician	TCC	1
RA21	Residential Air Conditioning Technician	TCC	3
ST11	Shampoo Technician	TCC	9
TMS1	Technical Management Specialist	TCC	1
TS23	Technical Studies	AAS	7
VSM1	Vertical Shielded Metal Arc Welder Fabricator	TCC	1
	Total		225

Source: TCSG Data Center Report #TEC0109 as of 10/19/2020

Peach County Workforce Development Center Awards by Program AY2020 (Table 61)

Major Code	Major Description	Level	Awards Conferred
DTM1	Diesel Truck Maintenance Technician	TCC	3
	Total		3

Source: TCSG Data Center Report #TEC0109 as of 10/19/2020

Putnam County Center Awards by Program AY2020 (Table 62)

Major Code	Major Description	Level	Awards Conferred
OSM1	Advanced Shielded Metal Arc Welder	TCC	4
FS31	Basic Shielded Metal Arc Welder	TCC	2
CT61	Commercial Truck Driving	TCC	2
EC21	Early College Essentials	TCC	1
FC61	Flux Cored Arc Welder	TCC	1
GM31	Gas Metal Arc Welder	TCC	4
GTA1	Gas Tungsten Arc Welder	TCC	4
CN21	Nurse Aide	TCC	1
RT23	Radiologic Technology	AAS	1
VSM1	Vertical Shielded Metal Arc Welder Fabricator	TCC	4
WAJ2	Welding and Joining Technology	DIPL	2
	Total		26

Source: TCSG Data Center Report #TEC0109 as of 10/19/2020

VECTR Center Awards by Program AY2020 (Table 63)

Major Code	Major Description	Level	Awards Conferred
ACK1	Air Conditioning Electrical Technician	TCC	23
AZ31	Air Conditioning Technician Assistant	TCC	28
ACT2	Air Conditioning Technology	DIPL	1
FS31	Basic Shielded Metal Arc Welder	TCC	20
CW11	Certified Warehousing and Distribution Spec	TCC	2
CN71	Cisco Network Specialist	TCC	4
CT61	Commercial Truck Driving	TCC	30
GM31	Gas Metal Arc Welder	TCC	19
GTA1	Gas Tungsten Arc Welder	TCC	19
IE41	Industrial Electrician	TCC	5
RA21	Residential Air Conditioning Technician	TCC	2
	Total		153

Source: TCSG Data Center Report #TEC0109 as of 10/19/2020

Warner Robins (Main) Campus Awards by Program AY2020 (Table 64)

Major Code	Major Description	Level	Awards Conferred
AB73	A. S. - General Studies	AS	6
AF53	AAS in Interdisciplinary Studies	AAS	50
AC12	Accounting	DIPL	8
AC13	Accounting	AAS	9

Major Code	Major Description	Level	Awards Conferred
AS21	Administrative Support Assistant	TCC	48
AC91	Advanced Comp TIA A+ Certified Technician Preparation	TCC	12
EMH1	Advanced Emergency Medical Technician (AEMT)	TCC	17
AL41	Advanced Legal Assistant	TCC	2
OSM1	Advanced Shielded Metal Arc Welder	TCC	12
ACK1	Air Conditioning Electrical Technician	TCC	22
AZ31	Air Conditioning Technician Assistant	TCC	13
ACT2	Air Conditioning Technology	DIPL	9
AA61	Aircraft Assembly Technician	TCC	50
AST2	Aircraft Structural Technology	DIPL	22
AH31	Animal Healthcare Assistant	TCC	14
AS33	Applied Technical Management	AAS	1
AAA1	Auditing and Assurances Specialist	TCC	5
ACR2	Auto Collision Repair	DIPL	1
ALR1	Auto Maintenance and Light Repair Tech	TCC	12
ASG1	Automotive Chassis Technician Specialist	TCC	11
AH21	Automotive Climate Control Technician	TCC	11
AB51	Automotive Collision Repair Assistant I	TCC	1
AE41	Automotive Electrical/Electronic Systems Technician	TCC	17
AE51	Automotive Engine Performance Technician	TCC	7
AE61	Automotive Engine Repair Technician	TCC	14
AF12	Automotive Fundamentals	DIPL	21
AT14	Automotive Technology	DIPL	6
AA71	Automotive Transmission/Transaxle Tech Specialist	TCC	12
AM24	Aviation Maintenance Technician	TCC	16
AMT1	Aviation Maintenance Technician-Airframe	TCC	15
AM61	Aviation Maintenance Technician-Power Plant	TCC	16
AM34	Aviation Maintenance Technology	DIPL	1
AM43	Aviation Maintenance Technology	AAS	12
BC71	Banking and Finance Specialist	TCC	2
BI31	Barber II	TCC	7
BA12	Barbering	DIPL	5
BA71	Barbering Assistant	TCC	8
BF41	Barbering Fundamentals	TCC	44
BE41	Basic Electronic Assembler	TCC	25
BMO1	Basic Machining Operator	TCC	8
BM31	Basic Machinist	TCC	4
FS31	Basic Shielded Metal Arc Welder	TCC	30
MD12	Business Management	DIPL	30
MD13	Business Management	AAS	29
BA22	Business Technology	DIPL	17
BA23	Business Technology	AAS	13
BA21	Business and Customer Service Technology	TCC	362
CS51	CNC Specialist	TCC	5
CT13	Cardiovascular Technology	AAS	1
CS91	Central Sterile Supply Processing Technician - Adv	TCC	1
CN71	Cisco Network Specialist	TCC	8
CLT3	Clinical Laboratory Technology	AAS	5
CT61	Commercial Truck Driving	TCC	32

Major Code	Major Description	Level	Awards Conferred
CA61	CompTIA A+ Certified Preparation	TCC	45
CA71	CompTIA A+ Certified Technician Preparation	TCC	37
CH11	Computer Hardware Specialist	TCC	31
CP23	Computer Programming	AAS	8
CP24	Computer Programming	DIPL	1
CS14	Computer Support Specialist	DIPL	1
CS23	Computer Support Specialist	AAS	5
CAY1	Computerized Accounting Specialist	TCC	19
CO12	Cosmetology	DIPL	19
CGL1	Cosmetology for Licensure	TCC	1
CZ31	Crime Scene Fundamentals	TCC	16
CJ71	Criminal Justice Fundamentals	TCC	56
CJ21	Criminal Justice Specialist	TCC	46
CJT2	Criminal Justice Technology	DIPL	24
CJT3	Criminal Justice Technology	AAS	23
DH13	Dental Hygiene	AAS	12
DAM1	Design and Media Production Specialist	TCC	20
DAM3	Design and Media Production Technology	AAS	2
DEM2	Design and Media Production Technology	DIPL	2
DE11	Diesel Electrical/Electronic Systems Technician	TCC	6
DTM1	Diesel Truck Maintenance Technician	TCC	4
DT13	Drafting Technology	AAS	1
MO21	Dual Enrollment Advanced Comp TIA A+ Certified Tech	TCC	3
MB31	Dual Enrollment Basic Shielded Arc Welder	TCC	1
EP12	EMS Professions	DIPL	6
EC31	Early Childhood Care and Education Basics	TCC	83
EC13	Early Childhood Care/Education	AAS	21
ECC2	Early Childhood Care/Education	DIPL	16
EC41	Early Childhood Exceptionalities	TCC	2
ECP1	Early Childhood Program Administration	TCC	11
EC21	Early College Essentials	TCC	180
EM81	Electrical Maintenance Technician	TCC	22
ET81	Electrocardiography Technology	TCC	2
EF12	Electronics Fundamentals	DIPL	5
ET13	Electronics Technology	AAS	6
ET14	Electronics Technology	DIPL	7
EB71	Emergency Medical Responder (EMR)	TCC	3
EMJ1	Emergency Medical Technician (EMT)	TCC	22
ET31	Engineering Technician	TCC	1
ET33	Engineering Technology	AAS	6
EBT1	Engineering Technology Basics	TCC	3
EN11	Entrepreneurship	TCC	1
EH11	Environmental Horticulture Technician	TCC	5
FC61	Flux Cored Arc Welder	TCC	25
FF41	Foundations of Computer Programming	TCC	9
GM31	Gas Metal Arc Welder	TCC	34
GTA1	Gas Tungsten Arc Welder	TCC	23
HD21	Hair Designer	TCC	26
HA21	Health Care Assistant	TCC	18

Major Code	Major Description	Level	Awards Conferred
HD41	Help Desk Specialist	TCC	21
HPC1	Hemodialysis Patient Care Specialist	TCC	8
HRO1	Hemodialysis Reuse or Reprocessing Technician	TCC	9
HT12	Hemodialysis Technologist	DIPL	7
HP31	Hospitality Operations Associate	TCC	3
HM13	Hotel/Restaurant/Tourism Management	AAS	1
HRM1	Human Resource Management Specialist	TCC	32
IE41	Industrial Electrician	TCC	26
IF11	Industrial Fluid Power Technician	TCC	29
IM11	Industrial Maintenance Assistant	TCC	6
IM41	Industrial Motor Controls Technician	TCC	23
IS13	Industrial Systems Technology	AAS	11
IST4	Industrial Systems Technology	DIPL	3
IC31	Infant/Toddler Child Care Specialist	TCC	20
ITP3	Information Technology Professional	AAS	16
ITP4	Information Technology Professional	DIPL	8
IA31	Instrumentation and Controls Technician, I	TCC	5
IT51	Introduction to Criminal Justice	TCC	63
IT61	Introduction to Motor Controls	TCC	6
ITW1	Introduction to Web Design	TCC	4
IC41	Inventory Control Technician	TCC	9
JP11	Java Programmer	TCC	8
LP11	Lathe Operator	TCC	7
LA11	Legal Administrative Assistant	TCC	1
LIF1	Legal Issues for Criminal Justice	TCC	2
DM12	Logistics Management	DIPL	5
DM23	Logistics Management	AAS	11
MAL1	Management and Leadership Specialist	TCC	29
MM12	Marketing Management	DIPL	1
MA22	Medical Assisting	DIPL	3
MA23	Medical Assisting	AAS	1
MAR1	Medical Assisting Receptionist	TCC	16
MB21	Medical Billing Clerk	TCC	23
MC41	Medical Coding	TCC	15
MF21	Medical Front Office Assistant	TCC	16
ME21	Microsoft Excel Application Specialist	TCC	3
MS11	Microsoft Network Administrator	TCC	2
MF41	Microsoft Office Applications Professional	TCC	18
MWA1	Microsoft Word Application Professional	TCC	34
MW11	Microsoft Word Application Specialist	TCC	1
MP11	Mill Operator	TCC	9
MG21	Motion Graphics Assistant	TCC	1
BES1	NCCER Basic Electrical Systems Technician	TCC	1
ES22	NCCER Electrical Systems Construction and Maintena	DIPL	1
IE61	NCCER Intermediate Electrical Systems Technician	TCC	1
SE11	NCCER Specialty Electrical Services	TCC	1
NA21	Network Administrator	TCC	12
NT41	Network Technician	TCC	36
NS13	Networking Specialist	AAS	9

Major Code	Major Description	Level	Awards Conferred
NS14	Networking Specialist	DIPL	2
CN21	Nurse Aide	TCC	12
NAE1	Nurse Aide Essentials	TCC	10
AN43	Nursing	ASN	32
OA31	Office Accounting Specialist	TCC	18
OT13	Orthopedic Technology	AAS	2
PR21	PC Repair and Network Technician	TCC	31
PF21	Paralegal Fundamentals	TCC	1
PS12	Paralegal Studies	DIPL	1
PS13	Paralegal Studies	AAS	1
PT12	Paramedicine	DIPL	4
PT13	Paramedicine	AAS	1
PA61	Payroll Accounting Specialist	TCC	11
PT21	Phlebotomy Technician	TCC	10
PW11	Pipe Welder	TCC	1
PN12	Practical Nursing	DIPL	37
PR31	Pre-Nursing	TCC	13
PEO1	Pre-hospital EMS Operations	TCC	16
MTT2	Precision Machining and Manufacturing	DIPL	4
PC51	Prep Cook	TCC	54
PC81	Programmable Control Technician	TCC	23
PT81	Purchasing Technician	TCC	16
RT23	Radiologic Technology	AAS	17
RA21	Residential Air Conditioning Technician	TCC	10
RP11	Residential/Commercial Plumbing Technician	TCC	10
STI1	Selected Topics in Criminal Justice	TCC	19
SSM1	Service Sector Management Specialist	TCC	9
ST11	Shampoo Technician	TCC	51
SB41	Small Business Management Specialist	TCC	7
SAF1	Sports and Fitness Management Specialist	TCC	2
ST12	Surgical Technology	DIPL	13
TPS1	Tax Preparation Specialist	TCC	4
TMS1	Technical Management Specialist	TCC	56
TC31	Technical Specialist	TCC	9
TS23	Technical Studies	AAS	200
VSM1	Vertical Shielded Metal Arc Welder Fabricator	TCC	13
WA21	Warehouse and Distribution Technician	TCC	13
IS53	Web Site Design/Development	AAS	2
IS64	Web Site Design/Development	DIPL	2
IS41	Web Site Designer	TCC	4
ISE1	Web Site Developer	TCC	4
WAJ2	Welding and Joining Technology	DIPL	8
	Total		3,359

Source: TCSG Data Center Report #TEC0109 as of 10/19/2020

Programs Approved by TCSG

CGTC Programs Approved by the Technical College System of Georgia (Table 65)

Major Code	Major Description	CIP Code	Start Term	Award Level
AA61	Aircraft Assembly Technician	470607	201212	TCC
AA71	Automotive Transmission/Transaxle Tech Specialist	470604	201314	TCC
AAA1	Auditing and Assurances Specialist	520302	201212	TCC
AB11	Advanced Business and Customer Service Technology	520411	201814	TCC
AB51	Automotive Collision Repair Assistant I	470603	201212	TCC
AB71	Advanced Carpentry	460201	201812	TCC
AB73	A. S. - General Studies	240199	202012	Degree
AC12	Accounting	520302	201212	Diploma
AC13	Accounting	520302	201212	Degree
AC31	Acute Care Nurse Aide	513902	201214	TCC
AC51	Advanced CAD Technician	151302	201212	TCC
AC91	Advanced Comp TIA A+ Certified Technician Preparation	470104	201212	TCC
ACK1	Air Conditioning Electrical Technician	470201	201212	TCC
ACR2	Auto Collision Repair	470603	201212	Diploma
ACT2	Air Conditioning Technology	470201	201212	Diploma
AE21	Alternative Energy Fundamentals	150503	201614	TCC
AE41	Automotive Electrical/Electronic Systems Technician	470604	201212	TCC
AE51	Automotive Engine Performance Technician	470604	201212	TCC
AE61	Automotive Engine Repair Technician	470604	201214	TCC
AF11	Administrative Office Specialist	520407	201212	TCC
AF12	Automotive Fundamentals	470604	201212	Diploma
AF53	AAS in Interdisciplinary Studies	419999	201714	Degree
AH21	Automotive Climate Control Technician	470604	201212	TCC
AH31	Animal Healthcare Assistant	510808	201212	TCC
AL41	Advanced Legal Assistant	220302	201212	TCC
ALR1	Auto Maintenance and Light Repair Tech	470604	201512	TCC
AM13	Advanced Medical Imaging	510911	201212	Degree
AM24	Aviation Maintenance Technician	470608	201212	TCC
AM34	Aviation Maintenance Technology	470608	201212	Diploma
AM43	Aviation Maintenance Technology	470608	201212	Degree
AM61	Aviation Maintenance Technician-Power Plant	470608	201214	TCC
AMT1	Aviation Maintenance Technician-Airframe	470607	201212	TCC
AN43	Nursing	513801	201712	Degree
AS21	Administrative Support Assistant	520408	201212	TCC
AS33	Applied Technical Management	479999	201212	Degree
ASG1	Automotive Chassis Technician Specialist	470604	201212	TCC
AST2	Aircraft Structural Technology	470607	201212	Diploma
AT14	Automotive Technology	470604	201212	Diploma
AZ31	Air Conditioning Technician Assistant	470201	201212	TCC
BA12	Barbering	120402	201212	Diploma
BA21	Business and Customer Service Technology	520411	201212	TCC
BA22	Business Technology	520401	201212	Diploma
BA23	Business Technology	520401	201212	Degree
BA71	Barbering Assistant	120402	201412	TCC

Major Code	Major Description	CIP Code	Start Term	Award Level
BAF2	Banking and Finance	520803	201212	Diploma
BAF3	Banking and Finance	520803	201212	Degree
BC71	Banking and Finance Specialist	520803	201814	TCC
BE41	Basic Electronic Assembler	470101	201212	TCC
BES1	NCCER Basic Electrical Systems Technician	460302	201612	TCC
BF21	Barbering for Cosmetologists	120402	201212	TCC
BF41	Barbering Fundamentals	120402	201814	TCC
BI11	Barbering Instructor Training	120413	201212	TCC
BI23	Biotechnology	410101	201212	Degree
BI31	Barber II	120402	201812	TCC
BLA1	Biotechnology Laboratory Assistant	410101	201512	TCC
BM31	Basic Machinist	480503	201312	TCC
BMO1	Basic Machining Operator	480503	201312	TCC
CA11	Cabinetmaking Assembly Technician	480703	201212	TCC
CA12	Cabinetmaking	480703	201212	Diploma
CA13	Cabinetmaking	480703	201212	Degree
CA22	Carpentry	460201	201212	Diploma
CA23	Carpentry	460201	201212	Degree
CA61	CompTIA A+ Certified Preparation	470104	201212	TCC
CA71	CompTIA A+ Certified Technician Preparation	470104	201212	TCC
CAY1	Computerized Accounting Specialist	520302	201212	TCC
CCW1	Certified Construction Worker	460201	201212	TCC
CD71	Cisco CCNP Specialist	111001	201212	TCC
CEC1	Commercial Electrical Construction Technician	460302	202014	TCC
CF21	Carpentry Fundamentals	460201	201812	TCC
CGL1	Cosmetology for Licensure	120401	201914	TCC
CH11	Computer Hardware Specialist	470104	201212	TCC
CI21	Cosmetology Instructor Training	120413	201212	TCC
CJ21	Criminal Justice Specialist	430104	201212	TCC
CJ71	Criminal Justice Fundamentals	430104	201212	TCC
CJT2	Criminal Justice Technology	430104	201212	Diploma
CJT3	Criminal Justice Technology	430104	201212	Degree
CLT3	Clinical Laboratory Technology	511004	201212	Degree
CM12	Construction Management	522001	201212	Diploma
CM13	Construction Management	522001	201212	Degree
CM22	NCCER Construction Management Technology	522001	201812	Diploma
CM51	Certified Manufacturing Specialist	150613	201912	TCC
CMT3	NCCER Construction Management Technology	522001	201812	Degree
CN21	Nurse Aide	513902	201212	TCC
CN71	Cisco Network Specialist	111001	201212	TCC
CNB1	Culinary Nutrition Assistant	120505	201812	TCC
CO12	Cosmetology	120401	201212	Diploma
CP23	Computer Programming	110201	201212	Degree
CP24	Computer Programming	110201	201212	Diploma
CP41	CAD Operator	151302	201212	TCC
CR21	Court Reporter	220399	201812	TCC
CS14	Computer Support Specialist	110301	201212	Diploma
CS23	Computer Support Specialist	110301	201212	Degree
CS51	CNC Specialist	480503	201212	TCC

Major Code	Major Description	CIP Code	Start Term	Award Level
CS91	Central Sterile Supply Processing Technician - Adv	510909	201416	TCC
CSB1	Central Sterile Supply Processing Technician	510909	201212	TCC
CSQ1	Commercial Straight Truck and Passenger Driving	490205	201616	TCC
CT13	Cardiovascular Technology	510901	201212	Degree
CT22	Carpentry Technology	460201	201712	Diploma
CT31	Carpentry Technology	460201	201812	TCC
CT33	Carpentry Technology	460201	201712	Degree
CT41	Calibration Technician	150404	201212	TCC
CT61	Commercial Truck Driving	490205	201212	TCC
CT91	Computed Tomography Specialist	510911	201212	TCC
CW11	Certified Warehousing and Distribution Spec	520203	201912	TCC
CZ31	Crime Scene Fundamentals	430107	201214	TCC
DA12	Dental Assisting	510601	201214	Diploma
DA31	Drafters Assistant	151301	201312	TCC
DAM1	Design and Media Production Specialist	500401	201212	TCC
DAM3	Design and Media Production Technology	500401	201212	Degree
DE11	Diesel Electrical/Electronic Systems Technician	470605	201916	TCC
DEF1	Diesel Equipment Fundamentals	470605	202016	TCC
DEM2	Design and Media Production Technology	500401	201212	Diploma
DH13	Dental Hygiene	510602	201212	Degree
DM12	Logistics Management	520203	201212	Diploma
DM23	Logistics Management	520203	201212	Degree
DT12	Drafting Technology	151301	201212	Diploma
DT13	Drafting Technology	151301	201212	Degree
DTM1	Diesel Truck Maintenance Technician	470613	201512	TCC
EB71	Emergency Medical Responder (EMR)	510904	201512	TCC
EBT1	Engineering Technology Basics	150303	201512	TCC
EC13	Early Childhood Care/Education	131210	201212	Degree
EC21	Early College Essentials	240199	201616	TCC
EC22	Electrical Control Systems	470303	201212	Diploma
EC23	Echocardiography	510910	201512	Degree
EC31	Early Childhood Care and Education Basics	190709	201212	TCC
EC41	Early Childhood Exceptionalities	131501	201212	TCC
ECC2	Early Childhood Care/Education	131210	201212	Diploma
ECP1	Early Childhood Program Administration	190708	201212	TCC
EE11	Electrical Engineering Technician	159999	202016	TCC
EF12	Electronics Fundamentals	470101	201212	Diploma
EGT1	Engineering Graphics Technician	159999	202016	TCC
EH11	Environmental Horticulture Technician	010601	201612	TCC
EM12	Emergency Management	430302	201212	Diploma
EM13	Emergency Management	430302	201212	Degree
EM81	Electrical Maintenance Technician	470303	201212	TCC
EM91	Electronic Metrology Technician	150404	201212	TCC
EMH1	Advanced Emergency Medical Technician (AEMT)	510904	201212	TCC
EMJ1	Emergency Medical Technician (EMT)	510904	201312	TCC
EN11	Entrepreneurship	520701	201212	TCC
EP12	EMS Professions	510904	201316	Diploma
ES12	Electrical Systems Technology	460302	201212	Diploma
ES22	NCCER Electrical Systems Construction and Maintenance	460302	201612	Diploma

Major Code	Major Description	CIP Code	Start Term	Award Level
ET13	Electronics Technology	470101	201212	Degree
ET14	Electronics Technology	470101	201212	Diploma
ET31	Engineering Technician	159999	201612	TCC
ET33	Engineering Technology	159999	201512	Degree
ET71	Electro-Mechanical Technician	470303	201412	TCC
ET81	Electrocardiography Technology	510902	201212	TCC
FC61	Flux Cored Arc Welder	480508	201912	TCC
FC71	Framing Carpenter	460201	201212	TCC
FF41	Foundations of Computer Programming	110202	201512	TCC
FPW1	Food Production Worker I	120505	201812	TCC
FS31	Basic Shielded Metal Arc Welder	480508	201212	TCC
GE12	Gerontology	190702	201212	Diploma
GE13	Gerontology	190702	201212	Degree
GI12	Geographic Information Systems Technology	450702	201212	Diploma
GI13	Geographic Information Systems	450702	201212	Degree
GM31	Gas Metal Arc Welder	480508	201212	TCC
GT41	GIS Technology	450702	201212	TCC
GTA1	Gas Tungsten Arc Welder	480508	201212	TCC
HA21	Health Care Assistant	510899	201212	TCC
HC31	Hospitality Customer Service Specialist	520901	202014	TCC
HD21	Hair Designer	120401	201612	TCC
HD41	Help Desk Specialist	470104	201512	TCC
HM12	Hotel/Restaurant/Tourism Management	520901	201212	Diploma
HM13	Hotel/Restaurant/Tourism Management	520901	201212	Degree
HP31	Hospitality Operations Associate	520901	201614	TCC
HPC1	Hemodialysis Patient Care Specialist	511011	201212	TCC
HRM1	Human Resource Management Specialist	521001	201212	TCC
HRO1	Hemodialysis Reuse or Reprocessing Technician	511011	201314	TCC
HT12	Hemodialysis Technologist	511011	201316	Diploma
IA00	Institutionally Accepted	888888	199901	
IA13	Instrumentation and Controls Technician	150404	201212	Degree
IA31	Instrumentation and Controls Technician I	150404	201612	TCC
IC31	Infant/Toddler Child Care Specialist	190709	201212	TCC
IC41	Inventory Control Technician	520203	201212	TCC
IE41	Industrial Electrician	470303	201212	TCC
IE61	NCCER Intermediate Electrical Systems Technician	460302	201612	TCC
IF11	Industrial Fluid Power Technician	470303	201212	TCC
IM11	Industrial Maintenance Assistant	470303	201914	TCC
IM41	Industrial Motor Controls Technician	470303	201212	TCC
IM51	Industrial Engineering Technician	159999	202016	TCC
IMS2	Industrial Mechanical Systems	470303	201212	Diploma
IS13	Industrial Systems Technology	470303	201212	Degree
IS41	Web Site Designer	110801	201416	TCC
IS53	Web Site Design/Development	110801	201212	Degree
IS64	Web Site Design/Development	110801	201212	Diploma
ISE1	Web Site Developer	110801	201212	TCC
IST4	Industrial Systems Technology	470303	201212	Diploma
IT51	Introduction to Criminal Justice	430104	201214	TCC
IT61	Introduction to Motor Controls	470303	201912	TCC

Major Code	Major Description	CIP Code	Start Term	Award Level
ITP3	Information Technology Professional	111005	201212	Degree
ITP4	Information Technology Professional	111005	201212	Diploma
ITW1	Introduction to Web Design	110801	201814	TCC
JP11	Java Programmer	110202	201314	TCC
LA11	Legal Administrative Assistant	220301	201212	TCC
LBT1	Literary Braille Transcriber	231303	201814	TCC
LIF1	Legal Issues for Criminal Justice	430104	201612	TCC
LP11	Lathe Operator	480503	201312	TCC
MA22	Medical Assisting	510801	201212	Diploma
MA23	Medical Assisting	510801	201212	Degree
MAL1	Management and Leadership Specialist	520201	201212	TCC
MAR1	Medical Assisting Receptionist	510712	201812	TCC
MB21	Medical Billing Clerk	510714	201212	TCC
MB31	Dual Enrollment Basic Shielded Arc Welder	480508	201612	TCC
MC41	Medical Coding	510713	201212	TCC
MC51	Dual Enrollment CompTIA A+ Certified Preparation	470104	201612	TCC
MD12	Business Management	520201	201212	Diploma
MD13	Business Management	520201	201212	Degree
ME13	Metrology	150404	201212	Degree
ME21	Microsoft Excel Application Specialist	110301	201314	TCC
ME24	Metrology	150404	201212	Diploma
MF21	Medical Front Office Assistant	510710	201212	TCC
MF41	Microsoft Office Applications Professional	110301	201212	TCC
MF61	Dual Enrollment Flux Cored Arc Welder	480508	202014	TCC
MG21	Motion Graphics Assistant	500401	201212	TCC
MGM1	Dual Enrollment Gas Metal Arc Welder	480508	201612	TCC
MGT1	Dual Enrollment Gas Tungsten Arc Welder	480508	201612	TCC
MLS1	Medical Language Specialist	510708	201212	TCC
MM12	Marketing Management	521401	201212	Diploma
MM13	Marketing Management	521401	201212	Degree
MM31	Mechanical Maintenance Technician	470303	201212	TCC
MN71	Mechanical Engineering Technician	159999	202016	TCC
MO21	Dual Enrollment Advanced Comp TIA A+ Certified Technician	470104	201614	TCC
MP11	Mill Operator	480503	201312	TCC
MRI1	Magnetic Resonance Imaging Specialist	510920	201212	TCC
MS11	Microsoft Network Administrator	111001	201212	TCC
MS61	Medical Skin Care Specialist	510711	201212	TCC
MTT2	Precision Machining and Manufacturing	480503	201212	Diploma
MW11	Microsoft Word Application Specialist	110301	201212	TCC
MWA1	Microsoft Word Application Professional	110601	201316	TCC
NA21	Network Administrator	111001	201314	TCC
NAE1	Nurse Aide Essentials	513902	202012	TCC
NS13	Networking Specialist	111001	201212	Degree
NS14	Networking Specialist	111001	201212	Diploma
NT41	Network Technician	111001	201412	TCC
OA31	Office Accounting Specialist	520302	201212	TCC
OSM1	Advanced Shielded Metal Arc Welder	480508	201212	TCC
OT13	Orthopedic Technology	512399	201212	Degree

Major Code	Major Description	CIP Code	Start Term	Award Level
PA61	Payroll Accounting Specialist	520302	201212	TCC
PA71	Pharmacist's Assistant	510805	201612	TCC
PB71	Pharmacy Assistant	510805	201212	TCC
PC21	Patient Care Assistant	513902	201212	TCC
PC51	Prep Cook	120505	201212	TCC
PC81	Programmable Control Technician	470303	201212	TCC
PCF1	Public/Private Crisis Manager	430302	201212	TCC
PEO1	Pre-hospital EMS Operations	510904	201616	TCC
PM31	Physical Metrology Technician	150404	201212	TCC
PN12	Practical Nursing	513901	201212	Diploma
PR21	PC Repair and Network Technician	470104	201212	TCC
PR31	Pre-Nursing	513801	202014	TCC
PS12	Paralegal Studies	220302	201212	Diploma
PS13	Paralegal Studies	220302	201212	Degree
PT12	Paramedicine	510904	201212	Diploma
PT13	Paramedicine	510904	201212	Degree
PT21	Phlebotomy Technician	511009	201212	TCC
PT22	Pharmacy Technology	510805	201212	Diploma
PT42	Polysomnography Technology	510917	201212	Diploma
PT81	Purchasing Technician	520203	201212	TCC
PTA3	Physical Therapist Assistant	510806	201814	Degree
PW11	Pipe Welder	480508	201212	TCC
RA12	Sports and Fitness Management	310101	201814	Diploma
RA13	Sports and Fitness Management	310101	201814	Degree
RA21	Residential Air Conditioning Technician	470201	201212	TCC
RP11	Residential/Commercial Plumbing Technician	460503	201212	TCC
RT23	Radiologic Technology	510911	201212	Degree
RW41	Residential/Industrial Wiring	460302	201212	TCC
RW61	Residential Wiring Technician	460302	201212	TCC
SAF1	Sports and Fitness Management Specialist	310101	201814	TCC
SB41	Small Business Management Specialist	520201	201416	TCC
SE11	NCCER Specialty Electrical Services	460302	201612	TCC
SP00	Special Admit	888888	200501	
SS21	Sustainable Small Farm and Agriculture Technician	010401	202012	TCC
SSM1	Service Sector Management Specialist	520201	201212	TCC
ST11	Shampoo Technician	120401	201212	TCC
ST12	Surgical Technology	510909	201212	Diploma
ST13	Surgical Technology	510909	202012	Degree
STI1	Selected Topics in Criminal Justice	430104	201612	TCC
TC31	Technical Specialist	231303	201212	TCC
TMS1	Technical Management Specialist	520201	201212	TCC
TPS1	Tax Preparation Specialist	520302	201212	TCC
TR00	Transient	888888	200501	
TS23	Technical Studies	479999	201212	Degree
VSM1	Vertical Shielded Metal Arc Welder Fabricator	480508	201212	TCC
WA21	Warehouse and Distribution Technician	520203	201212	TCC
WAJ2	Welding and Joining Technology	480508	201212	Diploma

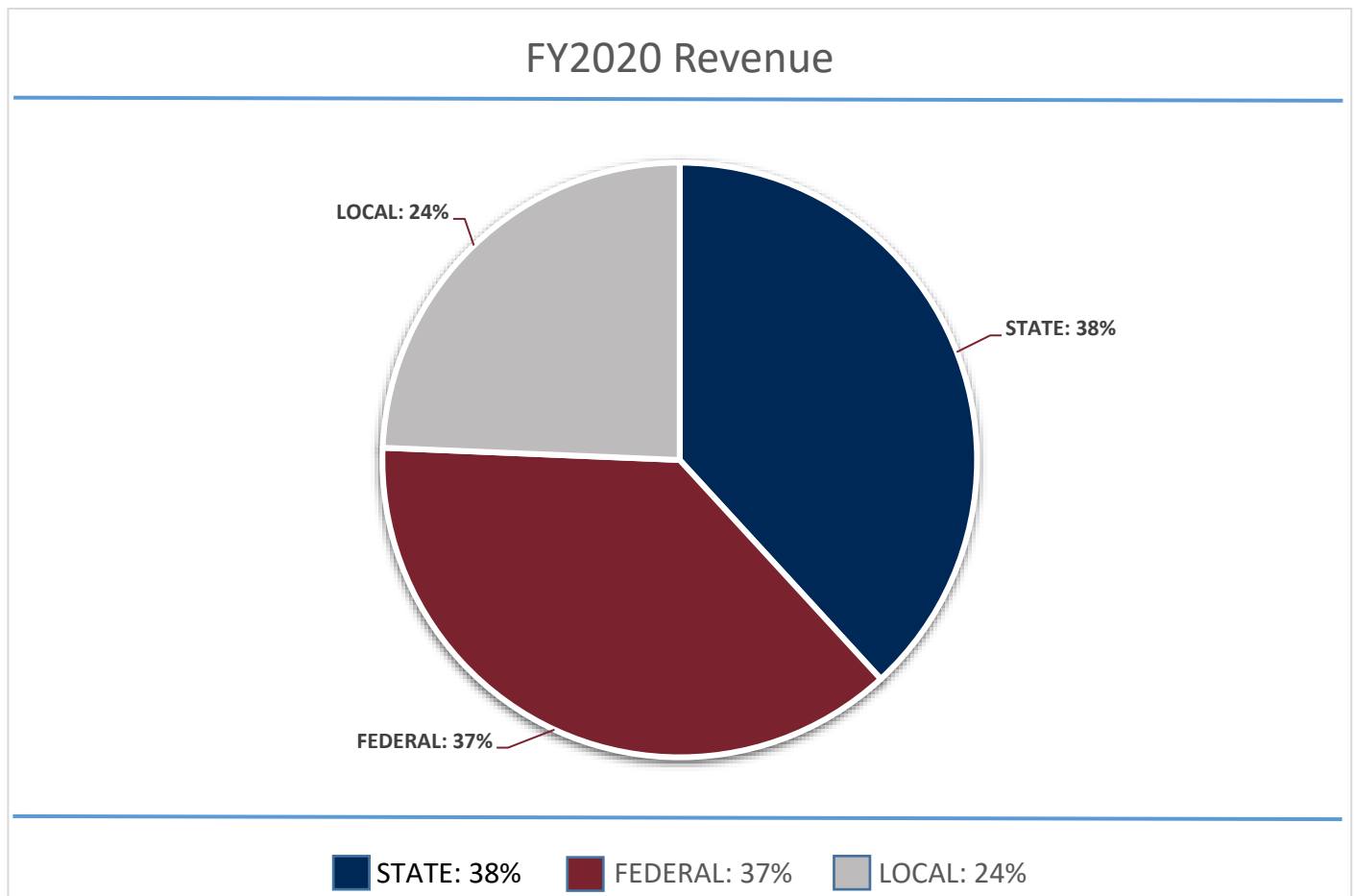
Source: TCSG Data Center; Report AP0002 as of 9/15/2020

CGTC Budget Overview

CGTC Budget Overview (Table 66)

	2017	2018	2019	2020
COLLEGE ASSETS	\$86,626,064	\$97,720,936	\$95,104,526	\$96,974,156
STATE REVENUE	\$22,203,123	\$27,611,610	\$25,317,400	\$27,529,588
FEDERAL REVENUE	\$18,156,228	\$23,908,812	\$23,666,833	\$27,023,576
LOCAL REVENUE	\$15,186,750	\$15,505,805	\$18,106,737	\$17,553,322
TOTAL REVENUE	\$55,546,101	\$67,026,227	\$67,090,970	\$72,106,486
SALARIES	\$28,648,771	\$30,246,741	\$30,503,869	\$31,141,916
EMPLOYEE BENEFITS	\$13,736,581	\$12,491,075	\$14,428,893	\$15,301,992

Through the management and operation of accounting, payroll and benefits, inventory and assets, facilities and other human resource functions, CGTC continues to maximize revenues to ensure the community receives the best education services possible.



CGTC Active Grants

Active Grants FY2020 (Table 67)

Name of Grant (listed in alphabetical order)	Funding Source
Aerospace Program Expansion	Charles H. Jones Family Foundation
Aerospace Program Expansion	The Peyton Anderson Foundation
American Apprenticeship Initiative	Department of Labor -TCSG
Americorps VISTA	Corporation for National and Community Service
Childcare Access Means Parents In School (CCAMPIS)	Department of Education
Commercial Motor Vehicle Operator Safety Training (CMVOST)	Department of Transportation
Community Development Block Grant	Macon-Bibb County ECDD
CQI Award	Georgia Family Connection Partnership
Distance Learning & Telemedicine	Department of Agriculture, Rural Utilities Service
Each One, Reach One	Knight Foundation
Electrical Construction Lab	The Arthur M. Blank Family Foundation
GEAR UP Georgia	Department of Education - TCSG
Higher Education Emergency Relief Fund - Institutional Funds	Department of Education
Higher Education Emergency Relief Fund - MSI Funds	Department of Education
Higher Education Emergency Relief Fund - Student Funds	Department of Education
Northrup Grumman Community Grant	Northrup Grumman Foundation
Predominantly Black Institution (PBI) Competitive Grant	Department of Education
Simmons Community Grant	Simmons Family
SNAP Works	Division of Family and Children Service -TCSG
Susan Harwood Capacity Building Grant	Department of Labor
Two-Generation Innovation Grant	Georgia Department of Early Care and Learning
Veterans Business Outreach Center (VBOC)	Small Business Administration
VECTR - Veteran Support Services	Community Foundation of Central Georgia
VECTR - Veteran Support Services	Publix Charities Giving
VECTR - Veteran Support Services	Carl Swearingen
VECTR - Veteran Support Services	United Way of Central Georgia



U.S. Census Bureau State & County Quick Facts:

CGTC Service Delivery Area (Table 68)

	Georgia	Baldwin County, Georgia	Bibb County, Georgia	Crawford County, Georgia	Dooley County, Georgia	Houston County, Georgia	Jones County, Georgia	Monroe County, Georgia	Peach County, Georgia	Pulaski County, Georgia	Putnam County, Georgia	Twiggs County, Georgia	United States
Population estimates, July 1, 2019, (V2019)	10,617,423	44,890	153,159	12,404	13,390	157,863	28,735	27,578	27,546	11,137	22,119	8,120	328,239,523
Population estimates base, April 1, 2010, (V2019)	9,688,729	45,840	155,783	12,601	14,925	139,819	28,668	26,167	27,807	11,999	21,218	9,026	308,758,105
Population, percent change - April 1, 2010 (estimates base) to July 1, 2019, (V2019)	9.60%	-2.10%	-1.70%	-1.60%	-10.30%	12.90%	0.20%	5.40%	-0.90%	-7.20%	4.20%	-10.00%	6.30%
Population, Census, April 1, 2010	9,687,653	45,720	155,547	12,630	14,918	139,900	28,669	26,424	27,695	12,010	21,218	9,023	308,745,538
Persons under 5 years, percent	6.20%	4.70%	6.70%	4.60%	3.70%	6.60%	5.00%	4.90%	5.90%	4.10%	4.90%	4.90%	6.00%
Persons under 18 years, percent	23.60%	18.50%	24.20%	20.20%	16.40%	25.50%	22.70%	20.30%	20.80%	18.00%	19.60%	19.20%	22.30%
Persons 65 years and over, percent	14.30%	16.50%	16.00%	19.40%	21.10%	13.00%	18.30%	19.20%	16.50%	22.90%	24.80%	23.30%	16.50%
Female persons, percent	51.40%	49.30%	53.20%	49.50%	45.40%	51.60%	51.60%	50.20%	51.80%	57.00%	51.40%	51.10%	50.80%
White alone, percent	60.20%	54.00%	40.00%	75.70%	47.70%	60.20%	72.40%	74.60%	51.90%	64.60%	71.10%	56.70%	76.30%
Black or African American alone, percent (a)	32.60%	42.50%	55.80%	20.80%	50.20%	32.90%	25.20%	22.70%	44.40%	32.00%	26.30%	40.70%	13.40%
American Indian and Alaska Native alone, percent (a)	0.50%	0.30%	0.30%	0.70%	0.30%	0.40%	0.40%	0.30%	0.50%	0.40%	0.50%	0.40%	1.30%
Asian alone, percent (a)	4.40%	1.70%	2.20%	1.30%	0.80%	3.30%	0.60%	1.00%	1.10%	1.20%	0.60%	0.30%	5.90%
Native Hawaiian and Other Pacific Islander alone, percent (a)	0.10%	0.10%	0.10%	0.10%	0.10%	0.20%	Z	Z	0.10%	0.10%	0.20%	Z	0.20%
Two or More Races, percent	2.20%	1.30%	1.60%	1.40%	1.00%	3.00%	1.40%	1.30%	2.00%	1.70%	1.20%	1.80%	2.80%
Hispanic or Latino, percent (b)	9.90%	2.30%	3.50%	3.60%	7.00%	6.60%	1.90%	2.40%	8.40%	3.60%	6.20%	2.70%	18.50%
White alone, not Hispanic or Latino, percent	52.00%	52.40%	37.40%	72.80%	42.10%	54.90%	71.00%	72.70%	44.70%	61.80%	66.10%	55.10%	60.10%
Veterans, 2014-2018	636,725	2,667	9,444	869	822	17,390	2,345	1,924	2,144	727	1,561	629	18,611,432
Foreign born persons, percent, 2014-2018	10.10%	2.70%	3.20%	1.10%	4.00%	5.40%	1.00%	2.80%	5.60%	1.90%	3.70%	1.30%	13.50%
Housing units, July 1, 2019, (V2019)	4,378,391	20,725	70,019	5,409	6,238	65,050	11,954	11,350	11,747	5,177	13,380	4,278	139,684,244
Owner-occupied housing unit rate, 2014-2018	63.10%	55.90%	52.60%	77.60%	69.80%	64.40%	80.10%	79.20%	63.20%	62.90%	77.90%	79.30%	63.80%
Median value of owner-occupied housing units, 2014-2018	\$166,800	\$112,500	\$116,500	\$92,900	\$83,700	\$138,600	\$123,400	\$163,800	\$128,600	\$113,500	\$165,300	\$63,200	\$204,900
Median selected monthly owner costs -with a mortgage, 2014-2018	\$1,383	\$1,210	\$1,183	\$1,074	\$933	\$1,219	\$1,327	\$1,325	\$1,203	\$1,108	\$1,191	\$1,039	\$1,558
Median selected monthly owner costs -without a mortgage, 2014-2018	\$418	\$394	\$427	\$409	\$406	\$395	\$400	\$420	\$425	\$343	\$395	\$347	\$490
Median gross rent, 2014-2018	\$968	\$705	\$803	\$699	\$537	\$897	\$764	\$744	\$707	\$698	\$712	\$577	\$1,023

	Georgia	Baldwin County, Georgia	Bibb County, Georgia	Crawford County, Georgia	Dooley County, Georgia	Houston County, Georgia	Jones County, Georgia	Monroe County, Georgia	Peach County, Georgia	Pulaski County, Georgia	Putnam County, Georgia	Twiggs County, Georgia	United States
Building permits, 2019	53,823	104	132	34	X	1,212	89	158	70	14	73	7	1,386,048
Households, 2014-2018	3,709,488	16,122	58,010	4,637	4,861	56,146	10,510	9,803	10,103	3,817	8,660	3,031	119,730,128
Persons per household, 2014-2018	2.71	2.54	2.54	2.62	2.59	2.67	2.69	2.65	2.47	2.55	2.46	2.71	2.63
Living in same house 1 year ago, percent of persons age 1 year+, 2014-2018	84.60%	79.40%	82.30%	89.60%	88.60%	83.80%	90.20%	88.40%	88.30%	83.20%	87.90%	95.20%	85.50%
Language other than English spoken at home, percent of persons age 5 years+, 2014-2018	13.90%	4.20%	5.00%	1.80%	6.10%	8.70%	1.70%	4.60%	9.10%	3.10%	6.40%	2.00%	21.50%
Households with a computer, percent, 2014-2018	88.60%	80.50%	83.50%	83.10%	72.30%	89.10%	86.50%	85.40%	81.50%	78.80%	88.10%	65.50%	88.80%
Households with a broadband Internet subscription, percent, 2014-2018	79.00%	70.50%	71.60%	68.10%	58.40%	79.90%	77.20%	74.40%	73.00%	65.20%	73.60%	53.40%	80.40%
High school graduate or higher, percent of persons age 25 years+, 2014-2018	86.70%	84.40%	85.70%	83.50%	75.20%	90.90%	87.40%	85.00%	84.00%	80.40%	85.40%	70.80%	87.70%
Bachelor's degree or higher, percent of persons age 25 years+, 2014-2018	30.70%	20.90%	25.70%	10.30%	11.30%	27.30%	20.10%	26.30%	19.40%	12.40%	22.20%	9.40%	31.50%
With a disability, under age 65 years, percent, 2014-2018	8.70%	11.50%	11.30%	12.50%	15.00%	9.40%	10.20%	10.40%	12.70%	15.10%	10.80%	13.60%	8.60%
Persons without health insurance, under age 65 years, percent	15.70%	16.10%	16.00%	17.70%	17.30%	12.00%	14.00%	14.30%	16.30%	15.60%	19.00%	17.60%	10.00%
In civilian labor force, total, percent of population age 16 years+, 2014-2018	62.40%	52.00%	56.80%	51.00%	49.10%	63.10%	57.70%	56.60%	53.10%	39.90%	54.80%	41.40%	62.90%
In civilian labor force, female, percent of population age 16 years+, 2014-2018	58.20%	52.50%	55.00%	51.00%	46.80%	59.70%	53.60%	54.30%	48.20%	32.10%	52.30%	38.20%	58.20%
Total accommodation and food services sales, 2012 (\$1,000) (c)	18,976,611	D	352,533	1,399	5,723	258,957	D	25,225	40,791	10,470	16,433	D	708,138,598
Total health care and social assistance receipts/revenue, 2012 (\$1,000) (c)	51,800,643	D	1,757,625	D	6,267	553,855	D	D	39,255	60,920	36,172	D	2,040,441,203
Total manufacturers' shipments, 2012 (\$1,000) (c)	155,836,792	D	1,573,548	D	176,901	2,051,018	D	116,234	D	D	127,240	X	5,696,729,632
Total merchant wholesaler sales, 2012 (\$1,000) (c)	143,645,290	D	1,522,405	D	67,511	220,643	D	112,584	D	D	57,935	D	5,208,023,478
Total retail sales, 2012 (\$1,000) (c)	119,801,495	554,505	2,597,512	23,119	147,059	1,762,808	96,950	186,875	296,125	87,635	157,411	27,933	4,219,821,871
Total retail sales per capita, 2012 (c)	\$12,077	\$11,959	\$16,602	\$1,835	\$10,271	\$12,063	\$3,393	\$7,016	\$10,721	\$7,477	\$7,426	\$3,307	\$13,443

	Georgia	Baldwin County, Georgia	Bibb County, Georgia	Crawford County, Georgia	Dooley County, Georgia	Houston County, Georgia	Jones County, Georgia	Monroe County, Georgia	Peach County, Georgia	Pulaski County, Georgia	Putnam County, Georgia	Twiggs County, Georgia	United States
Mean travel time to work (minutes), workers age 16 years+, 2014-2018	28.4	21.9	21.2	29.4	20.3	21.7	26.6	27.9	23	21.6	25.4	31.8	26.6
Median household income (in 2018 dollars), 2014-2018	\$55,679	\$39,426	\$39,931	\$43,257	\$35,629	\$58,770	\$53,155	\$54,050	\$42,802	\$38,770	\$51,245	\$33,037	\$60,293
Per capita income in past 12 months (in 2018 dollars), 2014-2018	\$29,523	\$20,305	\$24,409	\$21,102	\$20,259	\$28,196	\$25,725	\$34,669	\$22,767	\$19,389	\$28,819	\$19,465	\$32,621
Persons in poverty, percent	14.30%	23.80%	24.70%	18.50%	29.10%	12.10%	14.50%	13.00%	24.00%	23.90%	16.10%	21.30%	11.80%
Total employer establishments, 2018	235,847	798	4,170	107	152	2,557	328	523	456	176	446	80	7,912,405
Total employment, 2018	3,975,657	12,995	77,033	523	2,835	39,569	2,677	6,233	6,882	1,973	4,231	1,565	130,881,471
Total annual payroll, 2018 (\$1,000)	204,050,872	443,771	3,170,899	17,227	89,273	1,411,074	88,421	243,570	268,489	82,072	154,549	59,023	7,097,310,272
Total employment, percent change, 2017-2018	2.20%	1.20%	4.50%	3.20%	-1.20%	2.10%	2.40%	5.60%	5.00%	-3.80%	-5.10%	1.20%	1.80%
Total nonemployer establishments, 2018	955,621	3,229	13,187	787	675	10,494	2,026	2,243	1,898	701	2,000	619	26,485,532
All firms, 2012	929,864	3,709	15,461	801	739	10,037	2,162	2,612	2,233	786	2,059	638	27,626,360
Men-owned firms, 2012	480,578	1,759	6,867	391	364	4,857	1,084	1,488	1,097	431	1,083	274	14,844,597
Women-owned firms, 2012	376,506	1,543	7,230	371	346	4,047	932	840	920	316	684	235	9,878,397
Minority-owned firms, 2012	371,588	1,803	8,350	233	410	4,186	499	518	966	289	530	341	7,952,386
Nonminority-owned firms, 2012	538,893	1,771	6,422	540	306	5,508	1,613	1,977	1,159	464	1,455	289	18,987,918
Veteran-owned firms, 2012	96,787	413	1,556	60	69	1,285	222	434	228	134	200	69	2,521,682
Nonveteran-owned firms, 2012	800,585	3,096	12,966	713	644	8,013	1,836	1,947	1,905	619	1,679	521	24,070,685
Population per square mile, 2010	168.4	177.3	622.8	38.9	38.1	372.5	72.8	66.8	184.3	48.2	61.6	25.2	87.4
Land area in square miles, 2010	57,513.49	257.84	249.76	324.89	391.94	375.54	393.93	395.66	150.27	249.03	344.64	358.4	3,531,905.43
FIPS Code	"13"	"13009"	"13021"	"13079"	"13093"	"13153"	"13169"	"13207"	"13225"	"13235"	"13237"	"13289"	"1"

Source: <https://www.census.gov/quickfacts> as of 8/25/2020

NOTE: FIPS Code values are enclosed in quotes to ensure leading zeros remain intact.

Value Notes: None

Fact Notes:

- (a) Includes persons reporting only one race
- (b) Hispanics may be of any race, so also are included in applicable race categories
- (c) Economic Census - Puerto Rico data are not comparable to U.S. Economic Census data

Value Flags:

- Either no or too few sample observations were available to compute an estimate, or a ratio of medians cannot be calculated because one or both of the median estimates falls in the lowest or upper interval of an open-ended distribution.
- D Suppressed to avoid disclosure of confidential information
- F Fewer than 25 firms
- FN Footnote on this item in place of data
- N Data for this geographic area cannot be displayed because the number of sample cases is too small.
- NA Not available
- S Suppressed; does not meet publication standards
- X Not applicable
- Z Value greater than zero but less than half unit of measure shown

TCSG Definitions and Formulas

Total Credit Enrollment, Credit Hours, and FTE

Total students enrolled in credit courses, total credit hours taken by these students, and total full time equivalent (FTE). Semester FTE is credit hours divided by 15 and rounded down. Annual FTE is the sum of all credit hours for the academic year (Fall, Spring, and Summer semesters) divided by 30 and rounded down to the a whole number. Percent change is from same term of previous year to current term.

Unduplicated Graduates:

Each graduate is counted once regardless of how many awards received. A graduate who receives 2 TCCs and 1 Diploma = 1 graduate.

Awards Conferred (duplicated):

A graduate is counted for each award received, so one graduate can be counted multiple times if receiving multiple awards. A graduate who receives 2 TCCs and 1 Diploma = 3 awards.

Placement Formulas:

Placement Rates are based on unduplicated Graduates and unduplicated Employment Status, using the latest Employment Status entry for each student.

Total Placement

$$\frac{\text{In Field} + \text{Military} + \text{Rel Field} + \text{Unrel Field} + \text{In Field \& Cont Ed} + \text{Rel Field \& Cont Ed} + \text{Unrel Field \& Cont Ed} + \text{Cont Educ}}{\text{Numerator} + \text{Not Employed}}$$

Placed In Field

$$\frac{\text{In Field} + \text{Rel Field} + \text{Military} + \text{In Field \& Cont Ed} + \text{Rel Field \& Cont Ed}}{\text{Total Grads} - (\text{Unrel Field \& Cont Ed} + \text{Cont Ed} + \text{Unavail})}$$