



Central Georgia Technical College FACT BOOK 2019

Central Georgia Technical College
Ivan H. Allen, Ed.D., President

Technical College System of Georgia
Matt Arthur, Commissioner

Prepared by:

Office of Institutional Effectiveness

Deborah Josey Burks, VP for Institutional Effectiveness

3300 Macon Tech Drive, Macon, GA 31206

478.757.3424

dburks@centralgatech.edu

FACT BOOK 2019

The Office of Institutional Effectiveness is pleased to present *Central Georgia Technical College Fact Book 2019*. This Fact Book compiles tables of current and historical data reflecting areas of the College that are asked about most frequently. It is available to members of the CGTC community to serve as a reference guide and to provide a single, comprehensive source of key institutional data.

The information presented in *Central Georgia Technical College Fact Book 2019* reflects data through academic year 2019. To report a potential inaccuracy or to obtain more current information, contact the Office of Institutional Effectiveness at (478) 471-5184 or email bquinn@centralgatech.edu.

Deborah Josey Burks,
VP for Institutional Effectiveness

As set forth in its student catalog, Central Georgia Technical College does not discriminate on the basis of race, color, creed, national or ethnic origin, gender, religion, disability, age, political affiliation or belief, genetic information, veteran status, or citizenship status (except in those special circumstances permitted or mandated by law). The following person has been designated to handle inquiries regarding the non-discrimination policies:

The Title VI/Title IX/Section 504/ADA Coordinator for CGTC non-discrimination policies is Cathy Johnson, Executive Director of Conduct, Appeals & Compliance; Room A-136, 80 Cohen Walker Drive, Warner Robins, GA 31088; Phone: (478) 218-3309; Fax: (478) 471-5197; Email: cjohnson@centralgatech.edu.

Table of Contents

Executive Summary	1
General Information	2
Mission, Vision, Values & History	3
CGTC Board of Directors & Foundation Trustees	4
CGTC Campuses & Centers	5
Programs of Study	6
Accreditation	7
CGTC Programs Accredited, Certified, or Approved by Outside Agencies (Table 1)	7
CGTC Quality Initiatives	8
Quality Enhancement Plan (QEP)	8
Raising Expectations of Achievement (REACH)	8
TCSG Early Alert Management System (TEAMS)	8
Achieving the Dream (ATD)	8
Complete College Georgia (CCG)	8
Success Indicators	9-17
Assessing Institutional Outcomes - FY2019 (Table 2)	9
Strategic Indicators Trend Data AY2017-2019	10
Unduplicated Graduates and Placement (Table 3)	11
Placement in Field AY2015-2019 (Table 4)	11
Licensure/Certification Exam Pass Rates FY2015-2019 (Table 5)	12
CGTC Retention Rates for AY2018 and AY2019 (Table 6)	13
CGTC Graduation Rates AY2015-2019 (Table 7)	14
Academic Attainment AY2015-2019 (Table 8)	14
Occupational Attainment AY2015-2019 (Table 9)	14
Work Ethics AY2015-2019 (Table 10)	14
Adult Education Enrollment, Hours and GED Graduates by County AY2019 (Table 11)	15
Adult Education Students Entering Postsecondary Education AY2019 (Table 12)	15
Adult Education Measurable Skill Gains AY2018-2019 (Table 13)	15
Economic Development Customized Contract Training AY2015-2019 (Table 14)	16
Average Student Scores with Learning Support AY2015-2019 (Table 15)	17
CGTC Average Georgia Work Ready Certificate Scores AY2015-2019 (Table 16)	17

Table of Contents, Continued

Student Completion Indicator (Figures 1-4).....	18
CGTC Facts & Trends	19-25
Graduates and Awards - TCSG Comparisons	19
Unduplicated Graduates AY2019 Compared to Previous Year AY2018 (Table 17)	19
Awards Conferred AY2019 Compared to Previous Year AY2018 (Table 18).....	19
Graduates and Types of Awards Conferred AY2019 (Table 19).....	19
Credit Enrollment, Credit Hours, and FTE - TCSG Comparisons	20
Total Credit Enrollment AY2015-2019 (Table 20)	20
Total Credit Hours of Instruction AY2015-2019 (Table 21)	20
Full Time Equivalent (FTE) AY2015-2019 (Table 22)	20
Enrollment	21-26
Credit Enrollment by Gender AY2015-2019 (Table 23)	21
Credit Enrollment by Race/Ethnicity AY2015-2019 (Table 24).....	21
Credit Enrollment by Age Group AY2015-2019 (Table 25)	21
Credit Enrollment by Educational Level AY2015-2019 (Table 26)	22
Credit Enrollment by Special Populations AY2017-2019 (Table 27)	22
Credit Enrollment by Award Level and Semester AY2019 (Table 28).....	22
Credit Enrollment in General Education AY2015-2019 (Table 29).....	22
Credit Enrollment in Learning Support AY2015-2019 (Table 30)	23
High School Enrollment AY2015-2019 (Table 31)	23
Enrollment in Accelerated Opportunity AY2015-2019 (Table 32).....	23
Online Enrollment AY2015-2019 (Table 33)	23
Online Course Count, Hours, and Online Only Enrollment by Semester (Table 34)	24
Summary of Enrollment, Graduates, and Awards Conferred by Level AY2015-2019 (Table 35)	24
Financial Aid Recipients AY2015-2019 (Table 36)	24
Full-time/Part-time Enrollment Status AY2015-2019 (Table 37)	25
Average Credit Hours Taken by Students by Semester AY2017-2019 (Table 38)	25
Military Enrollment (Active, Reserve and Dependents) AY2015-2019 (Table 39)	25
VECTR Center Service Totals AY2019 (Table 40).....	26

Table of Contents, Continued

Data by Program, County, and Campus	27-54
Enrollment and Credit Hours by County of Residence AY2019 (Table 41)	27
Credit Enrollment by Course Campus AY2015-2019 (Table 42).....	27
Total Credit Hours by Course Campus AY2015-2019 (Table 43)	28
FTE by Course Campus AY2015-2019 (Table 44)	28
Non-Traditional Program Enrollment by Home Campus AY2015-2019 (Table 45)	29
Credit Enrollment, Hours, and FTE by Home Campus and Semester AY2019 (Tables 46-48)	30
Credit Hours by Program and Home Campus	31-42
Credit Hours by Program and Home Campus Summary AY2019 (Table 49).....	31
Crawford County Credit Hours by Home Campus AY2019 (Table 50).....	31
Jones County Credit Hours by Home Campus AY2019 (Table 51).....	31
Macon Campus Credit Hours by Home Campus AY2019 (Table 52)	31-36
Milledgeville Campus Credit Hours by Home Campus AY2019 (Table 53).....	36-37
Peach County Workforce Dev Center Credit Hours by Home Campus AY2019 (Table 54)	37
Putnam County Credit Hours by Home Campus AY2019 (Table 55).....	38
VECTR Center Credit Hours by Home Campus AY2019 (Table 56).....	38
Warner Robins (Main) Campus Credit Hours by Home Campus AY2019 (Table 57)	38-42
Awards by Program and Home Campus	43-54
Awards by Home Campus Summary AY2019 (Table 58)	43
Jones County Center Awards by Program AY2019 (Table 59)	43
Macon Campus Awards by Program AY2019 (Table 60)	43-47
Milledgeville Campus Awards by Program AY2019 (Table 61).....	48-49
Peach County Workforce Development Center Awards by Program AY2019 (Table 62).....	49
Putnam County Awards by Program AY2019 (Table 63).....	50
VECTR Center Awards by Program AY2019 (Table 64).....	50
Warner Robins (Main) Campus Awards by Program AY2019 (Table 65).....	50-54
CGTC Programs Approved by the Technical College System of Georgia (Table 66)	55-60
CGTC Budget Overview (Table 67).....	61
Grant Awards FY2019 (Table 68)	62
U.S Census Bureau State and County Quick Facts - CGTC Service Delivery Area (Table 69)....	63-64
TCSG Definitions and Formulas	65

Executive Summary

End of Year Report AY2019

Central Georgia Technical College (CGTC) is a two-year public college and unit of the Technical College System of Georgia. CGTC is continuously proving its value to the State of Georgia as it provides educational resources for citizens residing in or near its eleven-county service area of Bibb, Baldwin, Crawford, Dooly, Houston, Jones, Monroe, Peach, Pulaski, Putnam and Twiggs counties, resulting in a skilled workforce that strengthens Georgia's economic climate. The College operates and maintains approximately one million square feet of existing facilities at more than 50 addresses. CGTC maximizes its reach through traditional, blended, and distance education supported by state-of-the-art technology. The College offers a world-class education at tuition rates that make post-secondary education more affordable for Georgia citizens.

CGTC currently offers associate degrees, diplomas, and technical certificates of credit in the areas of Aerospace, Trade and Industry, Business and Computer Technologies, Health Sciences, Public Safety and Professional Services, and General Studies. The College also offers adult education and customized business and industry training designed to promote community and workforce development. During Academic Year 2019, CGTC produced more graduates and conferred more awards than any other college in the Technical College System of Georgia (TCSG), and experienced the third highest enrollment in the state. The College is accredited by the Southern Association of Colleges and Schools Commission on Colleges (SACSCOC); many CGTC programs also hold industry-specific accreditations, licensure, and approvals from various state and national agencies. CGTC students benefit from several local and state-wide articulation agreements to facilitate a smooth transfer of earned credits into four-year colleges or universities.

Success indicators help the College gauge its success in meeting its strategic goals and mission:

Total Graduates

Awards

Enrollment

Full Time Equivalency

Graduation Rate

Retention Rate

Graduate Placement Rate

Licensure Pass Rate

Continuous improvement efforts also incorporate quality initiatives and Carl D. Perkins indicators. This focus on performance has led to an 84.4% "placement in field" rate for CGTC graduates and an overall job placement rate of 97.9%, establishing Central Georgia Technical College as a proven pathway to high wage, high skills, and in-demand careers.

General Information

Founding Date	Middle Georgia Technical College (Warner Robins), est. 1973 Central Georgia Technical College (Macon), est. 1962 Merged July 1, 2013
Governance	State Board of the Technical College System of Georgia
President	Ivan H. Allen, Ed. D
Primary Address	80 Cohen Walker Drive, Warner Robins, GA 31088
Website	www.centralgatech.edu
Phone	(478) 988-6800
Level	Two-year
Affiliation	Public, non-profit
Accreditation	Southern Association of Colleges and Schools Commission on Colleges
Credentials offered	Associate Degree; Diploma; Technical Certificate of Credit
2019 Enrollment	12,048 (total enrollment, credit programs)
Campuses	Three campuses (Warner Robins, Macon, Milledgeville)
Service Area	Baldwin, Bibb, Crawford, Dooly, Houston, Jones, Monroe, Peach, Pulaski, Putnam, and Twiggs counties
Academic Calendar	Fall Semester: August, September, October, November, December Spring Semester: January, February, March, April, May Summer Semester: May, June, July, August
Athletics	Team Name: Titans Intercollegiate: Men and Women's Basketball, Cross Country, Cheerleading and Dance Colors: Navy Blue, Maroon, Gray Conference: Division I Georgia Collegiate Athletic Association (GCAA); National Junior College Athletic Association (NJCAA)
Campus Resources	Library; Bookstore; Career Services; Counseling Resource Center; Academic Success Center; Wellness Center; Child Development Centers; Georgia VECTR Center; Office of Economic Development; Regional Safety Training Center; GED/Adult Education/ESL Programs; Community Barbering, Cosmetology and Dental Hygiene Services; Meeting Room Facilities; Titans Café

Mission, Vision, Values & History



Mission Statement

Central Georgia Technical College, a unit of the Technical College System of Georgia, offers credit instruction, adult education, and customized business and industry training through traditional and distance education delivery designed to promote community and workforce development.

Vision

It is the vision of Central Georgia Technical College to lead a system of technical colleges in providing technical education, adult education, and customized business and industry training to meet the workforce needs of the future, focusing on preparation for emerging and transforming careers. CGTC will continuously infuse innovative technology and business practices into occupational and adult education, economic development workforce services, and student support services to remain responsive to the evolving needs of the communities we serve.

The College's challenging, personalized, web enhanced learning environment will continue to provide rigorous training opportunities of sound quality resulting in a well-qualified, highly trained, knowledgeable workforce.

Values

Integrity is an intrinsic value of Central Georgia Technical College. The College is committed to providing all stakeholders with equal access to quality programs and services that enhance student learning and success.

History

CGTC was officially established to conduct business by the State Board of the Technical College System of Georgia during its September 2012 meeting when the Board approved the consolidation of Middle Georgia Technical College (est. 1973) in Warner Robins, GA, and Central Georgia Technical College (est. 1962) in Macon, GA. In June 2013, the consolidated College was approved by the Southern Association of Colleges and Schools Commission on Colleges (SACSCOC) to continue as an accredited institution with Level 1 status, with the capacity to grant associate degrees. The consolidated College officially began doing business as Central Georgia Technical College (CGTC) on July 1, 2013.

2019 CGTC Board of Directors

Mr. Danny Carpenter, **Chairman**

Mr. David Danzie, **Vice Chair**

Ms. Karen Bailey

Ms. Marsha Priest Buzzell

Mr. Mike Couch

Ms. Gina Keadle

Dr. Avis Williams

Mr. Eric Wilson

Houston/Dooly Counties

Bibb/Peach Counties

Pulaski County

Houston County

Baldwin/Jones Counties

Bibb/Twiggs Counties

Putnam County

Monroe/Crawford Counties

CENTRAL GEORGIA TECHNICAL COLLEGE FOUNDATION

2019 Board of Trustees

EXECUTIVE COMMITTEE

CHAIRMAN	Mr. Chris Orrison
VICE CHAIR	Ms. Melinda Hartley
TREASURER	Mr. Steve Williams
SECRETARY	Mr. Jason Logan

TRUSTEES

Mr. Ed Barbee
Ms. Christy Chewning
Mr. Brad Collins
Mr. Jed Evans
Dr. Sarah Hawthorne
Mr. Clinton Jones
Ms. Diana McClarnon
Mr. David McLeighton
Mr. Hank Griffeth
Mr. Michael O'Hara



CGTC Campuses and Centers

CGTC has campuses and centers conveniently located across the greater central Georgia region. The College operates and maintains approximately one million square feet of existing facilities across its eleven-county service area. CGTC offers distance education programs and courses through various modes of delivery for students that need to learn outside of the classroom.

WARNER ROBINS CAMPUS

80 Cohen Walker Drive
Warner Robins, GA 31088

PEACH COUNTY WORKFORCE DEVELOPMENT CENTER

425 James E. Khoury Drive
Fort Valley, GA 31030

MACON CAMPUS

3300 Macon Tech Drive
Macon, GA 31206

PUTNAM COUNTY CENTER

580 James Marshall Bypass
Eatonton, Georgia 31024

MILLEDGEVILLE CAMPUS

54 Highway 22 West
Milledgeville, GA 31061

SAM WAY, SR. HAWKINSVILLE WORKFORCE DEVELOPMENT CENTER

243 Warner Robins Highway
Hawkinsville, GA 31036

CRAWFORD COUNTY CENTER

640 GA Highway 128
Roberta, GA 31078

TWIGGS COUNTY CENTER

952 Main Street
Jeffersonville, GA 31044

DOOLY COUNTY ECONOMIC DEVELOPMENT TRAINING CENTER

402 Hawkinsville Road
Vienna, GA 31092

VECTR (GEORGIA VETERANS EDUCATION CAREER TRANSITION RESOURCE CENTER)

1001 S. Armed Forces Blvd.
Warner Robins, GA 31088

JONES COUNTY CENTER

161 West Clinton Street
Gray, GA 31032

DEPARTMENT OF CORRECTIONS

(Multiple sites)
300 Patrol Road
Forsyth, GA 31029

MONROE COUNTY CENTER

433 Hwy 41, South
Forsyth, GA 31029

HIGH SCHOOL DUAL ENROLLMENT

(Multiple Sites)

Programs of Study

AEROSPACE, TRADE & INDUSTRY

Air Conditioning Technology	Diesel Equipment Technology
Aircraft Structural Technology	Drafting
Automotive Collision Repair	Electrical Systems Technology
Automotive Fundamentals	Electronics Technology
Aviation Maintenance Technology	Engineering Technology
Cabinetmaking	Geographic Information Systems
Carpentry	Industrial Systems Technology
Commercial Truck Driving	Machine Tool Technology
Construction Management	Metrology
	Welding and Joining Technology

BUSINESS & COMPUTER TECHNOLOGIES

Accounting	Information Technology Professional
Banking and Finance	Logistics Management
Business Technology	Marketing
Business Management	Networking Specialist
Computer Programming	Sports and Fitness Management
Computer Support Specialist	Website Design/Development
Design & Media Production	
Hotel/Restaurant/Tourism Management	

HEALTH SCIENCES

Biotechnology	Paramedicine
Cardiovascular Technology	Pharmacy Technology
Clinical Laboratory Technology	Physical Therapist Assistant
Dental Assisting	Polysomnography Technology
Dental Hygiene	Radiologic Technology
Hemodialysis Technology	Surgical Technology
Medical Assisting	Veterinary Technology
Nursing	Health Sciences Technical Certificates of Credit
Orthopedic Technology	

PUBLIC SAFETY & PROFESSIONAL STUDIES

Barbering	Early Childhood Care & Education
Cosmetology	Environmental Horticulture
Criminal Justice	Paralegal Studies
Culinary Arts	

GENERAL STUDIES

Early College Essentials	Technical Specialist
General Studies	Technical Studies
Interdisciplinary Studies	

Accreditation

CGTC is accredited by the Southern Association of Colleges and Schools Commission on Colleges. Accreditation processes are coordinated by the Vice President for Institutional Effectiveness who may be reached by calling (478) 757-3424. The Commission on Colleges is to be contacted only if there is evidence that appears to support an institution's significant non-compliance with a requirement or standard.

STATEMENT OF ACCREDITATION:

Central Georgia Technical College is accredited by the Southern Association of Colleges and Schools Commission on Colleges to award associate degrees, diplomas, and technical certificates of credit. Contact the Commission on Colleges at 1866 Southern Lane, Decatur, Georgia 30033-4097 or call 404-679-4500 for questions about the accreditation of Central Georgia Technical College.

Table 1: CGTC Programs Accredited, Certified, or Approved by Outside Agencies

ACCREDITED PROGRAMS	
Associate of Science in Nursing	Accreditation Commission for Education in Nursing (ACEN)
Practical Nursing	Accreditation Commission for Education in Nursing (ACEN)
Automotive Technology	ASE Education Foundation
Cardiovascular Technology and Adult Echocardiography	Joint Review Committee on Education in Cardiovascular Technology (JRC-CVT) and Commission on Accreditation of Allied Health Education Programs (CAAHEP)
Carpentry and Construction Management	National Center for Construction Education and Research (NCCER)
Clinic Laboratory Technology	National Accrediting Agency for Clinical Laboratory Sciences (NCAACLS)
Dental Hygiene	Commission on Dental Accreditation (CDA)
Electrical Systems Technology	National Center for Construction Education and Research (NCCER)
Paramedic	Commission on Accreditation of Allied Health Education Programs (CAAHEP)
Pharmacy Technology	American Society of Health-System Pharmacists
Physical Therapist Assistant (<i>candidacy status</i>)	Commission on Accreditation in Physical Therapy Education (APTA)
Polysomnography	Commission on Accreditation of Allied Health Education Programs (CAAHEP)
Radiologic Technology	Joint Review Committee on Education in Radiologic Technology (JRCERT)
Surgical Technology Program	Commission on Accreditation of Allied Health Education Programs (CAAHEP)
CERTIFIED PROGRAMS	
Aviation Maintenance Technology	Federal Aviation Administration (FAA)
APPROVED PROGRAMS	
Barbering	Georgia State Board of Cosmetology and Barbers
Commercial Truck Driving	Georgia Department of Driver Services (DDS)
Computer Information Systems	CISCO Systems CNAP Program
Cosmetology	Georgia State Board of Cosmetology and Barbers
Early Childhood Care and Education (Associate Degree with a Paraprofessional Specialization))	Georgia Professional Standards Commission
EMT & Paramedic Technology	Georgia Department of Public Health, Office of EMS
Hemodialysis	Board of Nephrology Examiners Nursing and Technology (BONENT)
Patient Care Assisting	Georgia Medical Care Foundation (GMCF)
Phlebotomy	American Society of Phlebotomy Technicians (ASPT)

CGTC Quality Initiatives

Quality Enhancement Plan (QEP)

CGTC's Quality Enhancement Plan is designed to improve the environment surrounding student learning for at-risk students (those who are first-time, first-generation, and/or academically challenged) by implementing a three-pronged intervention strategy:

- A purposeful advising approach (ALFAA: The Five-Step Advisement Process);
- Academic support, including a college readiness course (COLL 1500); and
- Student support services, including an early alert system (TEAMS).

REACH

The Raising Expectations of Achievement (REACH) student organization focuses on CGTC students enrolled in learning support courses. While REACH activities are open to all student demographics, this initiative primarily targets male students of color. The organization makes available faculty mentors who build relationships with the students and provide guidance for them through their college experience. Between 30-50 students are mentored each semester and participate in cultural, social, and educational activities throughout the state. Several hundred students and mentors also attend bimonthly lunch-and-learns covering topics such as professional image, self-confidence, study skills, time management, and financial literacy.

T.E.A.M.S.

The TCSG Early Alert Management System (T.E.A.M.S.) is a web-based early alert system that allows all TCSG colleges to identify at-risk students, provide individualized support, track the application of interventions, and monitor student success. The goal of TEAMS is to improve student retention and graduation rates. This goal is met by identifying at-risk students as early in the term as possible and connecting those students to college resources or interventions that can help the student be retained and succeed. Since 2015, more than 2,800 students have been alerted and received support from TEAMS personnel. Within the past year, alerted students have experienced a 5% increase in course pass rates; more than 50% have graduated or enrolled in the next school term.

Achieving the Dream

Achieving the Dream is a network of community colleges across the United States committed to helping their students, particularly low-income students and students of color, achieve their goals for academic success, personal growth, and economic opportunity. As an ATD Institution, CGTC develops and implements research-based policies and practices based on qualitative analysis of its institutional strengths, problem areas, and achievement gaps with a focus on student success and equity. During AY2019, 6,765 students of color enrolled in credit classes at CGTC, representing nearly 60% of the student population. Also during AY2019, retention rates increased from 68.3% to 69.9% and graduation rates have increased from 78.8% to 80.8%.

Complete College Georgia

Complete College Georgia, a joint effort between the University System of Georgia and the Technical College System of Georgia, has as its central goal increasing the percentage of Georgians with post-secondary credentials to 60 percent by 2025. This ambitious objective would help Georgia residents and place the state at a competitive position nationally and globally. In order to reach this goal, CGTC has identified annual targets for graduates. During FY2019, CGTC produced 2,303 total CCG graduates, exceeding the annual goal of 1,811 by 27%.

Success Indicators

CGTC's Strategic Plan defines priorities of the College and provides a framework for allocating resources towards the main components of its mission: technical education, adult education, and economic development. The Strategic Plan also identifies indicators of success to serve as measurable, annual goals for the Institution.

Table 2: Assessing Institutional Outcomes - FY2019

OUTCOMES	RESULTS
1. PLACEMENT: 80% of program completers will either be placed in field, a related field, military service, or continue their education.	Met: 97.9%
2. LICENSURE EXAM: 85% of students taking a required licensure examination will pass.	Met: 88%
3. RETENTION: 60% of first-time CGTC students enrolled fall semester will either graduate by the end of the following fiscal year or will still be enrolled during the following fiscal year.	Met: 69.9%
4. GRADUATION: 65% of students seeking a degree, diploma, or certificate will successfully receive a degree, diploma, or certificate.	Met: 80.8%
5. ACADEMIC ATTAINMENT: 70% of students enrolling in General Education courses will successfully complete the course.	Met: 85%
6. OCCUPATIONAL ATTAINMENT: 80% of students enrolling in occupational courses will successfully complete the course.	Met: 91%
7. WORK ETHICS: 90% of all work ethic grades received meet or exceed expectations.	Met: 93%
8. ADULT EDUCATION (basic skills): Meet or exceed the established local, state and federal benchmarks. <ul style="list-style-type: none"> Enrollment in ABE/CCP/ESL – 2,355 Measurable Skill Gains in ABE/CCP/ESL – 1,351 High School Conversion Rate – 31.0% High School Equivalency Graduates – 242 	Not Met: 2,156 Not Met: 1,156 Met 32.3% Not Met: 172
9. ECONOMIC DEVELOPMENT: Meet or exceed the established annual benchmark of 304 companies trained.	Met: 313
10. ECONOMIC DEVELOPMENT: Meet or exceed the established annual benchmark of 1,000,000 trainee contact hours.	Met: 2,184,315
11. LEARNING SUPPORT: Successful completers of learning support courses will demonstrate academic attainment comparable to program-ready students in Math and English (within 10 points). (Program Ready Math = 60.5%, Program Ready English = 73.0%)	Met: Learning Support English 66.1%; Math 62.5%
12. GRADUATE PREPAREDNESS: Graduates of degree and diploma programs will demonstrate workplace readiness skills as evidenced by attainment of an appropriate Georgia WorkReady Certificate. Reading 4.13; Math 3.86; Locating Information 4.08	Met: Reading 5.13; Math 4.53; Locating Information 4.72

Strategic Indicators Trend Data

Legend: 2017 2018 2019



*TCSG began tracking Measureable Skill Gains in 2018. Prior fiscal year data are not available.

Success Indicators

PLACEMENT RATE

Table 3: Unduplicated Graduates and Placement
Reporting Year AY2019 based on AY2018 Graduates

Central Georgia Technical College	Unduplicated Graduates
AY2018 Unduplicated Graduates	3,690
Employed in field	933
Military	9
Employed in related field	157
Employed in unrelated field	132
Employed in field and continuing education	259
Employed in related field and continuing education	85
Employed in unrelated field and continuing education	87
Continuing education	1,149
Not employed	59
Unavailable for employment	745
Status unknown	75
PLACED IN FIELD	84.44%
TOTAL PLACEMENT	97.94%

Source: TCSG Data Center Report TEC0108 as of 11/25/2019



Table 4: Placement in Field AY2015-2019

Graduation Year	Placed in Field Rate	Total Placement Rate
AY2019	TBD	TBD
AY2018	84.4%	97.9%
AY2017	82.4%	99.3%
AY2016	90.6%	98.8%
AY2015	92.2%	98.6%

Source: TCSG Data Center Report #TEC0108 date as of 11/25/2019 - Note: Unduplicated graduates, and their latest placement record for the fiscal year, are used to calculate both rates.

Success Indicators

LICENSURE PASS RATE BY PROGRAM

Table 5: Licensure/Certification Exam Pass Rates FY2015 - 2019

NAME OF PROGRAM	FY15 PASS RATE	FY16 PASS RATE	FY17 PASS RATE	FY18 PASS RATE	FY19 PASS RATE
Associate of Science Degree in Nursing	N/A	N/A	N/A	76%	83%
Aviation Mechanic General	80%	86%	100%	100%	100%
Aviation Mechanic Airframe	75%	100%	100%	0%	100%
Aviation Mechanic Powerplant	67%	75%	83%	100%	100%
Barbering (license) Macon	100%	100%	100%	33%	86%
Barbering (license) Warner Robins	100%	100%	100%	33%	67%
Barbering (license) Milledgeville	N/A	N/A	0%	100%	N/A
Cardiovascular Technology (licensure)	50%	90%	83%	75%	40%
Clinical Laboratory Technology (licensure)	100%	67%	73%	67%	75%
Commercial Truck Driving	91%	92%	87%	72%	84%
Computer Information Systems (certification)	50%	100%	100%	100%	63%
Cosmetology Macon (licensure)	92%	100%	100%	89%	88%
Cosmetology Milledgeville (licensure)	100%	100%	100%	67%	92%
Cosmetology Warner Robins (licensure)	100%	100%	100%	91%	87%
Dental Hygiene-National Boards Macon (licensure)	86%	85%	70%	82%	88%
Dental Hygiene-Regional Clinical Boards Macon (licensure)	93%	100%	91%	100%	100%
Dental Hygiene-National Boards Warner Robins (licensure)	92%	93%	100%	100%	93%
Dental Hygiene-Regional Clinical Boards WR (licensure)	77%	88%	100%	92%	100%
Echocardiography	N/A	N/A	N/A	100%	71%
Emergency Medical Responder (EMR) (dual enrollment)	N/A	N/A	13%	N/A	N/A
Advanced Emergency Medical Technician (AEMT)	57%	63%	64%	51%	63%
Emergency Medical Technician (EMT)	80%	50%	72%	80%	88%
Paramedicine	92%	54%	76%	73%	60%
Hemodialysis Patient Care Specialist (certification)	100%	100%	100%	100%	100%
Medical Assisting Macon (certification)	100%	86%	77%	91%	86%
Medical Assisting Milledgeville (certification)	88%	100%	100%	90%	N/A
Medical Assisting Warner Robins (certification)	100%	100%	63%	N/A	83%
Orthopedic Technology (certification)	N/A	N/A	N/A	N/A	N/A
Patient Care Assisting-All Locations (certification)	85%	74%	86%	89%	86%
Pharmacy Technology (certification)	100%	100%	100%	75%	100%
Polysomnography	N/A	N/A	N/A	N/A	100%
Practical Nursing (all programs)	88%	85%	91%	90%	100%
Radiologic Technology Macon (licensure)	100%	94%	94%	83%	88%
Radiologic Technology Warner Robins (licensure)	88%	100%	100%	93%	100%
Surgical Technology Macon and Warner Robins (certification)	88%	71%	94%	62%	64%
Annual Pass Rate	87%	86%	86%	82%	88%

Source: Compiled by CGTC Academic Affairs

Notes: Each program adheres to the guidelines of the respective program agency for calculating the pass rate.

Success Indicators

RETENTION RATES

Table 6: CGTC Retention Rates for AY2018 and AY2019

Fall 201812 - Beginning Cohort	1,412
Graduated from this same college from 201812 to 201916	684
Graduated from a different TCSG college from 201812 to 201916	2
Graduated from a USG college from 201812 to 201916	0
Graduated from a NSC college from 201812 to 201916	1
Enrolled at the same college during AY2019	224
Enrolled at a different TCSG college during AY2019	11
Enrolled at a USG institution during AY2019	35
Enrolled at a NSC institution during AY2019	30
AY2019 Total Retained	987
AY2019 Percent Retained	69.9%
Fall 201712 - Beginning Cohort	1,612
Graduated from this same college from 201712 to 201816	767
Graduated from a different TCSG college from 201712 to 201816	2
Graduated from a USG college from 201712 to 201816	1
Graduated from a NSC college from 201712 to 201816	1
Enrolled at the same college during AY2018	271
Enrolled at a different TCSG college during AY2018	18
Enrolled at a USG institution during AY2018	32
Enrolled at a NSC institution during AY2018	9
AY2018 Total Retained	1,101
AY2018 Percent Retained	68.3%

Source: TCSG Data Center Report TEC0200 as of 10/25/2019



Success Indicators

GRADUATION RATES

Table 7: CGTC Graduation Rates AY2015-2019

Academic Year	Graduates (duplicated)	Non-Graduate Leavers	Graduates Plus Non-Grad Leavers	Graduation Rate
AY2019	7,115	1,696	8,811	80.8%
AY2018	6,455	1,741	8,196	78.8%
AY2017	6,081	2,135	8,216	73.9%
AY2016	5,779	2,632	8,411	68.7%
AY2015	6,010	2,955	8,966	67.0%

Source: TCSG Data Center Report TEC3111 as of 10/25/19

ACADEMIC ATTAINMENT

Table 8: Academic Attainment AY2015-2019

Academic Year	Percent of Students Successfully Completing General Education Courses
AY2019	85%
AY2018	86%
AY2017	85%
AY2016	83%
AY2015	84%

Source: CGTC iNet Report #297 *Academic Attainment* as of 11/19/2019

OCCUPATIONAL ATTAINMENT

Table 9: Occupational Attainment AY2015-2019

Academic Year	Percent of Students Successfully Completing Occupational Courses
AY2019	91%
AY2018	91%
AY2017	89%
AY2016	89%
AY2015	89%

Source: CGTC iNet Report #297 *Occupational Attainment* as of 11/19/2019

WORK ETHICS

Table 10: Work Ethics AY2015-2019

Academic Year	Percent of Students Meeting or Exceeding Work Ethics Standard
AY2019	93%
AY2018	93%
AY2017	92%
AY2016	93%
AY2015	93%

Source: CGTC iNet Report #134 *Work Ethics by Subject* as of 11/19/2019

Success Indicators

ADULT EDUCATION

Table 11: Adult Education Enrollment, Hours of Instruction & GED graduates by County AY2019

County	Enrollment (Students with 12+ hours of instruction)	Hours of instruction	Level Completions	GED Graduates (AE centers only)
Baldwin	239	21,135.25	76	37
Bibb	846	72,430.25	139	49
Crawford	35	2,893.75	6	4
Dooly	43	3,862.50	6	3
Houston	740	69,366.50	239	74
Jones	30	5,207.25	6	2
Monroe	33	2,010.50	4	4
Peach	78	7,620.50	19	3
Pulaski	26	4,448.25	5	1
Putnam	40	3,058.25	20	8
Twiggs	31	2,186.25	5	4
Total	2,141	194,219.25	525	189

Source: TCSG GALIS Reports #AL096, #AL130, as of 11/19/2019

Table 12: Adult Education Students Entering Postsecondary Education AY2019

State Goal	CGTC Results
28.0%	64.7%

Source: TCSG GALIS Report #AL131 as of 11/19/2019

Table 13: Adult Education Measurable Skill Gains AY2018-2019

Measurable Skill Gains	AY2018	AY2019
Adult Basic Education (0.0-5.9)	715	595
College and Career Prep (6.0-12.9)	427	330
English Language Learners	209	231

Source: TCSG Benchmark Summary #MEB0199 as of 11/19/2019

Success Indicators

ECONOMIC DEVELOPMENT

CGTC's Office of Economic Development serves Georgia's new, expanding, and existing industries by developing customized solutions and training to meet the challenges facing Georgia's businesses. The Office of Economic Development is also home to the **CGTC Regional Safety Training Center** which delivers OSHA health and safety training to small businesses and targeted employees working in the construction, manufacturing, transportation, and warehousing industries throughout central Georgia.

Table 14: Economic Development Customized Contract Training AY2015-2019

Academic Year	Companies Trained	Trainee Contact Hours
AY2019	313	2,184,315
AY2018	309	1,134,315
AY2017	334	1,319,499
AY2016	264	1,208,366
AY2015	286	1,135,411

Source: TCSG Scorecard All Metrics by College MES0199 as of 10/24/2019



**FORKLIFT
TRAINING**



**HAZARD
COMMUNICATION**



**PROTECTIVE
EQUIPMENT**



**FALL
PROTECTION**

LEARNING SUPPORT

Table 15: Average Student Scores with Learning Support AY2015-2019

Academic Year	English Learning Support Scores	English Program Ready Scores		Math Learning Support Scores	Math Program Ready Scores
AY2019	66%	73%		63%	61%
AY2018	63%	73%		61%	64%
AY2017	66%	69%		64%	65%
AY2016	61%	62%		63%	63%
AY2015	61%	63%		57%	59%

Source: CGTC iNet Report #299 *Learning Support Classes* as of 11/19/2019

GRADUATE PREPAREDNESS

Table 16: CGTC Average Georgia Work Ready Certificate Scores AY2015-2019

Academic Year	Reading (Passing = 4.13)	Math (Passing = 3.86)	Locating Information (Passing = 4.08)
AY2019	5.13	4.53	4.72
AY2018	5.11	4.52	4.76
AY2017	5.30	4.67	4.18
AY2016	5.17	4.55	4.02
AY2015	5.28	4.67	4.07

Source: CGTC iNet Report #298 *Work Ready Scores* as of 11/18/2019



Student Completion Indicator

CGTC uses the National Student Clearinghouse (NSC) Total Completion Rate as the Student Completion Indicator. The NSC Total Completion Rate is based on the six-year outcomes for all students who started at CGTC¹ (first-time-in-college) in the Fall Term² cohort.

Figure 1. Total Completion Rate

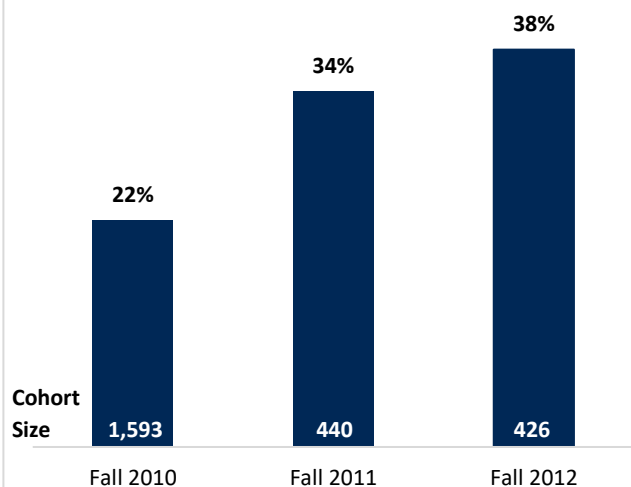


Figure 2. Total Completion Rate by Gender

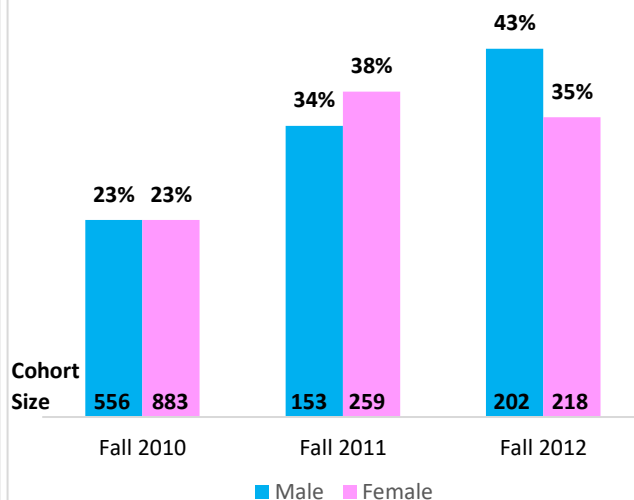


Figure 3. Total Completion Rate by Race/Ethnicity³

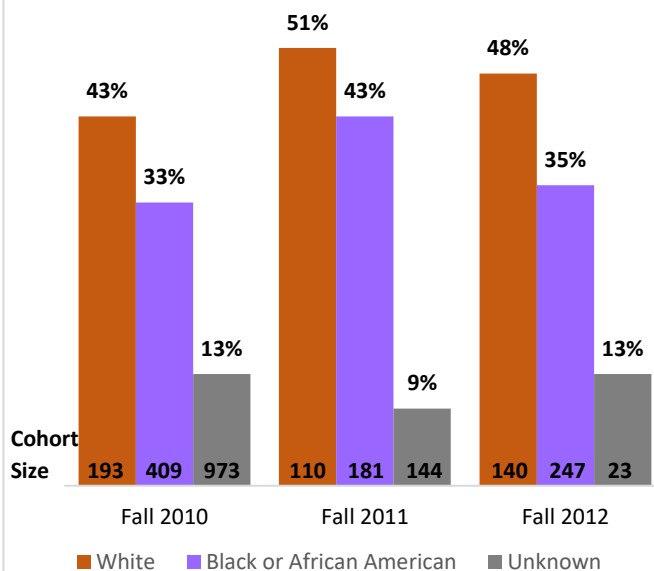
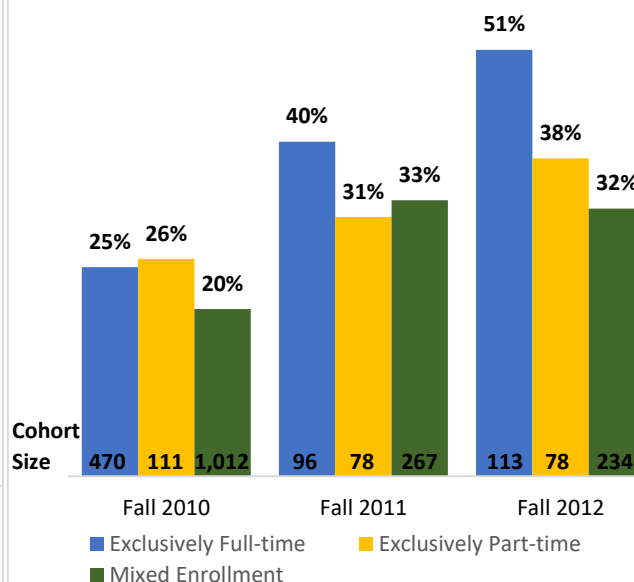


Figure 4. Total Completion Rate by Enrollment Intensity



Notes: The cohort of first-time students was revised starting with the 2011 cohort to exclude current dual enrollment students from the dataset and identification of prior enrollments was revised from four-years to all-years.

1 – The Fall term cohorts were generated from pre-merger enrollment data.

2 – CGTC transitioned academic terms from quarters to semesters effective Fall 2012.

3 – Only Race/ Ethnicity categories with at least 10 students in the cohort are included.

Source: NSC Research Center, StudentTrackerSM Postsecondary Completions: Institutional Benchmark Report

CGTC Facts & Trends

Comparison of Highest Ranking TCSG Colleges

Graduates and Awards

Table 17: Unduplicated Graduates AY2019 Compared to Previous Year AY2018

Institution	AY2018	AY2019	Number Change	Percent Change
Central Georgia	3,690	4,194	504	12.6%
Chattahoochee	2,197	3,963	1,766	52.8%
Georgia Northwestern	2,107	1,735	-372	-6.5%
Gwinnett	2,098	2,180	82	9.6%
Southern Crescent	2,039	2,622	583	14.7%
West Georgia	2,103	2,126	23	-1.0%

Source: TCSG Data Center Report #TEC2023 as of 09/25/2019

Table 18: Awards Conferred AY2019 Compared to Previous Year AY2018

Institution	AY2018	AY2019	Number Change	Percent Change
Central Georgia	6,084	6,850	766	12.6%
Chattahoochee	4,197	6,413	2,216	52.8%
Georgia Northwestern	4,243	3,966	-277	-6.5%
Gwinnett	3,656	4,008	352	9.6%
Southern Crescent	3,701	4,245	544	14.7%
West Georgia	3,033	3,004	-29	-1.0%

Source: TCSG Data Center Report #TEC2023 as of 09/25/2019

Note: One graduate may receive multiple awards

Table 19: Graduates and Types of Awards Conferred AY2019

Institution	Total Graduates (Unduplicated)	Technical Certificates of Credit	Diplomas	Associate Degrees	Total Awards Conferred
Central Georgia	4,194	5,315	735	800	6,850
Chattahoochee	3,963	5,312	459	642	6,413
Georgia Northwestern	1,735	2,868	663	435	3,966
Gwinnett	2,180	2,692	559	757	4,008
Southern Crescent	2,622	3,377	487	381	4,245
West Georgia	2,126	2,359	271	374	3,004

Source: TCSG Data Center Report #TEC2023 as of 09/25/2019

Note: One graduate may receive multiple awards

CGTC Facts & Trends

Comparison of Highest Ranking TCSG Colleges

Credit Enrollment, Credit Hours, and FTE

Table 20: Total Credit Enrollment AY2015-2019

Institution	AY2015	AY2016	AY2017	AY2018	AY2019
Central Georgia	11,715	11,514	11,429	11,973	12,048
Chattahoochee	14,625	14,334	14,642	14,709	14,943
Georgia Northwestern	7,876	7,956	7,750	7,499	7,730
Gwinnett	10,068	10,071	11,147	12,102	12,468
Southern Crescent	6,734	6,578	6,527	6,657	7,139
West Georgia	9,105	9,155	9,525	9,536	10,112

Source: TCSG End of Year Enrollment Report # TES2022 as of 9/17/19

Table 21: Total Credit Hours of Instruction AY2015-2019

Institution	AY2015	AY2016	AY2017	AY2018	AY2019
Central Georgia	186,490	173,575	165,950	169,040	167,438
Chattahoochee	201,784	192,813	191,472	192,556	195,057
Georgia Northwestern	122,477	118,860	115,043	110,421	113,697
Gwinnett	146,112	138,633	148,895	161,020	168,945
Southern Crescent	103,296	97,992	94,316	100,368	102,380
West Georgia	134,232	133,189	136,018	129,791	135,934

Source: TCSG End of Year Enrollment Report # TES2022 as of 9/17/19

Table 22: Full-Time Equivalent (FTE) AY2015-2019

Institution	AY2015	AY2016	AY2017	AY2018	AY2019
Central Georgia	6,216	5,785	5,531	5,634	5,581
Chattahoochee	6,726	6,427	6,382	6,418	6,501
Georgia Northwestern	4,082	3,962	3,834	3,618	3,789
Gwinnett	4,870	4,621	4,963	5,367	5,631
Southern Crescent	3,443	3,266	3,143	3,345	3,412
West Georgia	4,477	4,439	4,533	4,326	4,531

Source: TCSG End of Year Enrollment Report # TES2022 as of 9/17/19

CGTC Facts & Trends

ENROLLMENT

Table 23: Credit Enrollment by Gender AY2015-2019

Academic Year	Total Enrollment	Male	Female	Percent Male	Percent Female
AY2019	12,048	4,413	7,635	36.6%	63.4%
AY2018	11,973	4,363	7,610	36%	64%
AY2017	11,429	4,147	7,282	36%	64%
AY2016	11,514	4,332	7,182	38%	62%
AY2015	11,715	4,377	7,338	37%	63%

Source: TCSG End of Year Enrollment Report # TES2022 as of 9/17/19

Table 24: Credit Enrollment by Race/Ethnicity AY2015-2019

Academic Year	Native American	Asian	Black or African American	Hispanic or Latino	Native Hawaiian	Two or more races	Unknown	White
AY2019	25	131	5,867	454	11	218	59	5,283
AY2018	24	127	5,947	410	8	190	68	5,199
AY2017	32	134	5,757	364	8	159	66	4,909
AY2016	35	121	5,914	371	7	130	108	4,828
AY2015	32	113	6,067	319	8	119	152	4,905

Source: TCSG End of Year Enrollment Report Post # TES2022 as of 9/17/19

Table 25: Credit Enrollment by Age Group AY2015-2019

Academic Year	Under 21	21-25	26-30	31-35	36-40	Over 40
AY2019	4,681	2,168	1,607	1,130	877	1,585
AY2018	4,213	2,340	1,683	1,210	873	1,654
AY2017	3,555	2,449	1,676	1,162	873	1,714
AY2016	3,385	2,488	1,691	1,308	908	1,735
AY2015	3,110	2,636	1,729	1,314	939	1,987

Source: TCSG End of Year Enrollment Report # TES2022 as of 9/17/19

Table 26: Credit Enrollment by Educational Level AY2015-2019

Academic Year	Less than 12	GED	High School	1-3 Years Postsecondary	Bachelor Degree	Greater than Bachelor Degree
AY2019	2,761	1,818	5,418	1,748	258	45
AY2018	2,257	1,976	5,489	1,956	234	61
AY2017	1,511	2,033	5,773	1,881	187	44
AY2016	1,233	1,870	5,813	2,380	178	40
AY2015	1,038	1,884	5,350	3,224	184	35

Source: TCSG End of Year Enrollment Report # TES2022 as of 9/17/19

Table 27: Credit Enrollment by Special Populations AY2017-2019*

Academic Year	Economically Disadvantaged	Disabled	Non-Traditional	English Learners	Out-of-Workforce Individuals	Single Parents	Total Unduplicated Special Pops
AY2019	5,620	607	1,051	48	475	1,030	6,691
AY2018	5,815	737	1,040	40	732	1,086	7,124
AY2017	6,100	705	1,031	53	673	1,090	7,296

Source: TCSG End of Year Enrollment Report # TES2022 as of 9/17/19

*Special Populations categories align with Perkins V. Prior year data has been updated to reflect new categories.

Table 28: Credit Enrollment by Award Level and Semester AY2019

Semester	Technical Certificates of Credit	Diploma	Associate	Total Unduplicated	Not in Award	Total Enrolled
2019-16	906	1,445	1,961	4,196	527	4,723
2019-14	1,937	2,094	2,866	6,779	963	7,742
2019-12	1,994	2,317	3,036	7,304	917	8,221

Source: TCSG Data Center Report # TES0698 as of 10/28/2019

Table 29: Credit Enrollment in General Education AY2015-2019

Academic Year	English	Math	Science	Social Science	Total Duplicated General Ed	Total Unduplicated General Ed
AY2019	3,666	3,454	1,308	4,083	12,511	6,824
AY2018	3,611	3,484	1,239	3,932	12,266	6,609
AY2017	3,329	3,350	1,069	3,396	11,144	6,063
AY2016	2,997	2,906	742	3,349	9,994	5,676
AY2015	2,980	2,947	640	3,416	9,983	5,719

Source: TCSG Data Center; Report # TES0321 as of 10/29/2019

Table 30: Credit Enrollment in Learning Support AY2015-2019

Academic Year	Math	English & Reading	Total Duplicated Learning Support	Total Unduplicated Learning Support
AY2019	752	304	1,056	894
AY2018	1,134	506	1,640	1,352
AY2017	1,164	592	1,756	1,430
AY2016	1,391	709	2,100	1,696
AY2015	1,451	674	2,125	1,731

Source: TCSG Data Center; Report # TES0322 as of 10/29/2019

Table 31: High School Enrollment AY2015-2019

Academic Year	High School Count
AY2019	2,410
AY2018	1,983
AY2017	1,381
AY2016	1,199
AY2015	882

Source: TCSG HS Students by Campus report #TEC0104 as of 10/29/2019

Table 32: Enrollment in Accelerated Opportunity AY2015-2019

Academic Year	Fall	Spring	Summer
AY2019	92	62	12
AY2018	45	56	29
AY2017	35	11	6
AY2016	31	36	17
AY2015	35	23	4

Source: CGTC iNet Report #374 *Accelerated Opportunity Enrollment* as of 11/15/2019

Table 33: Online Enrollment AY2015-2019

(Unduplicated count of students enrolled in at least one online course)

Academic Year	Online Count	Online Percentage
AY2019	7,127	59.2%
AY2018	6,703	56.0%
AY2017	6,090	53.3%
AY2016	6,002	52.1%
AY2015	6,048	51.6%

Source: TCSG College Snapshot; TEC0185 as of 10/29/2019

Table 34: Online Course Count, Hours, and Online Only Enrollment by Semester

Semester	Total Online Course Count	Total Online Course Hours	Online Only Student Count
2019-16	3,728	11,449	1,824
2019-14	4,455	13,765	1,992
2019-12	4,550	14,111	1,990
2018-16	3,434	10,544	1,695
2018-14	3,875	12,093	1,757
2018-12	3,786	11,761	1,636
2017-16	3,311	10,186	1,563
2017-14	3,029	9,460	1,320
2017-12	3,375	10,519	1,406
2016-16	3,249	3,249	1,489
2016-14	3,536	3,536	1,418
2016-12	3,825	3,825	1,472
2015-16	3,791	3,791	1,558
2015-14	3,616	3,616	1,396
2015-12	3,573	3,573	1,326

Source: TCSG Data Center Report #TEC0160 as of 10/29/19

Table 35: Summary of Enrollment, Graduates, and Awards Conferred by Award Level

Academic Year	Unduplicated Enrollment	Total Graduates (unduplicated)	Technical Certificates of Credit	Diplomas	Associate Degrees	Total Awards Conferred
AY2019	12,048	4,194	5,315	735	800	6,850
AY2018	11,973	3,690	4,719	705	660	6,084
AY2017	11,429	3,474	4,587	775	650	6,012
AY2016	11,514	3,205	4,189	948	620	5,757
AY2015	11,715	3,194	3,895	648	454	4,997

Source: TCSG Data Center Report #TEC0185 as of 10/29/2019

Table 36: Financial Aid Recipients AY2015-2019

Academic Year	Total College Enrollment	Total Unduplicated Financial Aid Recipients	HOPE Grant or Scholarship	PELL	WIOA	Veterans Administration	Local Scholarship
AY2019	12,048	6,451	3,367	4,984	110	452	38
AY2018	11,973	6,697	3,428	5,256	103	528	10
AY2017	11,429	7,073	4,130	5,531	86	559	15
AY2016	11,514	7,457	4,335	5,907	56	589	6
AY2015	11,715	8,984	5,510	6,568	67	614	9

Source: TCSG End of Year Report; #TES2022 as of 10/29/19

Table 37: Full-time / Part-time Enrollment Status AY2015-2019

Academic Year	Full Time	Percent of Total (Full Time)	Part Time	Percent of Total (Part Time)
AY2019	2,186	26.6%	6,035	73.4%
AY2018	2,256	28%	5,790	72%
AY2017	2,380	31%	5,383	69%
AY2016	2,649	34%	5,184	66%
AY2015	2,862	37%	4,763	63%

Source: TCSG Data Center Report #TEC0185 as of 10/29/2019

Table 38: Average Credit Hours Taken by Students by Semester AY2017-2019

Semester	Academic Year	Total Credit Hours	Average Credits per Student
Summer (2019)	2019-16	34,123	7.2
Spring (2019)	2019-14	63,676	8.2
Fall (2018)	2019-12	69,639	8.5
Summer (2018)	2018-16	36,568	7.3
Spring (2018)	2018-14	63,810	8.3
Fall (2017)	2018-12	68,662	8.5
Summer (2017)	2017-16	36,414	7.4
Spring (2017)	2017-14	59,870	8.5
Fall (2016)	2017-12	69,666	8.9

Source:

TCSG Data Center Report #TEC0119 as of 10/29/2019

Table 39: Military Enrollment (Active, Reserve, and Dependents) AY2015-2019

Academic Year	Unduplicated Total Military Armed Forces	Unduplicated Total Dependent or Spouse	Unduplicated Total All Military
AY2019	475	215	681
AY2018	568	242	800
AY2017	603	260	853
AY2016	422	92	508
AY2015	335	62	391

Source: TCSG Data Center Report #TEC0309 as of 10/29/2019

Note: One student can be in multiple columns (for example Active Army and Spouse of Active Army). In the last column, Unduplicated Total All Military, a student is counted only once.



VECTR CENTER

Georgia VECTR (Veterans Education Career Transition Resource) Center serves as a gateway for veterans' re-entry into Georgia's public postsecondary educational systems and workforce. Through on-site partners (Georgia Department of Veterans Service, Georgia Department of Labor, Department of Veterans Affairs and United Way/Mission United) the VECTR Center provides a one-stop-shop for veterans seeking benefits, educational opportunities, employment services and links to community resources.

Table 40: VECTR Center Service Totals AY2019

AY2019	Service Totals
Career Coaching	942
Community Resources	607
Department of Labor	261
Education TCSG	623
Education USG	231
Educational Financing	622
Entrepreneurship	1,285
Testing Center	963
United Way Mission United	299
Veterans Services	9,141
WIOA	100
Total	15,074

Source: Compiled by VECTR Center, 10/30/2019

Data by Program, County, and Campus

Table 41: Enrollment and Credit Hours by County of Residence AY2019

County	Enrollment	Enrollment Percentage	Total Credit Hours	Credit Hours Percentage
Baldwin	714	5.9%	9,665	5.8%
Bibb	2,969	24.5%	40,238	24.0%
Crawford	167	1.4%	2,391	1.4%
Dooly	91	0.7%	1,436	0.9%
Houston	3,687	30.4%	55,561	33.2%
Jones	535	4.4%	7,066	4.2%
Monroe	265	2.2%	3,646	2.2%
Peach	645	5.3%	9,374	5.6%
Pulaski	180	1.5%	2,581	1.5%
Putnam	383	3.2%	5,164	3.1%
Twiggs	108	0.9%	1,552	0.9%
All Other GA Counties	2,163	18.8%	27,247	16.8%
Out of State	141	0.8%	1,520	0.9%
Total	12,048		167,438	

Source: TCSG Data Center Report #TEC0122 as of 11/20/2019

Table 42: Credit Enrollment by Course Campus AY2015-2019

Course Campus	AY2015	AY2016	AY2017	AY2018	AY2019
Warner Robins (Main) Campus	3,850	3,653	3,901	3,839	3,726
Macon Campus	9,514	9,346	9,175	9,741	9,926
Milledgeville Campus	901	987	931	988	1,004
Crawford County Center	34	123	95	61	32
Jones County Center	N/A	14	45	168	240
Monroe County Center	46	78	112	52	48
Peach Co. Workforce Development Center	N/A	24	37	45	43
Putnam County Center	89	93	104	82	64
VECTR Center	N/A	N/A	N/A	168	131

Source: TCSG Data Center Report #TEC0119 as of 10/29/2019

Notes: For each campus, a student is reported if they took at least one course at that campus, along with the sum of credit hours for the course(s) they took at that campus. Students who took courses at more than one campus will appear in each campus section.

Table 43: Total Credit Hours by Course Campus AY2015-2019

Course Campus	AY2015	AY2016	AY2017	AY2018	AY2019
Warner Robins (Main) Campus	47,987	43,902	49,149	43,537	41,595
Macon Campus	125,898	115,873	107,375	111,155	111,513
Milledgeville Campus	11,099	11,437	9,868	10,063	9,389
Crawford County Center	274	955	614	345	199
Jones County Center	N/A	42	156	1,009	2,114
Monroe County Center	395	559	918	355	273
Peach Co. Workforce Development Center	N/A	146	200	330	389
Putnam County Center	837	661	670	503	471
VECTR Center	N/A	N/A	N/A	1,743	1,495

Source: TCSG Data Center Report #TEC0119 as of 10/29/2019

Notes: For each campus, a student is reported if they took at least one course at that campus, along with the sum of credit hours for the course(s) they took at that campus. Students who took courses at more than one campus will appear in each campus section.

Table 44: FTE by Course Campus AY2015-2019

Course Campus	AY2015	AY2016	AY2017	AY2018	AY2019
Warner Robins (Main) Campus	1,599	1,463	1,538	1,451	1,386
Macon Campus	4,196	3,862	3,579	3,705	3,717
Milledgeville Campus	369	381	328	335	312
Crawford County Center	9	31	20	11	6
Jones County Center	N/A	1	5	33	70
Monroe County Center	13	18	30	11	9
Peach Co. Workforce Development Center	N/A	4	6	11	12
Putnam County Center	27	22	22	16	15
VECTR Center	N/A	N/A	N/A	58	49

Source: TCSG Data Center Report # TEC0119 as of 10/29/2019

Notes: For each campus, a student is reported if they took at least one course at that campus, along with the sum of credit hours for the course(s) they took at that campus. Students who took courses at more than one campus will appear in each campus section.

Table 45: Non-Traditional Program Enrollment by Home Campus AY2015-2019

Home Campus	AY2015	AY2016	AY2017	AY2018	AY2019
Warner Robins All Students in Non-Traditional Programs*	4,766	4,389	4,404	4,163	3,278
Warner Robins Non-Traditional Students	1,185	1,103	1,015	1,116	560
Warner Robins Percent Non-Trad Students	24.9%	25.1%	23.0%	26.8%	17.1%
Macon All Students in Non-Traditional Programs*	4,251	4,151	3,841	3,293	2,883
Macon Non-Traditional Students	600	551	531	473	415
Macon Percent Non-Trad Students	14.1%	13.3%	13.8%	14.4%	14.4%
Milledgeville All Students in Non-Traditional Programs*	626	627	548	493	483
Milledgeville Non-Traditional Students	53	76	82	72	72
Milledgeville Percent Non-Trad Students	8.5%	12.1%	15.0%	14.6%	14.9%
Crawford County All Students in Non-Traditional Programs*	4	6	3	8	3
Crawford County Non-Traditional Students	0	0	0	1	0
Crawford County Percent Non-Trad Students	0%	0%	0%	12.5%	0%
Putnam County All Students in Non-Traditional Programs*	10	19	42	46	27
Putnam County Non-Traditional Students	1	3	2	3	3
Putnam County Percent Non-Trad Students	10.0%	15.8%	4.8%	6.5%	11.1%
Jones County All Students in Non-Traditional Programs*	N/A	N/A	N/A	1	1
Jones County Non-Traditional Students	N/A	N/A	N/A	0	0
Jones County Percent Non-Trad Students	N/A	N/A	N/A	0%	0%
Peach County All Students in Non-Traditional Programs*	N/A	N/A	2	10	16
Peach County Non-Traditional Students	N/A	N/A	0	3	3
Peach County Percent Non-Trad Students	N/A	N/A	0%	30.0%	18.8%
VECTR All Students in Non-Traditional Programs*	N/A	N/A	N/A	N/A	37
VECTR Non-Traditional Students	N/A	N/A	N/A	N/A	3
VECTR Percent Non-Trad Students	N/A	N/A	N/A	N/A	8.1%
Total Enrolled in Nontraditional Programs	9,561	9,102	8,756	7,959	6,652
Total Non-Traditional Students	1,834	1,728	1,625	1,665	1,051
Percent Non-Traditional Students	19.2%	19.0%	18.6%	20.9%	15.8%

Source: TCSG Data Center Report #TEC0140 as of 11/19/2019

**Note: Total shown is not the total credit enrollment for the location - the total includes only enrollment in PAS Program Areas coded as nontraditional for one gender.*

Credit Hours and FTE by Home Campus and Semester AY2019

Table 46: Fall Semester 2018 (Term 2019-12)

Home Campus	Total Enrollment	Total Credit Hours	Total FTE
Warner Robins (Main) Campus	4,211	35,968	2,397
Macon Campus	3,588	30,109	2,007
Milledgeville Campus	380	3,186	212
Jones County Center	4	28	1
Crawford County Center	1	3	0
Peach County Workforce Dev Center	15	108	7
Putnam County Center	20	197	13
VECTR Center	2	40	2
Total (unduplicated)	8,221	69,639	4,642

Source: TCSG Data Center Report #TEC0127 as of 11/21/2019

Table 47: Spring Semester 2019 (Term 2019-14)

Home Campus	Total Enrollment	Total Credit Hours	Total FTE
Warner Robins (Main) Campus	3,922	32,635	2,175
Macon Campus	3,453	27,834	1,855
Milledgeville Campus	315	2,622	174
Jones County Center	3	30	2
Crawford County Center	2	18	1
Peach County Workforce Dev Center	6	57	3
Putnam County Center	17	153	10
VECTR Center	23	319	21
Total (unduplicated)	7,742	63,676	4,245

Source: TCSG Data Center Report ##TEC0127 as of 11/21/2019

Table 48: Summer Semester 2019 (Term 2019-16)

Home Campus	Total Enrollment	Total Credit Hours	Total FTE
Warner Robins (Main) Campus	2,441	18,251	1,216
Macon Campus	2,024	13,998	933
Milledgeville Campus	218	1,577	105
Jones County Center	1	5	0
Crawford County Center	0	0	0
Peach County Workforce Dev Center	0	0	0
Putnam County Center	22	137	9
VECTR Center	17	155	10
Total (unduplicated)	4,723	34,123	2,274

Source: TCSG Data Center Report #TEC0127 as of 11/21/2019

Credit Hours by Program and Home Campus

Table 49: Credit Hours by Program and Home Campus Summary AY2019

Home Campus	Credit Hours	Percent of College Total	Enrollment	Percent of College Total
Warner Robins (Main) Campus	86,854	52%	6,325	52%
Macon Campus	71,941	43%	5,232	43%
Milledgeville Campus	7,385	4%	583	5%
Crawford County Center	21	0%	3	0%
Jones County Center	63	0%	4	0%
Peach Co. Workforce Development Center	165	0%	16	0%
Putnam County Center	487	0%	32	0%
VECTR	514	0%	37	0%
Overall - Summary	167,438	100%	12,048	100%

Source: TCSG Data Center Report #TEC0135 as of 11/20/2019

Table 50: CRAWFORD COUNTY CENTER Credit Hours by Home Campus AY2019

Major Code	Major Description	Credit Hours	Percent of Site Total	Enrollment	Percent of Site Total
EC13	Early Childhood Care/Ed	12.0	57.1%	2	66.7%
ECC2	Early Childhood Care/Ed	9.0	42.9%	1	33.3%

Source: TCSG Data Center Report #TEC0135 as of 11/20/2019

Table 51: JONES COUNTY CENTER Credit Hours by Home Campus AY2019

Major Code	Major Description	Credit Hours	Percent of Site Total	Enrollment	Percent of Site Total
AT14	Automotive Technology	34.0	54%	1	25%
IA00	Institutionally Accepted	29.0	46%	3	75%

Source: TCSG Data Center Report #TEC0135 as of 11/20/2019

Table 52: MACON CAMPUS Credit Hours by Home Campus AY2019

Major Code	Major Description	Credit Hours	Percent of Site Total	Enrollment	Percent of Site Total
AB51	Automotive Collision Repair Assistant I	25.0	0.0%	3	0.1%
AC12	Accounting	237.0	0.3%	17	0.3%
AC13	Accounting	999.0	1.4%	63	1.1%
AC31	Acute Care Nurse Aide	12.0	0.0%	1	0.0%
ACR2	Auto Collision Repair	433.0	0.6%	28	0.5%
ACT2	Air Conditioning Technology	546.0	0.8%	35	0.6%
AE51	Automotive Engine Performance Technician	9.0	0.0%	1	0.0%
AF11	Administrative Office Specialist	54.0	0.1%	6	0.1%

Major Code	Major Description	Credit Hours	Percent of Site Total	Enrollment	Percent of Site Total
AF12	Automotive Fundamentals	140.0	0.2%	11	0.2%
AF53	AAS in Interdisciplinary Studies	5,224.0	7.3%	411	7.3%
AL41	Advanced Legal Assistant	15.0	0.0%	3	0.1%
AM13	Advanced Medical Imaging	91.0	0.1%	5	0.1%
AM34	Aviation Maintenance Technology	96.0	0.1%	4	0.1%
AM43	Aviation Maintenance Technology	90.0	0.1%	5	0.1%
AN43	Associate of Science Degree in Nursing	100.0	0.1%	7	0.1%
AS21	Administrative Support Assistant	7.0	0.0%	1	0.0%
AS33	Applied Technical Management	24.0	0.0%	2	0.0%
AST2	Aircraft Structural Technology	869.0	1.2%	43	0.8%
AT14	Automotive Technology	417.0	0.6%	33	0.6%
AZ31	Air Conditioning Technician Assistant	148.0	0.2%	22	0.4%
BA12	Barbering	304.0	0.4%	23	0.4%
BA22	Business Technology	778.0	1.1%	71	1.3%
BA23	Business Technology	1,315.0	1.8%	88	1.6%
BAF2	Banking and Finance	195.0	0.3%	12	0.2%
BAF3	Banking and Finance	381.0	0.5%	27	0.5%
BC71	Banking and Finance Specialist	272.0	0.4%	18	0.3%
BE41	Basic Electronic Assembler	89.0	0.1%	7	0.1%
BI23	Biotechnology	487.0	0.7%	35	0.6%
BI31	Barber II	12.0	0.0%	1	0.0%
BLA1	Biotechnology Laboratory Assistant	54.0	0.1%	5	0.1%
CA11	Cabinetmaking Assembly Technician	11.0	0.0%	1	0.0%
CA12	Cabinetmaking	54.0	0.1%	4	0.1%
CA13	Cabinetmaking	16.0	0.0%	2	0.0%
CA61	CompTIA A+ Certified Preparation	7.0	0.0%	1	0.0%
CAY1	Computerized Accounting Specialist	14.0	0.0%	1	0.0%
CCW1	Certified Construction Worker	282.0	0.4%	32	0.6%
CF21	Carpentry Fundamentals	4.0	0.0%	1	0.0%
CJ21	Criminal Justice Specialist	36.0	0.1%	3	0.1%
CJ71	Criminal Justice Fundamentals	203.0	0.3%	12	0.2%
CJT2	Criminal Justice Technology	505.0	0.7%	39	0.7%
CJT3	Criminal Justice Technology	1,208.0	1.7%	79	1.4%
CLT3	Clinical Laboratory Technology	267.0	0.4%	15	0.3%
CM12	Construction Management	6.0	0.0%	1	0.0%
CM13	Construction Management	13.0	0.0%	1	0.0%
CM22	Construction Management Technology	75.0	0.1%	9	0.2%
CMT3	Construction Management Technology	393.0	0.5%	20	0.4%
CN21	Nurse Aide	2,210.0	3.1%	166	3.0%
CN71	Cisco Network Specialist	8.0	0.0%	1	0.0%
CNB1	Culinary Nutrition Assistant	76.0	0.1%	8	0.1%
CO12	Cosmetology	2,155.0	3.0%	124	2.2%
CP23	Computer Programming	754.0	1.0%	45	0.8%

Major Code	Major Description	Credit Hours	Percent of Site Total	Enrollment	Percent of Site Total
CP24	Computer Programming	375.0	0.5%	24	0.4%
CP41	CAD Operator	32.0	0.0%	3	0.1%
CS14	Computer Support Specialist	110.0	0.2%	8	0.1%
CS23	Computer Support Specialist	282.0	0.4%	18	0.3%
CS91	Central Sterile Supply Processing Technician - Adv	16.0	0.0%	2	0.0%
CT13	Cardiovascular Technology	646.0	0.9%	45	0.8%
CT22	Carpentry Technology	287.0	0.4%	18	0.3%
CT33	Carpentry Technology	129.0	0.2%	8	0.1%
CT41	Calibration Technician	3.0	0.0%	1	0.0%
CT61	Commercial Truck Driving	24.0	0.0%	3	0.1%
CT91	Computed Tomography Specialist	84.0	0.1%	4	0.1%
CW11	Certified Warehousing and Distribution Spec	25.0	0.0%	4	0.1%
DA12	Dental Assisting	780.0	1.1%	56	1.0%
DAM1	Design and Media Production Specialist	135.0	0.2%	11	0.2%
DAM3	Design and Media Production Technology	658.0	0.9%	45	0.8%
DEM2	Design and Media Production Technology	462.0	0.6%	37	0.7%
DH13	Dental Hygiene	2,948.0	4.1%	202	3.6%
DM12	Logistics Management	378.0	0.5%	24	0.4%
DM23	Logistics Management	672.0	0.9%	40	0.7%
DT12	Drafting Technology	127.0	0.2%	10	0.2%
DT13	Drafting Technology	305.0	0.4%	25	0.4%
DTM1	Diesel Truck Maintenance Technician	23.0	0.0%	1	0.0%
EBT1	Engineering Technology Basics	13.0	0.0%	2	0.0%
EC13	Early Childhood Care/Education	1,312.0	1.8%	90	1.6%
EC22	Electrical Control Systems	160.0	0.2%	10	0.2%
EC23	Echocardiography	511.0	0.7%	32	0.6%
EC31	Early Childhood Care and Education Basics	42.0	0.1%	7	0.1%
EC41	Early Childhood Exceptionalities	3.0	0.0%	1	0.0%
ECC2	Early Childhood Care/Education	1,206.0	1.7%	95	1.7%
ECP1	Early Childhood Program Administration	12.0	0.0%	2	0.0%
EF12	Electronics Fundamentals	93.0	0.1%	8	0.1%
EM13	Emergency Management	63.0	0.1%	6	0.1%
EMH1	Advanced Emergency Medical Technician (AEMT)	20.0	0.0%	2	0.0%
EMJ1	Emergency Medical Technician (EMT)	340.0	0.5%	33	0.6%
EN11	Entrepreneurship	3.0	0.0%	1	0.0%
EP12	EMS Professions	749.0	1.0%	50	0.9%
ES12	Electrical Systems Technology	18.0	0.0%	1	0.0%
ES22	NCCER Electrical Systems Construction and Maintenance	635.0	0.9%	40	0.7%

Major Code	Major Description	Credit Hours	Percent of Site Total	Enrollment	Percent of Site Total
ET13	Electronics Technology	407.0	0.6%	26	0.5%
ET14	Electronics Technology	210.0	0.3%	17	0.3%
ET33	Engineering Technology	441.0	0.6%	31	0.6%
ET71	Electro-Mechanical Technician	53.0	0.1%	9	0.2%
ET81	Electrocardiography Technology	198.0	0.3%	16	0.3%
FF41	Foundations of Computer Programming	26.0	0.0%	2	0.0%
FS31	Basic Shielded Metal Arc Welder	921.0	1.3%	53	0.9%
GE12	Gerontology	24.0	0.0%	2	0.0%
GE13	Gerontology	28.0	0.0%	3	0.1%
GI13	Geographic Information Systems	67.0	0.1%	3	0.1%
GM31	Gas Metal Arc Welder	958.0	1.3%	63	1.1%
GTA1	Gas Tungsten Arc Welder	284.0	0.4%	24	0.4%
HA21	Health Care Assistant	687.0	1.0%	70	1.2%
HM12	Hotel/Restaurant/Tourism Management	235.0	0.3%	18	0.3%
HM13	Hotel/Restaurant/Tourism Management	175.0	0.2%	10	0.2%
HRM1	Human Resource Management Specialist	101.0	0.1%	8	0.1%
HT12	Hemodialysis Technologist	695.0	1.0%	52	0.9%
IA00	Institutionally Accepted	6,562.0	9.1%	843	15.0%
IA13	Instrumentation and Controls Technician	153.0	0.2%	10	0.2%
IA31	Instrumentation and Controls Technician I	8.0	0.0%	1	0.0%
IC31	Infant/Toddler Child Care Specialist	18.0	0.0%	3	0.1%
IE41	Industrial Electrician	52.0	0.1%	8	0.1%
IF11	Industrial Fluid Power Technician	11.0	0.0%	2	0.0%
IMS2	Industrial Mechanical Systems	17.0	0.0%	1	0.0%
IS13	Industrial Systems Technology	213.0	0.3%	13	0.2%
IS53	Web Site Design/Development	210.0	0.3%	16	0.3%
IS64	Web Site Design/Development	126.0	0.2%	10	0.2%
IST4	Industrial Systems Technology	267.0	0.4%	17	0.3%
ITP3	Information Technology Professional	738.0	1.0%	43	0.8%
ITP4	Information Technology Professional	298.0	0.4%	24	0.4%
ITW1	Introduction to Web Design	36.0	0.1%	4	0.1%
JP11	Java Programmer	11.0	0.0%	2	0.0%
LA11	Legal Administrative Assistant	12.0	0.0%	1	0.0%
MA22	Medical Assisting	689.0	1.0%	58	1.0%
MA23	Medical Assisting	535.0	0.7%	42	0.7%
MAL1	Management and Leadership Specialist	24.0	0.0%	3	0.1%
MB21	Medical Billing Clerk	247.0	0.3%	19	0.3%
MC41	Medical Coding	849.0	1.2%	75	1.3%
MD12	Business Management	1,278.0	1.8%	87	1.6%
MD13	Business Management	2,651.0	3.7%	178	3.2%

Major Code	Major Description	Credit Hours	Percent of Site Total	Enrollment	Percent of Site Total
ME13	Metrology	142.0	0.2%	11	0.2%
ME24	Metrology	41.0	0.1%	6	0.1%
MF21	Medical Front Office Assistant	128.0	0.2%	12	0.2%
MF41	Microsoft Office Applications Professional	6.0	0.0%	1	0.0%
MG21	Motion Graphics Assistant	8.0	0.0%	1	0.0%
MLS1	Medical Language Specialist	35.0	0.0%	3	0.1%
MM12	Marketing Management	186.0	0.3%	17	0.3%
MM13	Marketing Management	554.0	0.8%	48	0.9%
MM31	Mechanical Maintenance Technician	15.0	0.0%	2	0.0%
MRI1	Magnetic Resonance Imaging Specialist	96.0	0.1%	4	0.1%
MS61	Medical Skin Care Specialist	20.0	0.0%	2	0.0%
MTT2	Machine Tool Technology	19.0	0.0%	2	0.0%
MW11	Microsoft Word Application Specialist	126.0	0.2%	15	0.3%
NS13	Networking Specialist	320.0	0.4%	22	0.4%
NS14	Networking Specialist	116.0	0.2%	8	0.1%
OA31	Office Accounting Specialist	14.0	0.0%	1	0.0%
OSM1	Advanced Shielded Metal Arc Welder	10.0	0.0%	1	0.0%
OT13	Orthopedic Technology	807.0	1.1%	37	0.7%
PA61	Payroll Accounting Specialist	10.0	0.0%	1	0.0%
PC21	Patient Care Assistant	66.0	0.1%	3	0.1%
PC51	Prep Cook	403.0	0.6%	34	0.6%
PEO1	Pre-hospital EMS Operations	99.0	0.1%	6	0.1%
PN12	Practical Nursing	3,713.0	5.2%	286	5.1%
PR21	PC Repair and Network Technician	26.0	0.0%	7	0.1%
PS13	Paralegal Studies	348.0	0.5%	27	0.5%
PT12	Paramedicine	307.0	0.4%	17	0.3%
PT13	Paramedicine	182.0	0.3%	12	0.2%
PT21	Phlebotomy Technician	655.0	0.9%	65	1.2%
PT22	Pharmacy Technology	622.0	0.9%	45	0.8%
PT42	Polysomnography Technology	509.0	0.7%	32	0.6%
PT81	Purchasing Technician	14.0	0.0%	1	0.0%
RA12	Sports and Fitness Management	101.0	0.1%	7	0.1%
RA13	Sports and Fitness Management	367.0	0.5%	25	0.4%
RT23	Radiologic Technology	2,917.0	4.1%	214	3.8%
RW41	Residential/Industrial Wiring	14.0	0.0%	1	0.0%
SB41	Small Business Management Specialist	6.0	0.0%	1	0.0%
SE11	NCCER Specialty Electrical Services	24.0	0.0%	2	0.0%
SSM1	Service Sector Management Specialist	12.0	0.0%	1	0.0%
ST11	Shampoo Technician	491.0	0.7%	41	0.7%
ST12	Surgical Technology	316.0	0.4%	20	0.4%
TC31	Technical Specialist	30.0	0.0%	5	0.1%

Major Code	Major Description	Credit Hours	Percent of Site Total	Enrollment	Percent of Site Total
TPS1	Tax Preparation Specialist	50.0	0.1%	4	0.1%
TS23	Technical Studies	565.0	0.8%	59	1.1%
VSM1	Vertical Shielded Metal Arc Welder Fabricator	138.0	0.2%	10	0.2%
WA21	Warehouse and Distribution Technician	70.0	0.1%	7	0.1%
WAJ2	Welding and Joining Technology	1,327.0	1.8%	87	1.6%

Source: TCSG Data Center Report #TEC0135 as of 11/20/2019

Table 53: MILLEDGEVILLE CAMPUS Credit Hours by Home Campus AY2019

Major Code	Major Description	Credit Hours	Percent of Site Total	Enrollment	Percent of Site Total
AC12	Accounting	67.0	0.9%	3	0.5%
AC13	Accounting	128.0	1.7%	7	1.1%
ACR2	Auto Collision Repair	22.0	0.3%	1	0.2%
ACT2	Air Conditioning Technology	311.0	4.2%	15	2.4%
AE41	Auto Electrical/Electronic Systems Technician	2.0	0.0%	1	0.2%
AE61	Automotive Engine Repair Technician	2.0	0.0%	1	0.2%
AF11	Administrative Office Specialist	9.0	0.1%	1	0.2%
AF12	Automotive Fundamentals	62.0	0.8%	4	0.6%
AF53	AAS in Interdisciplinary Studies	540.0	7.3%	53	8.5%
AN43	Associate of Science Degree in Nursing	37.0	0.5%	2	0.3%
AST2	Aircraft Structural Technology	33.0	0.4%	1	0.2%
AT14	Automotive Technology	254.0	3.4%	14	2.3%
BA12	Barbering	140.0	1.9%	6	1.0%
BA22	Business Technology	209.0	2.8%	16	2.6%
BA23	Business Technology	217.0	2.9%	14	2.3%
BA71	Barbering Assistant	51.0	0.7%	16	2.6%
BAF3	Banking and Finance	25.0	0.3%	1	0.2%
BI23	Biotechnology	6.0	0.1%	1	0.2%
BLA1	Biotechnology Laboratory Assistant	7.0	0.1%	1	0.2%
CJT2	Criminal Justice Technology	84.0	1.1%	9	1.4%
CJT3	Criminal Justice Technology	237.0	3.2%	18	2.9%
CN21	Nurse Aide	59.0	0.8%	11	1.8%
CO12	Cosmetology	768.0	10.4%	48	7.7%
CP23	Computer Programming	129.0	1.7%	11	1.8%
CP24	Computer Programming	90.0	1.2%	5	0.8%
CS14	Computer Support Specialist	14.0	0.2%	2	0.3%
CS23	Computer Support Specialist	76.0	1.0%	3	0.5%
DAM3	Design and Media Production Technology	7.0	0.1%	1	0.2%
DH13	Dental Hygiene	3.0	0.0%	1	0.2%
DM12	Logistics Management	6.0	0.1%	1	0.2%
EC13	Early Childhood Care/Education	258.0	3.5%	19	3.1%

Major Code	Major Description	Credit Hours	Percent of Site Total	Enrollment	Percent of Site Total
EC31	Early Childhood Care and Education Basics	27.0	0.4%	6	1.0%
ECC2	Early Childhood Care/Education	273.0	3.7%	19	3.1%
GM31	Gas Metal Arc Welder	10.0	0.1%	1	0.2%
HA21	Health Care Assistant	105.0	1.4%	12	1.9%
HM12	Hotel/Restaurant/Tourism Management	6.0	0.1%	1	0.2%
HRM1	Human Resource Management Specialist	3.0	0.0%	1	0.2%
IA00	Institutionally Accepted	219.0	3.0%	27	4.3%
ITP3	Information Technology Professional	49.0	0.7%	3	0.5%
ITP4	Information Technology Professional	73.0	1.0%	3	0.5%
MA22	Medical Assisting	146.0	2.0%	15	2.4%
MA23	Medical Assisting	174.0	2.4%	12	1.9%
MC41	Medical Coding	69.0	0.9%	11	1.8%
MD12	Business Management	18.0	0.2%	1	0.2%
MD13	Business Management	83.0	1.1%	5	0.8%
MF21	Medical Front Office Assistant	34.0	0.5%	4	0.6%
MS11	Microsoft Network Administrator	8.0	0.1%	1	0.2%
MS61	Medical Skin Care Specialist	15.0	0.2%	1	0.2%
NS13	Networking Specialist	32.0	0.4%	2	0.3%
NS14	Networking Specialist	18.0	0.2%	2	0.3%
PC21	Patient Care Assistant	13.0	0.2%	2	0.3%
PN12	Practical Nursing	1,790.0	24.2%	142	22.9%
PR21	PC Repair and Network Technician	149.0	2.0%	42	6.8%
PS13	Paralegal Studies	15.0	0.2%	2	0.3%
PT21	Phlebotomy Technician	36.0	0.5%	4	0.6%
PT81	Purchasing Technician	13.0	0.2%	1	0.2%
RT23	Radiologic Technology	51.0	0.7%	6	1.0%
ST12	Surgical Technology	2.0	0.0%	1	0.2%
TC31	Technical Specialist	9.0	0.1%	1	0.2%
TS23	Technical Studies	28.0	0.4%	2	0.3%
WAJ2	Welding and Joining Technology	64.0	0.9%	4	0.6%

Source: TCSG Data Center Report #TEC0135 as of 11/20/2019

Table 54: PEACH COUNTY WORKFORCE DEVELOPMENT CENTER Credit Hours by Home Campus AY2019

Major Code	Major Description	Credit Hours	Percent of Site Total	Enrollment	Percent of Site Total
CSQI	Commercial Straight Truck and Passenger Driving	9.0	5.5%	1	6.3%
DTM1	Diesel Truck Maintenance Tech	101.0	61.2%	6	37.5%
FS31	Basic Shielded Metal Arc Welder	44.0	26.7%	6	37.5%
PC21	Patient Care Assistant	11.0	6.7%	3	18.8%

Source: TCSG Data Center Report #TEC0135 as of 11/20/2019

Table 55: PUTNAM COUNTY CENTER Credit Hours by Home Campus AY2019

Major Code	Major Description	Credit Hours	Percent of Site Total	Enrollment	Percent of Site Total
CJT2	Criminal Justice Technology	6.0	1.2%	1	3.1%
CT61	Commercial Truck Driving	18.0	3.7%	2	6.3%
EC31	Early Childhood Care and Education Basics	36.0	7.4%	4	12.5%
ECC2	Early Childhood Care/Education	59.0	12.1%	3	9.4%
GTA1	Gas Tungsten Arc Welder	4.0	0.8%	1	3.1%
HA21	Health Care Assistant	31.0	6.4%	4	12.5%
RT23	Radiologic Technology	38.0	7.8%	1	3.1%
WAJ2	Welding and Joining Technology	295.0	60.6%	16	50.0%

Source: TCSG Data Center Report #TEC0135 as of 11/20/2019

Table 56: VECTR CENTER Credit Hours by Home Campus AY2019

Major Code	Major Description	Credit Hours	Percent of Site Total	Enrollment	Percent of Site Total
ACT2	Air Conditioning Technology	64.0	12.5%	2	5.3%
CT61	Commercial Truck Driving	256.0	49.8%	28	73.7%
FS31	Basic Shielded Metal Arc Welder	24.0	4.7%	1	2.6%
WAJ2	Welding and Joining Technology	170.0	33.1%	7	18.4%

Source: TCSG Data Center Report #TEC0135 as of 12/2/2019

Table 57: WARNER ROBINS (MAIN) CAMPUS Credit Hours by Home Campus AY2019

Major Code	Major Description	Credit Hours	Percent of Site Total	Enrollment	Percent of Site Total
AA61	Aircraft Assembly Technician	153.0	0.2%	12	0.2%
AAA1	Auditing and Assurances Specialist	6.0	0.0%	1	0.0%
AC12	Accounting	245.0	0.3%	16	0.2%
AC13	Accounting	1,082.0	1.2%	63	0.9%
AC51	Advanced CAD Technician	4.0	0.0%	1	0.0%
AC91	Advanced Comp TIA A+ Certified Technician Preparation	140.0	0.2%	14	0.2%
ACK1	Air Conditioning Electrical Technician	44.0	0.1%	4	0.1%
ACR2	Auto Collision Repair	36.0	0.0%	3	0.0%
ACT2	Air Conditioning Technology	1,059.0	1.2%	53	0.8%
AE41	Auto Electrical/Electronic Systems Technician	26.0	0.0%	5	0.1%
AE51	Automotive Engine Performance Technician	6.0	0.0%	1	0.0%
AF12	Automotive Fundamentals	67.0	0.1%	3	0.0%
AF53	AAS in Interdisciplinary Studies	9,584.0	11.0%	765	11.3%
AH31	Animal Healthcare Assistant	377.0	0.4%	41	0.6%
AL41	Advanced Legal Assistant	57.0	0.1%	4	0.1%
ALR1	Auto Maintenance and Light Repair Tech	459.0	0.5%	47	0.7%

Major Code	Major Description	Credit Hours	Percent of Site Total	Enrollment	Percent of Site Total
AM24	Aviation Maintenance Technician	733.0	0.8%	28	0.4%
AM34	Aviation Maintenance Technology	1,015.0	1.2%	54	0.8%
AM43	Aviation Maintenance Technology	1,679.0	1.9%	81	1.2%
AN43	Associate of Science Degree in Nursing	519.0	0.6%	35	0.5%
AS21	Administrative Support Assistant	327.0	0.4%	24	0.4%
AS33	Applied Technical Management	26.0	0.0%	3	0.0%
AST2	Aircraft Structural Technology	1,985.0	2.3%	109	1.6%
AT14	Automotive Technology	974.0	1.1%	53	0.8%
AZ31	Air Conditioning Technician Assistant	12.0	0.0%	1	0.0%
BA12	Barbering	857.0	1.0%	46	0.7%
BA21	Business and Customer Service Technology	7,947.0	9.1%	1,025	15.2%
BA22	Business Technology	1,117.0	1.3%	70	1.0%
BA23	Business Technology	890.0	1.0%	61	0.9%
BA71	Barbering Assistant	144.0	0.2%	16	0.2%
BAF2	Banking and Finance	41.0	0.0%	4	0.1%
BAF3	Banking and Finance	173.0	0.2%	12	0.2%
BF21	Barbering for Cosmetologists	21.0	0.0%	1	0.0%
BI23	Biotechnology	65.0	0.1%	7	0.1%
BLA1	Biotechnology Laboratory Assistant	18.0	0.0%	1	0.0%
CA61	CompTIA A+ Certified Preparation	8.0	0.0%	1	0.0%
CA71	CompTIA A+ Certified Technician Preparation	23.0	0.0%	3	0.0%
CCW1	Certified Construction Worker	3.0	0.0%	1	0.0%
CGL1	Cosmetology for Licensure	80.0	0.1%	5	0.1%
CJ21	Criminal Justice Specialist	219.0	0.3%	13	0.2%
CJ71	Criminal Justice Fundamentals	558.0	0.6%	42	0.6%
CJT2	Criminal Justice Technology	717.0	0.8%	47	0.7%
CJT3	Criminal Justice Technology	1,530.0	1.8%	100	1.5%
CLT3	Clinical Laboratory Technology	561.0	0.6%	40	0.6%
CM12	Construction Management	10.0	0.0%	1	0.0%
CM13	Construction Management	15.0	0.0%	1	0.0%
CM22	Construction Management Technology	9.0	0.0%	1	0.0%
CMT3	Construction Management Technology	50.0	0.1%	3	0.0%
CN21	Nurse Aide	614.0	0.7%	59	0.9%
CN71	Cisco Network Specialist	4.0	0.0%	1	0.0%
CO12	Cosmetology	2,501.0	2.9%	154	2.3%
CP23	Computer Programming	825.0	0.9%	42	0.6%
CP24	Computer Programming	202.0	0.2%	15	0.2%
CS14	Computer Support Specialist	55.0	0.1%	6	0.1%
CS23	Computer Support Specialist	267.0	0.3%	19	0.3%
CS51	CNC Specialist	32.0	0.0%	2	0.0%
CS91	Central Sterile Supply Processing Technician - Adv	37.0	0.0%	2	0.0%
CT13	Cardiovascular Technology	75.0	0.1%	4	0.1%

Major Code	Major Description	Credit Hours	Percent of Site Total	Enrollment	Percent of Site Total
CT61	Commercial Truck Driving	796.0	0.9%	87	1.3%
CZ31	Crime Scene Fundamentals	189.0	0.2%	15	0.2%
DA12	Dental Assisting	127.0	0.1%	6	0.1%
DAM1	Design and Media Production Specialist	512.0	0.6%	33	0.5%
DAM3	Design and Media Production Technology	215.0	0.2%	13	0.2%
DEM2	Design and Media Production Technology	34.0	0.0%	2	0.0%
DH13	Dental Hygiene	2,274.0	2.6%	155	2.3%
DM12	Logistics Management	183.0	0.2%	10	0.1%
DM23	Logistics Management	711.0	0.8%	37	0.5%
DT12	Drafting Technology	12.0	0.0%	1	0.0%
DT13	Drafting Technology	98.0	0.1%	7	0.1%
DTM1	Diesel Truck Maintenance Technician	73.0	0.1%	6	0.1%
EB71	Emergency Medical Responder (EMR)	448.0	0.5%	41	0.6%
EBT1	Engineering Technology Basics	28.0	0.0%	2	0.0%
EC13	Early Childhood Care/Education	2,265.0	2.6%	135	2.0%
EC21	Early College Essentials	69.0	0.1%	7	0.1%
EC22	Electrical Control Systems	44.0	0.1%	4	0.1%
EC23	Echocardiography	99.0	0.1%	6	0.1%
EC31	Early Childhood Care and Education Basics	86.0	0.1%	13	0.2%
ECC2	Early Childhood Care/Education	1,340.0	1.5%	105	1.6%
ECP1	Early Childhood Program Administration	6.0	0.0%	1	0.0%
EF12	Electronics Fundamentals	116.0	0.1%	8	0.1%
EM13	Emergency Management	7.0	0.0%	1	0.0%
EM81	Electrical Maintenance Technician	25.0	0.0%	3	0.0%
EMH1	Advanced Emergency Medical Technician (AEMT)	3.0	0.0%	1	0.0%
EMJ1	Emergency Medical Technician (EMT)	185.0	0.2%	15	0.2%
EN11	Entrepreneurship	6.0	0.0%	1	0.0%
EP12	EMS Professions	691.0	0.8%	47	0.7%
ES22	NCCER Electrical Systems Construction and Maintenance	84.0	0.1%	4	0.1%
ET13	Electronics Technology	637.0	0.7%	42	0.6%
ET14	Electronics Technology	669.0	0.8%	33	0.5%
ET33	Engineering Technology	707.0	0.8%	42	0.6%
ET71	Electro-Mechanical Technician	34.0	0.0%	2	0.0%
ET81	Electrocardiography Technology	62.0	0.1%	5	0.1%
FS31	Basic Shielded Metal Arc Welder	241.0	0.3%	22	0.3%
GM31	Gas Metal Arc Welder	392.0	0.5%	32	0.5%
GTA1	Gas Tungsten Arc Welder	24.0	0.0%	2	0.0%
HA21	Health Care Assistant	871.0	1.0%	92	1.4%
HD21	Hair Designer	35.0	0.0%	2	0.0%

Major Code	Major Description	Credit Hours	Percent of Site Total	Enrollment	Percent of Site Total
HM12	Hotel/Restaurant/Tourism Management	46.0	0.1%	3	0.0%
HM13	Hotel/Restaurant/Tourism Management	48.0	0.1%	3	0.0%
HRM1	Human Resource Management Specialist	58.0	0.1%	5	0.1%
HT12	Hemodialysis Technologist	340.0	0.4%	26	0.4%
IA00	Institutionally Accepted	5,785.0	6.7%	637	9.4%
IA13	Instrumentation and Controls Technician	19.0	0.0%	2	0.0%
IC31	Infant/Toddler Child Care Specialist	12.0	0.0%	3	0.0%
IC41	Inventory Control Technician	2.0	0.0%	1	0.0%
IF11	Industrial Fluid Power Technician	118.0	0.1%	11	0.2%
IM41	Industrial Motor Control Technician	12.0	0.0%	1	0.0%
IMS2	Industrial Mechanical Systems	24.0	0.0%	1	0.0%
IS13	Industrial Systems Technology	596.0	0.7%	41	0.6%
IS41	Web Site Designer	12.0	0.0%	2	0.0%
IS53	Web Site Design/Development	295.0	0.3%	18	0.3%
IS64	Web Site Design/Development	182.0	0.2%	9	0.1%
IST4	Industrial Systems Technology	436.0	0.5%	34	0.5%
IT51	Introduction to Criminal Justice	18.0	0.0%	1	0.0%
IT61	Introduction to Motor Controls	30.0	0.0%	3	0.0%
ITP3	Information Technology Professional	1,320.0	1.5%	83	1.2%
ITP4	Information Technology Professional	699.0	0.8%	44	0.7%
JP11	Java Programmer	14.0	0.0%	2	0.0%
MA22	Medical Assisting	503.0	0.6%	39	0.6%
MA23	Medical Assisting	249.0	0.3%	20	0.3%
MB21	Medical Billing Clerk	189.0	0.2%	18	0.3%
MB31	Dual Enrollment Basic Shielded Arc Welder	19.0	0.0%	1	0.0%
MC41	Medical Coding	692.0	0.8%	58	0.9%
MD12	Business Management	1,153.0	1.3%	82	1.2%
MD13	Business Management	3,668.0	4.2%	222	3.3%
MF21	Medical Front Office Assistant	62.0	0.1%	8	0.1%
MLS1	Medical Language Specialist	8.0	0.0%	1	0.0%
MM12	Marketing Management	113.0	0.1%	9	0.1%
MM13	Marketing Management	181.0	0.2%	16	0.2%
MM31	Mechanical Maintenance Technician	8.0	0.0%	1	0.0%
MS11	Microsoft Network Administrator	28.0	0.0%	2	0.0%
MTT2	Machine Tool Technology	419.0	0.5%	25	0.4%
MW11	Microsoft Word Application Specialist	71.0	0.1%	12	0.2%
MWA1	Microsoft Word Application Professional	16.0	0.0%	1	0.0%
NA21	Network Administrator	82.0	0.1%	4	0.1%
NS13	Networking Specialist	570.0	0.7%	29	0.4%

Major Code	Major Description	Credit Hours	Percent of Site Total	Enrollment	Percent of Site Total
NS14	Networking Specialist	235.0	0.3%	14	0.2%
OT13	Orthopedic Technology	16.0	0.0%	3	0.0%
PA61	Payroll Accounting Specialist	3.0	0.0%	1	0.0%
PC21	Patient Care Assistant	2.0	0.0%	1	0.0%
PC51	Prep Cook	826.0	1.0%	70	1.0%
PC81	Programmable Control Technician I	12.0	0.0%	1	0.0%
PEO1	Pre-hospital EMS Operations	211.0	0.2%	15	0.2%
PN12	Practical Nursing	4,542.0	5.2%	286	4.2%
PR21	PC Repair and Network Technician	94.0	0.1%	16	0.2%
PS13	Paralegal Studies	372.0	0.4%	32	0.5%
PT12	Paramedicine	86.0	0.1%	3	0.0%
PT13	Paramedicine	68.0	0.1%	4	0.1%
PT21	Phlebotomy Technician	469.0	0.5%	44	0.7%
PT22	Pharmacy Technology	95.0	0.1%	6	0.1%
PT42	Polysomnography Technology	207.0	0.2%	10	0.1%
RA12	Sports and Fitness Management	166.0	0.2%	13	0.2%
RA13	Sports and Fitness Management	118.0	0.1%	8	0.1%
RP11	Residential/Commercial Plumbing Technician	507.0	0.6%	29	0.4%
RT23	Radiologic Technology	2,349.0	2.7%	148	2.2%
SB41	Small Business Management Specialist	22.0	0.0%	2	0.0%
ST11	Shampoo Technician	824.0	0.9%	75	1.1%
ST12	Surgical Technology	1,079.0	1.2%	74	1.1%
TC31	Technical Specialist	47.0	0.1%	7	0.1%
TPS1	Tax Preparation Specialist	18.0	0.0%	2	0.0%
TS23	Technical Studies	292.0	0.3%	35	0.5%
WA21	Warehouse and Distribution Technician	12.0	0.0%	3	0.0%
WAJ2	Welding and Joining Technology	1,404.0	1.6%	98	1.5%

Source: TCSG Data Center Report #TEC0135 as of 11/20/2019

Awards by Program and Home Campus

Table 58: Awards by Home Campus Summary AY2019

Home Campus	
Jones County Center	1
Peach County Work Force Dev. Center	3
VECTR	18
Putnam County Center	33
Milledgeville Campus	292
Macon Campus	2,605
Main Campus	3,898
Overall - Summary	6,850

Source: TCSG Data Center Report #TEC0109 as of 11/20/2019

Table 59: JONES COUNTY CENTER Awards by Program AY2019

Major Code	Major Description	Level	Awards Conferred
AT14	Automotive Technology	DIPL	1

Source: TCSG Data Center Report #TEC0109 as of 11/20/2019

Table 60: MACON CAMPUS Awards by Program AY2019

Major Code	Major Description	Level	Awards Conferred
AF53	AAS in Interdisciplinary Studies	AAS	39
AC12	Accounting	DIPL	11
AC13	Accounting	AAS	7
AC31	Acute Care Nurse Aide	TCC	3
AF11	Administrative Office Specialist	TCC	1
AS21	Administrative Support Assistant	TCC	21
AC51	Advanced CAD Technician	TCC	1
AB71	Advanced Carpentry	TCC	11
AC91	Advanced Comp TIA A+ Certified Technician Preparation	TCC	7
EMH1	Advanced Emergency Medical Technician (AEMT)	TCC	10
AL41	Advanced Legal Assistant	TCC	1
OSM1	Advanced Shielded Metal Arc Welder	TCC	17
ACK1	Air Conditioning Electrical Technician	TCC	6
AZ31	Air Conditioning Technician Assistant	TCC	24
ACT2	Air Conditioning Technology	DIPL	6
AA61	Aircraft Assembly Technician	TCC	12
AST2	Aircraft Structural Technology	DIPL	5
AH31	Animal Healthcare Assistant	TCC	1
AS33	Applied Technical Management	AAS	3
AN43	Associate of Science Degree in Nursing	ASN	5
AAA1	Auditing and Assurances Specialist	TCC	1
ACR2	Auto Collision Repair	DIPL	7
AE41	Auto Electrical/Electronic Systems Technician	TCC	9

Major Code	Major Description	Level	Awards Conferred
ASG1	Automotive Chassis Technician Specialist	TCC	8
AH21	Automotive Climate Control Technician	TCC	1
AB51	Automotive Collision Repair Assistant I	TCC	15
AE51	Automotive Engine Performance Technician	TCC	7
AE61	Automotive Engine Repair Technician	TCC	8
AF12	Automotive Fundamentals	DIPL	3
AT14	Automotive Technology	DIPL	2
AA71	Automotive Transmission/Transaxle Tech Specialist	TCC	2
AMT1	Aviation Maintenance Technician-Airframe	TCC	2
AM43	Aviation Maintenance Technology	AAS	2
BAF3	Banking and Finance	AAS	4
BC71	Banking and Finance Specialist	TCC	22
BI31	Barber II	TCC	3
BA71	Barbering Assistant	TCC	5
BF41	Barbering Fundamentals	TCC	7
BE41	Basic Electronic Assembler	TCC	19
FS31	Basic Shielded Metal Arc Welder	TCC	69
BI23	Biotechnology	AAS	5
BLA1	Biotechnology Laboratory Assistant	TCC	6
MD12	Business Management	DIPL	37
MD13	Business Management	AAS	31
BA22	Business Technology	DIPL	18
BA23	Business Technology	AAS	18
BA21	Business and Customer Service Technology	TCC	2
CP41	CAD Operator	TCC	4
CA11	Cabinetmaking Assembly Technician	TCC	6
CT41	Calibration Technician	TCC	1
CT13	Cardiovascular Technology	AAS	5
CA22	Carpentry	DIPL	1
CF21	Carpentry Fundamentals	TCC	19
CT22	Carpentry Technology	DIPL	3
CT31	Carpentry Technology	TCC	12
CT33	Carpentry Technology	AAS	3
CSB1	Central Sterile Supply Processing Technician	TCC	3
CS91	Central Sterile Supply Processing Technician - Adv	TCC	1
CCW1	Certified Construction Worker	TCC	19
CW11	Certified Warehousing and Distribution Spec	TCC	1
CN71	Cisco Network Specialist	TCC	7
CLT3	Clinical Laboratory Technology	AAS	5
CT61	Commercial Truck Driving	TCC	1
CA61	CompTIA A+ Certified Preparation	TCC	27
CA71	CompTIA A+ Certified Technician Preparation	TCC	21
CT91	Computed Tomography Specialist	TCC	6
CH11	Computer Hardware Specialist	TCC	24
CP23	Computer Programming	AAS	4
CP24	Computer Programming	DIPL	1
CS23	Computer Support Specialist	AAS	2
CAY1	Computerized Accounting Specialist	TCC	15
CMT3	Construction Management Technology	AAS	3

Major Code	Major Description	Level	Awards Conferred
CM22	Construction Management Technology	DIPL	2
CO12	Cosmetology	DIPL	20
CJ71	Criminal Justice Fundamentals	TCC	39
CJ21	Criminal Justice Specialist	TCC	51
CJT2	Criminal Justice Technology	DIPL	16
CJT3	Criminal Justice Technology	AAS	14
DA12	Dental Assisting	DIPL	8
DH13	Dental Hygiene	AAS	16
DAM1	Design and Media Production Specialist	TCC	22
DAM3	Design and Media Production Technology	AAS	2
DEM2	Design and Media Production Technology	DIPL	2
DTM1	Diesel Truck Maintenance Technician	TCC	1
DA31	Drafters Assistant	TCC	5
DT13	Drafting Technology	AAS	2
MC51	Dual Enrollment CompTIA A+ Certified Preparation	TCC	20
EP12	EMS Professions	DIPL	2
EC31	Early Childhood Care and Education Basics	TCC	45
EC13	Early Childhood Care/Education	AAS	11
ECC2	Early Childhood Care/Education	DIPL	12
EC41	Early Childhood Exceptionalities	TCC	2
ECP1	Early Childhood Program Administration	TCC	4
EC21	Early College Essentials	TCC	45
EC23	Echocardiography	AAS	6
EC22	Electrical Control Systems	DIPL	7
EM81	Electrical Maintenance Technician	TCC	14
ET71	Electro-Mechanical Technician	TCC	4
ET81	Electrocardiography Technology	TCC	8
EF12	Electronics Fundamentals	DIPL	5
ET13	Electronics Technology	AAS	4
ET14	Electronics Technology	DIPL	5
EM13	Emergency Management	AAS	1
EB71	Emergency Medical Responder (EMR)	TCC	6
EMJ1	Emergency Medical Technician (EMT)	TCC	39
ET31	Engineering Technician	TCC	1
EN11	Entrepreneurship	TCC	2
FC61	Flux Cored Arc Welder	TCC	61
FPW1	Food Production Worker I	TCC	7
FF41	Foundations of Computer Programming	TCC	7
FC71	Framing Carpenter	TCC	3
GT41	GIS Technology	TCC	2
GM31	Gas Metal Arc Welder	TCC	125
GTA1	Gas Tungsten Arc Welder	TCC	42
GI13	Geographic Information Systems	AAS	2
GI12	Geographic Information Systems Technology	DIPL	1
GE12	Gerontology	DIPL	1
GE13	Gerontology	AAS	2
HD21	Hair Designer	TCC	19
HA21	Health Care Assistant	TCC	12
HD41	Help Desk Specialist	TCC	7

Major Code	Major Description	Level	Awards Conferred
HPC1	Hemodialysis Patient Care Specialist	TCC	20
HRO1	Hemodialysis Reuse or Reprocessing Technician	TCC	19
HT12	Hemodialysis Technologist	DIPL	18
HP31	Hospitality Operations Associate	TCC	2
HM12	Hotel/Restaurant/Tourism Management	DIPL	2
HM13	Hotel/Restaurant/Tourism Management	AAS	2
HRM1	Human Resource Management Specialist	TCC	27
IE41	Industrial Electrician	TCC	13
IF11	Industrial Fluid Power Technician	TCC	3
IMS2	Industrial Mechanical Systems	DIPL	1
IM41	Industrial Motor Control Technician	TCC	9
IS13	Industrial Systems Technology	AAS	4
IST4	Industrial Systems Technology	DIPL	6
IC31	Infant/Toddler Child Care Specialist	TCC	6
ITP3	Information Technology Professional	AAS	6
ITP4	Information Technology Professional	DIPL	1
IA13	Instrumentation and Controls Technician	AAS	2
IA31	Instrumentation and Controls Technician I	TCC	4
IT51	Introduction to Criminal Justice	TCC	47
ITW1	Introduction to Web Design	TCC	11
IC41	Inventory Control Technician	TCC	11
JP11	Java Programmer	TCC	3
LIF1	Legal Issues for Criminal Justice	TCC	7
DM12	Logistics Management	DIPL	7
DM23	Logistics Management	AAS	8
MRI1	Magnetic Resonance Imaging Specialist	TCC	6
MAL1	Management and Leadership Specialist	TCC	24
MM12	Marketing Management	DIPL	1
MM13	Marketing Management	AAS	4
MA22	Medical Assisting	DIPL	19
MA23	Medical Assisting	AAS	12
MAR1	Medical Assisting Receptionist	TCC	21
MB21	Medical Billing Clerk	TCC	11
MC41	Medical Coding	TCC	20
MF21	Medical Front Office Assistant	TCC	12
MLS1	Medical Language Specialist	TCC	1
MS61	Medical Skin Care Specialist	TCC	2
ME13	Metrology	AAS	2
ME21	Microsoft Excel Application Specialist	TCC	3
MS11	Microsoft Network Administrator	TCC	4
MF41	Microsoft Office Applications Professional	TCC	16
MWA1	Microsoft Word Application Professional	TCC	21
MW11	Microsoft Word Application Specialist	TCC	12
MG21	Motion Graphics Assistant	TCC	4
BES1	NCCER Basic Electrical Systems Technician	TCC	19
ES22	NCCER Electrical Systems Construction and Maintenance	DIPL	8
IE61	NCCER Intermediate Electrical Systems Technician	TCC	9
SE11	NCCER Specialty Electrical Services	TCC	8
NA21	Network Administrator	TCC	6

Major Code	Major Description	Level	Awards Conferred
NT41	Network Technician	TCC	19
NS13	Networking Specialist	AAS	6
NS14	Networking Specialist	DIPL	3
CN21	Nurse Aide	TCC	97
OA31	Office Accounting Specialist	TCC	20
OT13	Orthopedic Technology	AAS	15
PR21	PC Repair and Network Technician	TCC	21
PS13	Paralegal Studies	AAS	1
PT12	Paramedicine	DIPL	8
PT13	Paramedicine	AAS	4
PC21	Patient Care Assistant	TCC	1
PA61	Payroll Accounting Specialist	TCC	15
PA71	Pharmacist's Assistant	TCC	6
PT22	Pharmacy Technology	DIPL	4
PT21	Phlebotomy Technician	TCC	20
PW11	Pipe Welder	TCC	1
PT42	Polysomnography Technology	DIPL	6
PN12	Practical Nursing	DIPL	32
PEO1	Pre-hospital EMS Operations	TCC	11
PC51	Prep Cook	TCC	34
PC81	Programmable Control Technician I	TCC	5
PT81	Purchasing Technician	TCC	8
RT23	Radiologic Technology	AAS	20
RA21	Residential Air Conditioning Technician	TCC	7
STI1	Selected Topics in Criminal Justice	TCC	15
SSM1	Service Sector Management Specialist	TCC	10
ST11	Shampoo Technician	TCC	59
SB41	Small Business Management Specialist	TCC	10
SAF1	Sports and Fitness Management Specialist	TCC	3
ST12	Surgical Technology	DIPL	2
TPS1	Tax Preparation Specialist	TCC	13
TMS1	Technical Management Specialist	TCC	47
TC31	Technical Specialist	TCC	30
TS23	Technical Studies	AAS	93
VSM1	Vertical Shielded Metal Arc Welder Fabricator	TCC	22
WA21	Warehouse and Distribution Technician	TCC	6
IS53	Web Site Design/Development	AAS	2
IS64	Web Site Design/Development	DIPL	2
IS41	Web Site Designer	TCC	1
ISE1	Web Site Developer	TCC	1
WAJ2	Welding and Joining Technology	DIPL	9

Source: TCSG Data Center Report #TEC0109 as of 11/20/2019

Table 61: MILLEDGEVILLE CAMPUS Awards by Program AY2019

Major Code	Major Description	Level	Awards Conferred
AF53	AAS in Interdisciplinary Studies	AAS	1
AC12	Accounting	DIPL	1
AC13	Accounting	AAS	1
AF11	Administrative Office Specialist	TCC	2
AS21	Administrative Support Assistant	TCC	3
AC91	Advanced Comp TIA A+ Certified Technician Preparation	TCC	1
ACK1	Air Conditioning Electrical Technician	TCC	4
AZ31	Air Conditioning Technician Assistant	TCC	6
ACT2	Air Conditioning Technology	DIPL	4
AA61	Aircraft Assembly Technician	TCC	1
AN43	Associate of Science Degree in Nursing	ASN	1
AE41	Auto Electrical/Electronic Systems Technician	TCC	5
ASG1	Automotive Chassis Technician Specialist	TCC	3
AH21	Automotive Climate Control Technician	TCC	5
AE51	Automotive Engine Performance Technician	TCC	7
AE61	Automotive Engine Repair Technician	TCC	2
AF12	Automotive Fundamentals	DIPL	2
AA71	Automotive Transmission/Transaxle Tech Specialist	TCC	2
AM24	Aviation Maintenance Technician	TCC	1
AMT1	Aviation Maintenance Technician-Airframe	TCC	1
AM61	Aviation Maintenance Technician-Power Plant	TCC	1
BI31	Barber II	TCC	2
BA12	Barbering	DIPL	1
BA71	Barbering Assistant	TCC	3
BF41	Barbering Fundamentals	TCC	4
BF21	Barbering for Cosmetologists	TCC	1
FS31	Basic Shielded Metal Arc Welder	TCC	2
BA22	Business Technology	DIPL	5
BA23	Business Technology	AAS	4
CA61	CompTIA A+ Certified Preparation	TCC	4
CA71	CompTIA A+ Certified Technician Preparation	TCC	4
CH11	Computer Hardware Specialist	TCC	4
CP23	Computer Programming	AAS	1
CS23	Computer Support Specialist	AAS	1
CAY1	Computerized Accounting Specialist	TCC	4
CO12	Cosmetology	DIPL	15
CJ71	Criminal Justice Fundamentals	TCC	2
CJ21	Criminal Justice Specialist	TCC	3
CJT2	Criminal Justice Technology	DIPL	4
CJT3	Criminal Justice Technology	AAS	3
MC51	Dual Enrollment CompTIA A+ Certified Preparation	TCC	4
EC31	Early Childhood Care and Education Basics	TCC	10
EC13	Early Childhood Care/Education	AAS	3
ECC2	Early Childhood Care/Education	DIPL	4
EC21	Early College Essentials	TCC	3
EF12	Electronics Fundamentals	DIPL	2
FF41	Foundations of Computer Programming	TCC	1

Major Code	Major Description	Level	Awards Conferred
GTA1	Gas Tungsten Arc Welder	TCC	2
HD21	Hair Designer	TCC	13
HA21	Health Care Assistant	TCC	3
HD41	Help Desk Specialist	TCC	2
HM12	Hotel/Restaurant/Tourism Management	DIPL	1
HM13	Hotel/Restaurant/Tourism Management	AAS	1
IC31	Infant/Toddler Child Care Specialist	TCC	2
ITP4	Information Technology Professional	DIPL	1
IT51	Introduction to Criminal Justice	TCC	2
ITW1	Introduction to Web Design	TCC	1
JP11	Java Programmer	TCC	1
MA22	Medical Assisting	DIPL	4
MA23	Medical Assisting	AAS	2
MAR1	Medical Assisting Receptionist	TCC	7
MB21	Medical Billing Clerk	TCC	4
MC41	Medical Coding	TCC	2
MF21	Medical Front Office Assistant	TCC	5
MS61	Medical Skin Care Specialist	TCC	3
MF41	Microsoft Office Applications Professional	TCC	4
MWA1	Microsoft Word Application Professional	TCC	7
NA21	Network Administrator	TCC	1
NT41	Network Technician	TCC	5
NS13	Networking Specialist	AAS	2
CN21	Nurse Aide	TCC	5
OA31	Office Accounting Specialist	TCC	4
PR21	PC Repair and Network Technician	TCC	4
PC21	Patient Care Assistant	TCC	2
PA61	Payroll Accounting Specialist	TCC	2
PN12	Practical Nursing	DIPL	8
RA21	Residential Air Conditioning Technician	TCC	6
STI1	Selected Topics in Criminal Justice	TCC	3
ST11	Shampoo Technician	TCC	16
TPS1	Tax Preparation Specialist	TCC	2
TMS1	Technical Management Specialist	TCC	1
TC31	Technical Specialist	TCC	1
TS23	Technical Studies	AAS	12
VSM1	Vertical Shielded Metal Arc Welder Fabricator	TCC	1
WAJ2	Welding and Joining Technology	DIPL	2

Source: TCSG Data Center Report #TEC0109 as of 11/20/2019

Table 62: PEACH COUNTY WORKFORCE DEVELOPMENT CENTER Awards by Program AY2019

Major Code	Major Description	Level	Awards Conferred
CT61	Commercial Truck Driving	TCC	1
DT1	Diesel Truck Maintenance Technician	TCC	2

Source: TCSG Data Center Report #TEC0109 as of 11/20/2019

Table 63: PUTNAM COUNTY CENTER Awards by Program AY2019

Major Code	Major Description	Level	Awards Conferred
OSM1	Advanced Shielded Metal Arc Welder	TCC	4
BE41	Basic Electronic Assembler	TCC	1
FS31	Basic Shielded Metal Arc Welder	TCC	3
CT61	Commercial Truck Driving	TCC	1
CJ71	Criminal Justice Fundamentals	TCC	1
EC31	Early Childhood Care and Education Basics	TCC	4
EF12	Electronics Fundamentals	DIPL	1
GM31	Gas Metal Arc Welder	TCC	5
GTA1	Gas Tungsten Arc Welder	TCC	5
HA21	Health Care Assistant	TCC	1
CN21	Nurse Aide	TCC	1
VSM1	Vertical Shielded Metal Arc Welder Fabricator	TCC	3
WAJ2	Welding and Joining Technology	DIPL	3

Source: TCSG Data Center Report #TEC0109 as of 11/20/2019

Table 64: VECTR CENTER Awards by Program AY2019

Major Code	Major Description	Level	Awards Conferred
FS31	Basic Shielded Metal Arc Welder	TCC	1
CT61	Commercial Truck Driving	TCC	17

Source: TCSG Data Center Report #TEC0109 as of 11/20/2019

Table 65: WARNER ROBINS (MAIN) CAMPUS Awards by Program AY2019

Major Code	Major Description	Level	Awards Conferred
AF53	AAS in Interdisciplinary Studies	AAS	41
AC12	Accounting	DIPL	17
AC13	Accounting	AAS	17
AF11	Administrative Office Specialist	TCC	1
AS21	Administrative Support Assistant	TCC	39
AC51	Advanced CAD Technician	TCC	2
AB71	Advanced Carpentry	TCC	1
AC91	Advanced Comp TIA A+ Certified Technician Preparation	TCC	27
EMH1	Advanced Emergency Medical Technician (AEMT)	TCC	18
AL41	Advanced Legal Assistant	TCC	7
OSM1	Advanced Shielded Metal Arc Welder	TCC	12
ACK1	Air Conditioning Electrical Technician	TCC	22
AZ31	Air Conditioning Technician Assistant	TCC	28
ACT2	Air Conditioning Technology	DIPL	7
AA61	Aircraft Assembly Technician	TCC	52
AST2	Aircraft Structural Technology	DIPL	14
AH31	Animal Healthcare Assistant	TCC	32
AS33	Applied Technical Management	AAS	2
AN43	Associate of Science Degree in Nursing	ASN	23

Major Code	Major Description	Level	Awards Conferred
AAA1	Auditing and Assurances Specialist	TCC	5
ACR2	Auto Collision Repair	DIPL	1
AE41	Auto Electrical/Electronic Systems Technician	TCC	28
ALR1	Auto Maintenance and Light Repair Tech	TCC	10
ASG1	Automotive Chassis Technician Specialist	TCC	30
AH21	Automotive Climate Control Technician	TCC	14
AB51	Automotive Collision Repair Assistant I	TCC	1
AE51	Automotive Engine Performance Technician	TCC	14
AE61	Automotive Engine Repair Technician	TCC	29
AF12	Automotive Fundamentals	DIPL	21
AT14	Automotive Technology	DIPL	15
AA71	Automotive Transmission/Transaxle Tech Specialist	TCC	20
AM24	Aviation Maintenance Technician	TCC	34
AMT1	Aviation Maintenance Technician-Airframe	TCC	28
AM61	Aviation Maintenance Technician-Power Plant	TCC	35
AM34	Aviation Maintenance Technology	DIPL	5
AM43	Aviation Maintenance Technology	AAS	11
BAF2	Banking and Finance	DIPL	1
BAF3	Banking and Finance	AAS	2
BC71	Banking and Finance Specialist	TCC	5
BI31	Barber II	TCC	10
BA12	Barbering	DIPL	7
BA71	Barbering Assistant	TCC	27
BF41	Barbering Fundamentals	TCC	49
BF21	Barbering for Cosmetologists	TCC	4
BE41	Basic Electronic Assembler	TCC	34
BMO1	Basic Machining Operator	TCC	5
BM31	Basic Machinist	TCC	14
FS31	Basic Shielded Metal Arc Welder	TCC	33
BLA1	Biotechnology Laboratory Assistant	TCC	2
MD12	Business Management	DIPL	53
MD13	Business Management	AAS	39
BA22	Business Technology	DIPL	20
BA23	Business Technology	AAS	14
BA21	Business and Customer Service Technology	TCC	712
CS51	CNC Specialist	TCC	3
CT13	Cardiovascular Technology	AAS	2
CF21	Carpentry Fundamentals	TCC	1
CT31	Carpentry Technology	TCC	1
CSB1	Central Sterile Supply Processing Technician	TCC	1
CS91	Central Sterile Supply Processing Technician - Adv	TCC	2
CN71	Cisco Network Specialist	TCC	12
CLT3	Clinical Laboratory Technology	AAS	2
CT61	Commercial Truck Driving	TCC	70
CA61	CompTIA A+ Certified Preparation	TCC	48
CA71	CompTIA A+ Certified Technician Preparation	TCC	42
CH11	Computer Hardware Specialist	TCC	41
CP23	Computer Programming	AAS	4
CP24	Computer Programming	DIPL	1

Major Code	Major Description	Level	Awards Conferred
CS14	Computer Support Specialist	DIPL	3
CS23	Computer Support Specialist	AAS	3
CAY1	Computerized Accounting Specialist	TCC	15
CMT3	Construction Management Technology	AAS	1
CO12	Cosmetology	DIPL	26
CI21	Cosmetology Instructor Training	TCC	1
CZ31	Crime Scene Fundamentals	TCC	14
CJ71	Criminal Justice Fundamentals	TCC	64
CJ21	Criminal Justice Specialist	TCC	61
CJT2	Criminal Justice Technology	DIPL	20
CJT3	Criminal Justice Technology	AAS	14
DA12	Dental Assisting	DIPL	2
DH13	Dental Hygiene	AAS	16
DAM1	Design and Media Production Specialist	TCC	37
DAM3	Design and Media Production Technology	AAS	1
DEM2	Design and Media Production Technology	DIPL	1
DTM1	Diesel Truck Maintenance Technician	TCC	5
DA31	Drafters Assistant	TCC	1
MC51	Dual Enrollment CompTIA A+ Certified Preparation	TCC	26
EP12	EMS Professions	DIPL	6
EC31	Early Childhood Care and Education Basics	TCC	65
EC13	Early Childhood Care/Education	AAS	26
ECC2	Early Childhood Care/Education	DIPL	24
EC41	Early Childhood Exceptionalities	TCC	2
ECP1	Early Childhood Program Administration	TCC	6
EC21	Early College Essentials	TCC	40
EC23	Echocardiography	AAS	3
EC22	Electrical Control Systems	DIPL	1
EM81	Electrical Maintenance Technician	TCC	18
ET81	Electrocardiography Technology	TCC	4
EF12	Electronics Fundamentals	DIPL	10
ET13	Electronics Technology	AAS	11
ET14	Electronics Technology	DIPL	5
EB71	Emergency Medical Responder (EMR)	TCC	29
EMJ1	Emergency Medical Technician (EMT)	TCC	27
ET31	Engineering Technician	TCC	2
ET33	Engineering Technology	AAS	1
EBT1	Engineering Technology Basics	TCC	6
FC61	Flux Cored Arc Welder	TCC	13
FF41	Foundations of Computer Programming	TCC	14
GM31	Gas Metal Arc Welder	TCC	45
GTA1	Gas Tungsten Arc Welder	TCC	23
HD21	Hair Designer	TCC	30
HA21	Health Care Assistant	TCC	13
HS21	Health Care Science	TCC	1
HD41	Help Desk Specialist	TCC	23
HPC1	Hemodialysis Patient Care Specialist	TCC	11
HRO1	Hemodialysis Reuse or Reprocessing Technician	TCC	12
HT12	Hemodialysis Technologist	DIPL	11

Major Code	Major Description	Level	Awards Conferred
HP31	Hospitality Operations Associate	TCC	3
HRM1	Human Resource Management Specialist	TCC	39
IE41	Industrial Electrician	TCC	20
IF11	Industrial Fluid Power Technician	TCC	22
IM41	Industrial Motor Control Technician	TCC	14
IS13	Industrial Systems Technology	AAS	7
IST4	Industrial Systems Technology	DIPL	4
IC31	Infant/Toddler Child Care Specialist	TCC	9
ITP3	Information Technology Professional	AAS	15
ITP4	Information Technology Professional	DIPL	8
IA31	Instrumentation and Controls Technician I	TCC	3
IT51	Introduction to Criminal Justice	TCC	68
IT61	Introduction to Motor Controls	TCC	3
ITW1	Introduction to Web Design	TCC	9
IC41	Inventory Control Technician	TCC	9
JP11	Java Programmer	TCC	6
LP11	Lathe Operator	TCC	9
LIF1	Legal Issues for Criminal Justice	TCC	1
DM12	Logistics Management	DIPL	2
DM23	Logistics Management	AAS	3
MTT2	Machine Tool Technology	DIPL	10
MAL1	Management and Leadership Specialist	TCC	36
MM12	Marketing Management	DIPL	1
MM13	Marketing Management	AAS	2
MA22	Medical Assisting	DIPL	11
MA23	Medical Assisting	AAS	4
MAR1	Medical Assisting Receptionist	TCC	15
MB21	Medical Billing Clerk	TCC	19
MC41	Medical Coding	TCC	20
MF21	Medical Front Office Assistant	TCC	16
ME21	Microsoft Excel Application Specialist	TCC	6
MS11	Microsoft Network Administrator	TCC	3
MF41	Microsoft Office Applications Professional	TCC	16
MWA1	Microsoft Word Application Professional	TCC	33
MW11	Microsoft Word Application Specialist	TCC	2
MP11	Mill Operator	TCC	8
MG21	Motion Graphics Assistant	TCC	3
IE61	NCCER Intermediate Electrical Systems Technician	TCC	3
SE11	NCCER Specialty Electrical Services	TCC	1
NA21	Network Administrator	TCC	11
NT41	Network Technician	TCC	44
NS13	Networking Specialist	AAS	8
NS14	Networking Specialist	DIPL	3
CN21	Nurse Aide	TCC	41
OA31	Office Accounting Specialist	TCC	17
PR21	PC Repair and Network Technician	TCC	39
PS13	Paralegal Studies	AAS	4
PT13	Paramedicine	AAS	1
PC21	Patient Care Assistant	TCC	1

Major Code	Major Description	Level	Awards Conferred
PA61	Payroll Accounting Specialist	TCC	18
PA71	Pharmacist's Assistant	TCC	1
PT22	Pharmacy Technology	DIPL	1
PT21	Phlebotomy Technician	TCC	14
PT42	Polysomnography Technology	DIPL	2
PN12	Practical Nursing	DIPL	41
PEO1	Pre-hospital EMS Operations	TCC	18
PC51	Prep Cook	TCC	55
PC81	Programmable Control Technician I	TCC	15
PT81	Purchasing Technician	TCC	5
RT23	Radiologic Technology	AAS	12
RA21	Residential Air Conditioning Technician	TCC	20
RP11	Residential/Commercial Plumbing Technician	TCC	27
ST11	Selected Topics in Criminal Justice	TCC	9
SSM1	Service Sector Management Specialist	TCC	8
ST11	Shampoo Technician	TCC	51
SB41	Small Business Management Specialist	TCC	12
SAF1	Sports and Fitness Management Specialist	TCC	1
ST12	Surgical Technology	DIPL	12
TPS1	Tax Preparation Specialist	TCC	12
TMS1	Technical Management Specialist	TCC	50
TC31	Technical Specialist	TCC	27
TS23	Technical Studies	AAS	100
VSM1	Vertical Shielded Metal Arc Welder Fabricator	TCC	15
WA21	Warehouse and Distribution Technician	TCC	5
IS53	Web Site Design/Development	AAS	2
IS41	Web Site Designer	TCC	6
ISE1	Web Site Developer	TCC	4
WAJ2	Welding and Joining Technology	DIPL	6

Source: TCSG Data Center Report #TEC0109 as of 11/20/2019

Programs Approved by TCSG

Table 66: CGTC Programs Approved by the Technical College System of Georgia

Major Code	Major Description	CIP Code	Start Term	Award Level
AA61	Aircraft Assembly Technician	470607	201212	TCC
AA71	Automotive Transmission/Transaxle Tech Specialist	470604	201314	TCC
AAA1	Auditing and Assurances Specialist	520302	201212	TCC
AB11	Advanced Business and Customer Service Technology	520411	201814	TCC
AB51	Automotive Collision Repair Assistant I	470603	201212	TCC
AB71	Advanced Carpentry	460201	201812	TCC
AB73	A. S. - General Studies	240199	202012	Degree
AC12	Accounting	520302	201212	Diploma
AC13	Accounting	520302	201212	Degree
AC31	Acute Care Nurse Aide	513902	201214	TCC
AC51	Advanced CAD Technician	151302	201212	TCC
AC91	Advanced Comp TIA A+ Certified Technician Preparation	470104	201212	TCC
ACK1	Air Conditioning Electrical Technician	470201	201212	TCC
ACR2	Auto Collision Repair	470603	201212	Diploma
ACT2	Air Conditioning Technology	470201	201212	Diploma
AE21	Alternative Energy Fundamentals	150503	201614	TCC
AE41	Auto Electrical/Electronic Systems Technician	470604	201212	TCC
AE51	Automotive Engine Performance Technician	470604	201212	TCC
AE61	Automotive Engine Repair Technician	470604	201214	TCC
AF11	Administrative Office Specialist	520407	201212	TCC
AF12	Automotive Fundamentals	470604	201212	Diploma
AF53	AAS in Interdisciplinary Studies	419999	201714	Degree
AH21	Automotive Climate Control Technician	470604	201212	TCC
AH31	Animal Healthcare Assistant	510808	201212	TCC
AL41	Advanced Legal Assistant	220302	201212	TCC
ALR1	Auto Maintenance and Light Repair Tech	470604	201512	TCC
AM13	Advanced Medical Imaging	510911	201212	Degree
AM24	Aviation Maintenance Technician	470608	201212	TCC
AM34	Aviation Maintenance Technology	470608	201212	Diploma
AM43	Aviation Maintenance Technology	470608	201212	Degree
AM61	Aviation Maintenance Technician-Power Plant	470608	201214	TCC
AMT1	Aviation Maintenance Technician-Airframe	470607	201212	TCC
AN43	Associate of Science Degree in Nursing	513801	201712	Degree
AS21	Administrative Support Assistant	520408	201212	TCC
AS33	Applied Technical Management	479999	201212	Degree
ASG1	Automotive Chassis Technician Specialist	470604	201212	TCC
AST2	Aircraft Structural Technology	470607	201212	Diploma
AT14	Automotive Technology	470604	201212	Diploma
AZ31	Air Conditioning Technician Assistant	470201	201212	TCC
BA12	Barbering	120402	201212	Diploma
BA21	Business and Customer Service Technology	520411	201212	TCC
BA22	Business Technology	520401	201212	Diploma
BA23	Business Technology	520401	201212	Degree
BA71	Barbering Assistant	120402	201412	TCC
BAF2	Banking and Finance	520803	201212	Diploma
BAF3	Banking and Finance	520803	201212	Degree

Major Code	Major Description	CIP Code	Start Term	Award Level
BC71	Banking and Finance Specialist	520803	201814	TCC
BE41	Basic Electronic Assembler	470101	201212	TCC
BES1	NCCER Basic Electrical Systems Technician	460302	201612	TCC
BF21	Barbering for Cosmetologists	120402	201212	TCC
BF41	Barbering Fundamentals	120402	201814	TCC
BI11	Barbering Instructor Training	120413	201212	TCC
BI23	Biotechnology	410101	201212	Degree
BI31	Barber II	120402	201812	TCC
BLA1	Biotechnology Laboratory Assistant	410101	201512	TCC
BM31	Basic Machinist	480503	201312	TCC
BMO1	Basic Machining Operator	480503	201312	TCC
CA11	Cabinetmaking Assembly Technician	480703	201212	TCC
CA12	Cabinetmaking	480703	201212	Diploma
CA13	Cabinetmaking	480703	201212	Degree
CA22	Carpentry	460201	201212	Diploma
CA23	Carpentry	460201	201212	Degree
CA61	CompTIA A+ Certified Preparation	470104	201212	TCC
CA71	CompTIA A+ Certified Technician Preparation	470104	201212	TCC
CAY1	Computerized Accounting Specialist	520302	201212	TCC
CCW1	Certified Construction Worker	460201	201212	TCC
CD71	Cisco CCNP Specialist	111001	201212	TCC
CEC1	Commercial Electrical Construction Technician	460302	202014	TCC
CF21	Carpentry Fundamentals	460201	201812	TCC
CGL1	Cosmetology for Licensure	120401	201914	TCC
CH11	Computer Hardware Specialist	470104	201212	TCC
CI21	Cosmetology Instructor Training	120413	201212	TCC
CJ21	Criminal Justice Specialist	430104	201212	TCC
CJ71	Criminal Justice Fundamentals	430104	201212	TCC
CJT2	Criminal Justice Technology	430104	201212	Diploma
CJT3	Criminal Justice Technology	430104	201212	Degree
CLT3	Clinical Laboratory Technology	511004	201212	Degree
CM12	Construction Management	522001	201212	Diploma
CM13	Construction Management	522001	201212	Degree
CM22	Construction Management Technology	522001	201812	Diploma
CM51	Certified Manufacturing Specialist	150613	201912	TCC
CMT3	Construction Management Technology	522001	201812	Degree
CN21	Nurse Aide	513902	201212	TCC
CN71	Cisco Network Specialist	111001	201212	TCC
CNB1	Culinary Nutrition Assistant	120505	201812	TCC
CO12	Cosmetology	120401	201212	Diploma
CP23	Computer Programming	110201	201212	Degree
CP24	Computer Programming	110201	201212	Diploma
CP41	CAD Operator	151302	201212	TCC
CR21	Court Reporter	220399	201812	TCC
CS14	Computer Support Specialist	110301	201212	Diploma
CS23	Computer Support Specialist	110301	201212	Degree
CS51	CNC Specialist	480503	201212	TCC
CS91	Central Sterile Supply Processing Technician - Adv	510909	201416	TCC
CSB1	Central Sterile Supply Processing Technician	510909	201212	TCC
CSQ1	Commercial Straight Truck and Passenger Driving	490205	201616	TCC
CT13	Cardiovascular Technology	510901	201212	Degree
CT22	Carpentry Technology	460201	201712	Diploma
CT31	Carpentry Technology	460201	201812	TCC
CT33	Carpentry Technology	460201	201712	Degree
CT41	Calibration Technician	150404	201212	TCC

Major Code	Major Description	CIP Code	Start Term	Award Level
CT61	Commercial Truck Driving	490205	201212	TCC
CT91	Computed Tomography Specialist	510911	201212	TCC
CW11	Certified Warehousing and Distribution Spec	520203	201912	TCC
CZ31	Crime Scene Fundamentals	430107	201214	TCC
DA12	Dental Assisting	510601	201214	Diploma
DA31	Drafters Assistant	151301	201312	TCC
DAM1	Design and Media Production Specialist	500401	201212	TCC
DAM3	Design and Media Production Technology	500401	201212	Degree
DE11	Diesel Electrical/Electronic Systems Technician	470605	201916	TCC
DEM2	Design and Media Production Technology	500401	201212	Diploma
DH13	Dental Hygiene	510602	201212	Degree
DM12	Logistics Management	520203	201212	Diploma
DM23	Logistics Management	520203	201212	Degree
DT12	Drafting Technology	151301	201212	Diploma
DT13	Drafting Technology	151301	201212	Degree
DTM1	Diesel Truck Maintenance Technician	470613	201512	TCC
EB71	Emergency Medical Responder (EMR)	510904	201512	TCC
EBT1	Engineering Technology Basics	150303	201512	TCC
EC13	Early Childhood Care/Education	131210	201212	Degree
EC21	Early College Essentials	240199	201616	TCC
EC22	Electrical Control Systems	470303	201212	Diploma
EC23	Echocardiography	510910	201512	Degree
EC31	Early Childhood Care and Education Basics	190709	201212	TCC
EC41	Early Childhood Exceptionalities	131501	201212	TCC
ECC2	Early Childhood Care/Education	131210	201212	Diploma
ECP1	Early Childhood Program Administration	190708	201212	TCC
EF12	Electronics Fundamentals	470101	201212	Diploma
EH11	Environmental Horticulture Technician	010601	201612	TCC
EM12	Emergency Management	430302	201212	Diploma
EM13	Emergency Management	430302	201212	Degree
EM81	Electrical Maintenance Technician	470303	201212	TCC
EM91	Electronic Metrology Technician	150404	201212	TCC
EMH1	Advanced Emergency Medical Technician (AEMT)	510904	201212	TCC
EMJ1	Emergency Medical Technician (EMT)	510904	201312	TCC
EN11	Entrepreneurship	520701	201212	TCC
EP12	EMS Professions	510904	201316	Diploma
ES12	Electrical Systems Technology	460302	201212	Diploma
ES22	NCCER Electrical Systems Construction and Maintenance	460302	201612	Diploma
ET13	Electronics Technology	470101	201212	Degree
ET14	Electronics Technology	470101	201212	Diploma
ET31	Engineering Technician	159999	201612	TCC
ET33	Engineering Technology	159999	201512	Degree
ET71	Electro-Mechanical Technician	470303	201412	TCC
ET81	Electrocardiography Technology	510902	201212	TCC
FC61	Flux Cored Arc Welder	480508	201912	TCC
FC71	Framing Carpenter	460201	201212	TCC
FF41	Foundations of Computer Programming	110202	201512	TCC
FPW1	Food Production Worker I	120505	201812	TCC
FS31	Basic Shielded Metal Arc Welder	480508	201212	TCC
GE12	Gerontology	190702	201212	Diploma
GE13	Gerontology	190702	201212	Degree
G112	Geographic Information Systems Technology	450702	201212	Diploma
G113	Geographic Information Systems	450702	201212	Degree
GM31	Gas Metal Arc Welder	480508	201212	TCC

Major Code	Major Description	CIP Code	Start Term	Award Level
GT41	GIS Technology	450702	201212	TCC
GTA1	Gas Tungsten Arc Welder	480508	201212	TCC
HA21	Health Care Assistant	510899	201212	TCC
HD21	Hair Designer	120401	201612	TCC
HD41	Help Desk Specialist	470104	201512	TCC
HM12	Hotel/Restaurant/Tourism Management	520901	201212	Diploma
HM13	Hotel/Restaurant/Tourism Management	520901	201212	Degree
HP31	Hospitality Operations Associate	520901	201614	TCC
HPC1	Hemodialysis Patient Care Specialist	511011	201212	TCC
HRM1	Human Resource Management Specialist	521001	201212	TCC
HRO1	Hemodialysis Reuse or Reprocessing Technician	511011	201314	TCC
HT12	Hemodialysis Technologist	511011	201316	Diploma
IA00	Institutionally Accepted	888888	199901	
IA13	Instrumentation and Controls Technician	150404	201212	Degree
IA31	Instrumentation and Controls Technician I	150404	201612	TCC
IC31	Infant/Toddler Child Care Specialist	190709	201212	TCC
IC41	Inventory Control Technician	520203	201212	TCC
IE41	Industrial Electrician	470303	201212	TCC
IE61	NCCER Intermediate Electrical Systems Technician	460302	201612	TCC
IF11	Industrial Fluid Power Technician	470303	201212	TCC
IM11	Industrial Maintenance Assistant	470303	201914	TCC
IM41	Industrial Motor Control Technician	470303	201212	TCC
IMS2	Industrial Mechanical Systems	470303	201212	Diploma
IS13	Industrial Systems Technology	470303	201212	Degree
IS41	Web Site Designer	110801	201416	TCC
IS53	Web Site Design/Development	110801	201212	Degree
IS64	Web Site Design/Development	110801	201212	Diploma
ISE1	Web Site Developer	110801	201212	TCC
IST4	Industrial Systems Technology	470303	201212	Diploma
IT51	Introduction to Criminal Justice	430104	201214	TCC
IT61	Introduction to Motor Controls	470303	201912	TCC
ITP3	Information Technology Professional	111005	201212	Degree
ITP4	Information Technology Professional	111005	201212	Diploma
ITW1	Introduction to Web Design	110801	201814	TCC
JP11	Java Programmer	110202	201314	TCC
LA11	Legal Administrative Assistant	220301	201212	TCC
LBT1	Literary Braille Transcriber	231303	201814	TCC
LIF1	Legal Issues for Criminal Justice	430104	201612	TCC
LP11	Lathe Operator	480503	201312	TCC
MA22	Medical Assisting	510801	201212	Diploma
MA23	Medical Assisting	510801	201212	Degree
MAL1	Management and Leadership Specialist	520201	201212	TCC
MAR1	Medical Assisting Receptionist	510712	201812	TCC
MB21	Medical Billing Clerk	510714	201212	TCC
MB31	Dual Enrollment Basic Shielded Arc Welder	480508	201612	TCC
MC41	Medical Coding	510713	201212	TCC
MC51	Dual Enrollment CompTIA A+ Certified Preparation	470104	201612	TCC
MD12	Business Management	520201	201212	Diploma
MD13	Business Management	520201	201212	Degree
ME13	Metrology	150404	201212	Degree
ME21	Microsoft Excel Application Specialist	110301	201314	TCC
ME24	Metrology	150404	201212	Diploma
MF21	Medical Front Office Assistant	510710	201212	TCC
MF41	Microsoft Office Applications Professional	110301	201212	TCC
MF61	MOWR Flux Cored Arc Welder	480508	190012	TCC

Major Code	Major Description	CIP Code	Start Term	Award Level
MG21	Motion Graphics Assistant	500401	201212	TCC
MGM1	Dual Enrollment Gas Metal Arc Welder	480508	201612	TCC
MGT1	Dual Enrollment Gas Tungsten Arc Welder	480508	201612	TCC
MLS1	Medical Language Specialist	510708	201212	TCC
MM12	Marketing Management	521401	201212	Diploma
MM13	Marketing Management	521401	201212	Degree
MM31	Mechanical Maintenance Technician	470303	201212	TCC
MO21	Dual Enrollment Advanced Comp TIA A+ Certified Technician	470104	201614	TCC
MP11	Mill Operator	480503	201312	TCC
MRI1	Magnetic Resonance Imaging Specialist	510920	201212	TCC
MS11	Microsoft Network Administrator	111001	201212	TCC
MS61	Medical Skin Care Specialist	510711	201212	TCC
MTT2	Machine Tool Technology	480503	201212	Diploma
MW11	Microsoft Word Application Specialist	110301	201212	TCC
MWA1	Microsoft Word Application Professional	110601	201316	TCC
NA21	Network Administrator	111001	201314	TCC
NAE1	Nurse Aide Essentials	513902	202012	TCC
NS13	Networking Specialist	111001	201212	Degree
NS14	Networking Specialist	111001	201212	Diploma
NT41	Network Technician	111001	201412	TCC
OA31	Office Accounting Specialist	520302	201212	TCC
OSM1	Advanced Shielded Metal Arc Welder	480508	201212	TCC
OT13	Orthopedic Technology	512399	201212	Degree
PA61	Payroll Accounting Specialist	520302	201212	TCC
PA71	Pharmacist's Assistant	510805	201612	TCC
PB71	Pharmacy Assistant	510805	201212	TCC
PC21	Patient Care Assistant	513902	201212	TCC
PC51	Prep Cook	120505	201212	TCC
PC81	Programmable Control Technician I	470303	201212	TCC
PCF1	Public/Private Crisis Manager	430302	201212	TCC
PEO1	Pre-hospital EMS Operations	510904	201616	TCC
PM31	Physical Metrology Technician	150404	201212	TCC
PN12	Practical Nursing	513901	201212	Diploma
PR21	PC Repair and Network Technician	470104	201212	TCC
PS12	Paralegal Studies	220302	201212	Diploma
PS13	Paralegal Studies	220302	201212	Degree
PT12	Paramedicine	510904	201212	Diploma
PT13	Paramedicine	510904	201212	Degree
PT21	Phlebotomy Technician	511009	201212	TCC
PT22	Pharmacy Technology	510805	201212	Diploma
PT42	Polysomnography Technology	510917	201212	Diploma
PT81	Purchasing Technician	520203	201212	TCC
PTA3	Physical Therapist Assistant	510806	201814	Degree
PW11	Pipe Welder	480508	201212	TCC
RA12	Sports and Fitness Management	310101	201814	Diploma
RA13	Sports and Fitness Management	310101	201814	Degree
RA21	Residential Air Conditioning Technician	470201	201212	TCC
RP11	Residential/Commercial Plumbing Technician	460503	201212	TCC
RT23	Radiologic Technology	510911	201212	Degree
RW41	Residential/Industrial Wiring	460302	201212	TCC
RW61	Residential Wiring Technician	460302	201212	TCC
SAF1	Sports and Fitness Management Specialist	310101	201814	TCC
SB41	Small Business Management Specialist	520201	201416	TCC
SE11	NCCER Specialty Electrical Services	460302	201612	TCC

Major Code	Major Description	CIP Code	Start Term	Award Level
SP00	Special Admit	888888	200501	
SS21	Sustainable Small Farm and Agriculture Technician	010401	202012	TCC
SSM1	Service Sector Management Specialist	520201	201212	TCC
ST11	Shampoo Technician	120401	201212	TCC
ST12	Surgical Technology	510909	201212	Diploma
ST13	Surgical Technology	510909	202012	Degree
STI1	Selected Topics in Criminal Justice	430104	201612	TCC
TC31	Technical Specialist	231303	201212	TCC
TMS1	Technical Management Specialist	520201	201212	TCC
TPS1	Tax Preparation Specialist	520302	201212	TCC
TR00	Transient	888888	200501	
TS23	Technical Studies	479999	201212	Degree
VSM1	Vertical Shielded Metal Arc Welder Fabricator	480508	201212	TCC
WA21	Warehouse and Distribution Technician	520203	201212	TCC
WAJ2	Welding and Joining Technology	480508	201212	Diploma

Source: TCSG Data Center; Report #AP0002 as of 11/20/2019

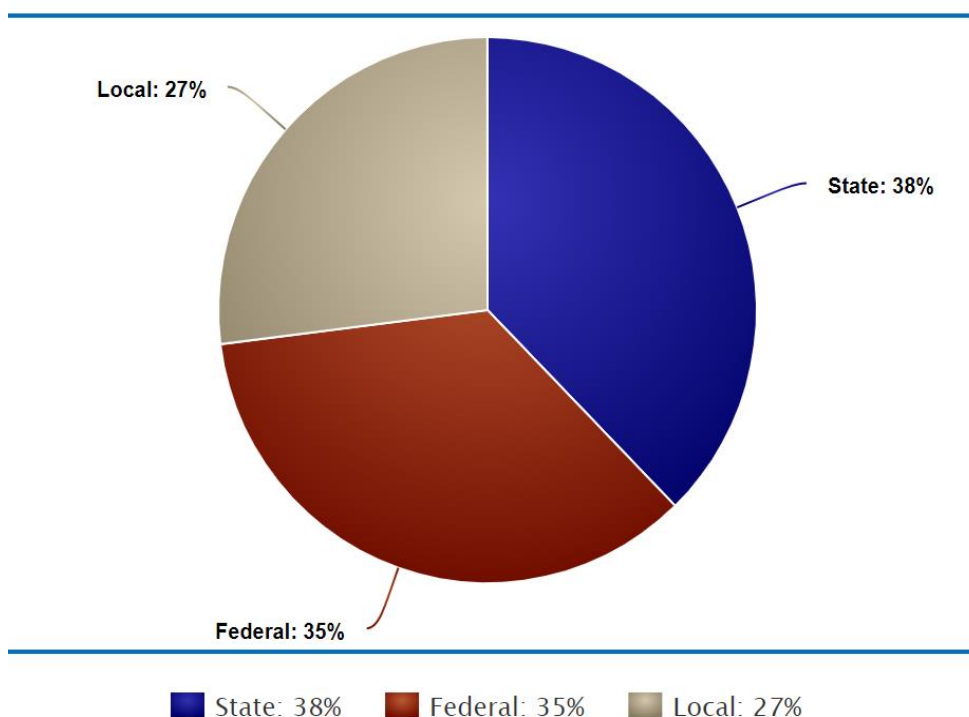
CGTC Budget Overview

Table 67: CGTC Budget Overview

	<u>2017</u>	<u>2018</u>	<u>2019</u>
COLLEGE ASSETS	\$86,626,064	\$97,720,936	\$95,104,526
STATE REVENUE	\$22,203,123	\$27,611,610	\$25,317,400
FEDERAL REVENUE	\$18,156,228	\$23,908,812	\$23,666,833
LOCAL REVENUE	\$15,186,750	\$15,505,805	\$18,106,737
TOTAL REVENUE	\$55,546,101	\$67,026,227	\$67,090,970
SALARIES	\$28,648,771	\$30,246,741	\$30,503,869
EMPLOYEE BENEFITS	\$13,736,581	\$12,491,075	\$14,428,893

Through the management and operation of accounting, payroll and benefits, inventory and assets, facilities and other human resource functions, CGTC continues to maximize revenues to ensure the community receives the best education services possible.

FY2019 Revenue



CGTC Grant Awards

Table 68: Grant Awards FY2019

Name of Grant (listed in alphabetical order)	Funding Source
American Apprenticeship Initiative	Department of Labor -TCSG
BB&T Workforce Investment Program	BB&T Foundation
Childcare Access Means Parents In School (CCAMPIS)	Department of Education
Commercial Motor Vehicle Operator Safety Training (CMVOST) Grant	Department of Transportation
Community Development Block Grant	Macon-Bibb County
Distance Learning & Telemedicine	Department of Agriculture
Each One, Reach One	Knight Foundation
GEAR UP Georgia	Department of Education - TCSG
Aerospace Program Expansion	Peyton Anderson Foundation
SNAP Works	Division of Family and Children Service - TCSG
Susan Harwood Capacity Building	Department of Labor
Two Generation Innovation Grant	Georgia Department of Early Care and Learning
VECTR - Training Center	Arthur M. Blank Family Foundation
VECTR - Veteran Support Services	Simmons Family; Carl Swearingen
VECTR - Veteran Support Services	Northrup Grumman Community Grant
VECTR - Veteran Support Services	Publix Super Markets, Inc.
VECTR - Veteran Support Services	United Way
Veterans Business Outreach Center (VBOC)	Small Business Administration



Table 69: U.S. Census Bureau State and County Quick Facts (CGTC Service Delivery Area)

U.S. Census Bureau State and County Quick Facts	State of Georgia	Baldwin County	Bibb County	Crawford County	Dooly County	Houston County	Jones County	Monroe County	Peach County	Pulaski County	Putnam County	Twiggs County
Population estimates, July 1, 2017, (V2017)	10,429,379	44,906	152,862	12,295	13,737	153,479	28,470	27,113	27,099	11,201	21,730	8,174
Population estimates base, April 1, 2010, (V2017)	9,688,690	45,840	155,806	12,630	14,913	139,909	28,669	26,159	27,695	12,001	21,218	9,022
Population, percent change - April 1, 2010 (estimates base) to July 1, 2017, (V2017)	7.60%	-2.00%	-1.90%	-2.70%	-7.90%	9.70%	-0.70%	3.60%	-2.20%	-6.70%	2.40%	-9.40%
Population, Census, April 1, 2010	9,687,653	45,720	155,547	12,630	14,918	139,900	28,669	26,424	27,695	12,010	21,218	9,023
Persons under 5 years, percent	6.30%	5.00%	6.80%	4.90%	3.90%	6.70%	5.20%	5.00%	5.70%	3.90%	5.30%	5.20%
Persons under 18 years, percent	24.10%	19.20%	24.70%	20.90%	17.90%	25.70%	23.30%	20.80%	21.40%	18.50%	20.50%	19.30%
Persons 65 years and over, percent	13.50%	15.60%	15.30%	18.20%	19.10%	12.40%	17.20%	17.90%	15.60%	21.50%	23.20%	22.00%
Female persons, percent	51.30%	49.40%	53.10%	49.80%	46.00%	51.50%	51.60%	50.30%	51.80%	57.00%	51.30%	50.80%
White alone, percent	60.80%	54.00%	40.70%	76.20%	48.10%	61.70%	72.60%	74.20%	52.30%	64.90%	70.70%	56.30%
Black or African American alone, percent	32.20%	42.60%	55.30%	20.60%	49.80%	31.70%	25.00%	23.00%	44.10%	32.20%	26.80%	41.40%
American Indian and Alaska Native alone, percent	0.50%	0.30%	0.30%	0.70%	0.30%	0.50%	0.30%	0.40%	0.50%	0.40%	0.50%	0.40%
Asian alone, percent	4.20%	1.70%	2.20%	1.20%	0.80%	3.10%	0.60%	0.90%	1.10%	1.00%	0.60%	0.40%
Native Hawaiian and Other Pacific Islander alone, percent	0.10%	0.10%	0.10%	0.10%	0.10%	0.20%	No data	No data	0.10%	0.10%	0.30%	No data
Two or More Races, percent	2.10%	1.30%	1.50%	1.30%	1.00%	2.90%	1.40%	1.40%	1.90%	1.40%	1.20%	1.60%
Hispanic or Latino, percent	9.60%	2.30%	3.30%	3.20%	7.30%	6.70%	1.70%	2.40%	8.00%	3.50%	6.70%	2.60%
White alone, not Hispanic or Latino, percent	52.80%	52.40%	38.30%	73.60%	42.40%	56.40%	71.20%	72.40%	45.40%	62.00%	65.20%	54.60%
Veterans, 2013-2017	646,350	2,652	9,479	922	1,109	17,516	2,194	1,942	2,184	704	1,733	515
Foreign born persons, percent, 2013-2017	10.00%	2.40%	3.50%	2.00%	3.90%	5.60%	0.90%	2.60%	5.20%	1.70%	6.20%	1.20%
Housing units, July 1, 2017, (V2017)	4,282,106	20,567	70,124	5,372	64,300	64,100	11,840	11,119	11,571	5,166	13,114	4,237
Median value of owner-occupied housing units, 2013-2017	\$158,400	\$108,800	\$117,300	\$93,300	\$83,200	\$135,800	\$124,800	\$159,900	\$126,000	\$111,100	\$168,700	\$57,000
Median selected monthly owner costs -with a mortgage, 2013-2017	\$1,351	\$1,190	\$1,180	\$1,061	\$971	\$1,217	\$1,260	\$1,235	\$1,203	\$1,089	\$1,147	\$1,049
Median selected monthly owner costs -without a mortgage, 2013-2017	\$402	\$380	\$410	\$387	\$384	\$381	\$401	\$388	\$424	\$364	\$402	\$344
Median gross rent, 2013-2017	\$927	\$687	\$774	\$706	\$509	\$882	\$803	\$692	\$715	\$661	\$693	\$537
Building permits, 2017	51,240	79	103	20	No data	1,135	51	129	51	10	158	17
Households, 2013-2017	3,663,104	16,330	57,319	4,715	5,171	55,200	10,472	9,590	10,113	3,893	8,662	2,943

U.S. Census Bureau State and County Quick Facts	State of Georgia	Baldwin County	Bibb County	Crawford County	Dooly County	Houston County	Jones County	Monroe County	Peach County	Pulaski County	Putnam County	Twiggs County
Persons per household, 2013-2017	2.71	2.54	2.57	2.59	2.37	2.69	2.7	2.67	2.46	2.53	2.45	2.8
Language other than English spoken at home, % of persons age 5 years+, 2013-2017	13.90%	3.70%	4.70%	2.10%	6.60%	9.00%	1.30%	4.40%	9.70%	2.30%	8.10%	1.60%
Households with a computer, %, 2013-2017	87.00%	78.30%	81.20%	82.10%	68.50%	86.60%	85.50%	84.00%	81.40%	73.20%	89.00%	61.30%
Households with a broadband Internet subscription, %, 2013-2017	76.80%	67.80%	67.70%	64.80%	53.70%	76.90%	77.70%	70.10%	72.20%	58.80%	75.90%	48.50%
High school graduate or higher, % of persons age 25 years+, 2013-2017	86.30%	82.00%	85.10%	84.40%	73.00%	90.70%	88.30%	84.20%	85.80%	80.10%	85.90%	68.60%
Bachelor's degree or higher, % of persons age 25 years+, 2013-2017	29.90%	19.40%	25.40%	13.20%	9.90%	25.40%	20.70%	22.70%	20.30%	12.60%	21.40%	9.20%
With a disability, under age 65 years, %, 2013- 2017	8.80%	10.90%	11.20%	11.00%	12.70%	8.90%	10.50%	10.40%	11.60%	14.40%	10.20%	14.50%
In civilian labor force, total, % of population age 16 years+, 2013-2017	62.40%	51.40%	56.30%	52.40%	46.50%	61.90%	59.30%	55.30%	56.60%	40.70%	55.60%	40.20%
In civilian labor force, female, % of population age 16 years+, 2013-2017	58.00%	51.10%	54.60%	49.90%	49.10%	58.30%	55.10%	53.00%	52.00%	31.90%	52.90%	37.40%
Total health care and social assistance receipts/revenue, 2012 (\$1,000)	51,800,643	No data	1,757,625	No data	6,267	553,855	No data	No data	39,255	60,920	36,172	No data
Median household income (in 2017 dollars), 2013-2017	\$52,977	\$37,008	\$38,183	\$41,032	\$33,389	\$55,965	\$55,110	\$50,666	\$43,645	\$38,750	\$48,340	\$30,629
Per capita income in past 12 months (in 2017 dollars), 2013-2017	\$28,015	\$20,114	\$23,426	\$22,212	\$16,867	\$26,305	\$26,098	\$30,359	\$22,388	\$18,623	\$27,498	\$17,485
Persons in poverty, %	14.90%	25.20%	25.00%	17.60%	27.60%	13.00%	12.90%	13.30%	19.60%	22.50%	17.20%	22.20%
Total employer establishments, 2016	228,330	801	4,121	98	165	2,506	319	495	464	174	425	69
Total employment, 2016	3,804,433	13,107	73,625	539	2,871	37,793	2,665	6,071	6,237	1,976	4,365	1,502
Total employment, % change, 2015-2016	3.00%	4.50%	2.90%	-0.60%	31.00%	0.70%	8.50%	-5.20%	1.80%	3.30%	0.90%	-3.00%
All firms, 2012	929,864	3,709	15,461	801	739	10,037	2,162	2,612	2,233	786	2,059	638
Men-owned firms, 2012	480,578	1,759	6,867	391	364	4,857	1,084	1,488	1,097	431	1,083	274
Women-owned firms, 2012	376,506	1,543	7,230	371	346	4,047	932	840	920	316	684	235
Minority-owned firms, 2012	371,588	1,803	8,350	233	410	4,186	499	518	966	289	530	341
Veteran-owned firms, 2012	96,787	413	1,556	60	69	1,285	222	434	228	134	200	69
Population per square mile, 2010	168.4	177.3	622.8	38.9	38.1	372.5	72.8	66.8	184.3	48.2	61.6	25.2
Land area in square miles, 2010	57,513.49	257.84	249.76	324.89	391.94	375.54	393.93	395.66	150.27	249.03	344.64	358.4
FIPS Code	"13"	"13009"	"13021"	"13079"	"13093"	"13153"	"13169"	"13207"	"13225"	"13235"	"13237"	"13289"

<https://www.census.gov/quickfacts>

TCSG Definitions and Formulas

Total Credit Enrollment, Credit Hours, and FTE

Total students enrolled in credit courses, total credit hours taken by these students, and total full time equivalent (FTE). Semester FTE is credit hours divided by 15 and rounded down. Annual FTE is the sum of all credit hours for the academic year (Fall, Spring, and Summer semesters) divided by 30 and rounded down to the a whole number. Percent change is from same term of previous year to current term.

Unduplicated Graduates:

Each graduate is counted once regardless of how many awards received. A graduate who receives 2 TCCs and 1 Diploma = 1 graduate.

Awards Conferred (duplicated):

A graduate is counted for each award received, so one graduate can be counted multiple times if receiving multiple awards. A graduate who receives 2 TCCs and 1 Diploma = 3 awards.

Placement Formulas:

Placement Rates are based on unduplicated Graduates and unduplicated Employment Status, using the latest Employment Status entry for each student.

Total Placement

$$\frac{\text{In Field} + \text{Military} + \text{Rel Field} + \text{Unrel Field} + \text{In Field \& Cont Ed} + \text{Rel Field \& Cont Ed} + \text{Unrel Field \& Cont Ed} + \text{Cont Educ}}{\text{Numerator} + \text{Not Employed}}$$

Placed In Field

$$\frac{\text{In Field} + \text{Rel Field} + \text{Military} + \text{In Field \& Cont Ed} + \text{Rel Field \& Cont Ed}}{\text{Total Grads} - (\text{Unrel Field \& Cont Ed} + \text{Cont Ed} + \text{Unavail})}$$