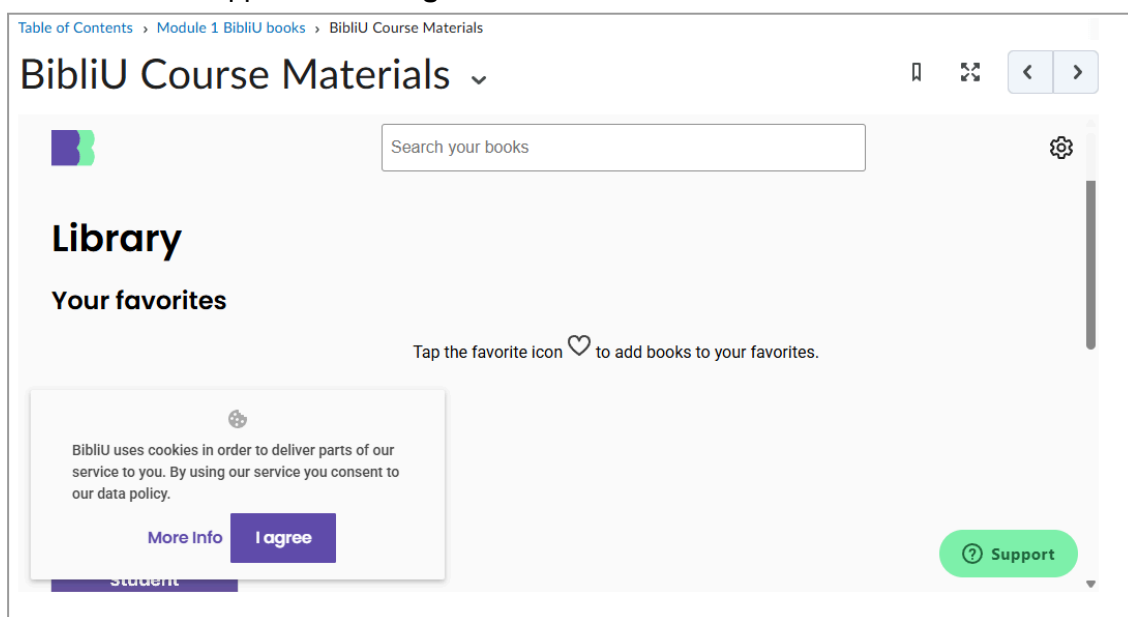


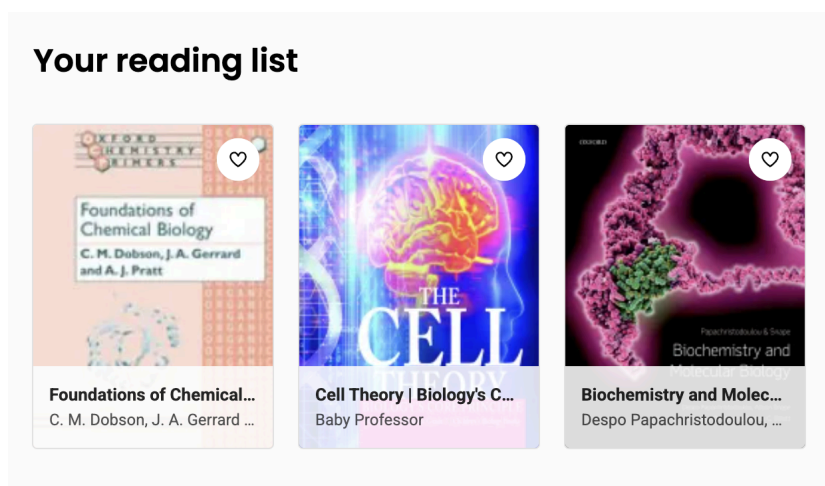
GTC Student Quick Reference Guide:

Accessing BibliU & eBooks:

- Log into your course in BrightSpace
 - Click on the tab called **BibliU Course Materials**
- This screen will appear. Click **I agree**.










- Once that is done all books for all courses should populate in your bookshelf.
- Select the eBook or course material you are wanting to use.



GTC Student Quick Reference Guide:

- Some of the features for using your eBook are below with icon explanations

	Return to library		Table of contents		Search
	Annotations: Highlights & Comments		Display options: Text font, size, color, etc.		Read aloud feature
	More options: Favorite, read offline, references, help				

Opting Out:

Students wishing or needing to receive resources in another manner can use the simple opt-out process.

- Once you have accessed BibliU select Manage at the top of the screen




- Then click on Opt-out for the desired resource

GTC Student Quick Reference Guide:

Opt Out

The BibliU platform provides an affordable and accessible digital first solution for textbooks, courseware, and more. You are currently opted in to receive content materials, you are able to opt out of individual materials below

Human Anatomy & Physiology I - BIOL-2401



Anatomy & Physiology: An Integrative Approach

By Michael McKinley

[Opt Out](#)

Publisher: McGraw-Hill

Edition: 2

Opt out by 09/01/2024

- Students will then be prompted to select a reason and click continue to be opted-out of receiving their materials via IA

Opting out



You are opting out of **Anatomy & Physiology: An Integrative Approach**. This decision will affect your access to content materials for this course, meaning you will need to source these materials yourself should you want to use them.

You have until **09/01/2024** to opt back in.

Please let us know why you are opting out

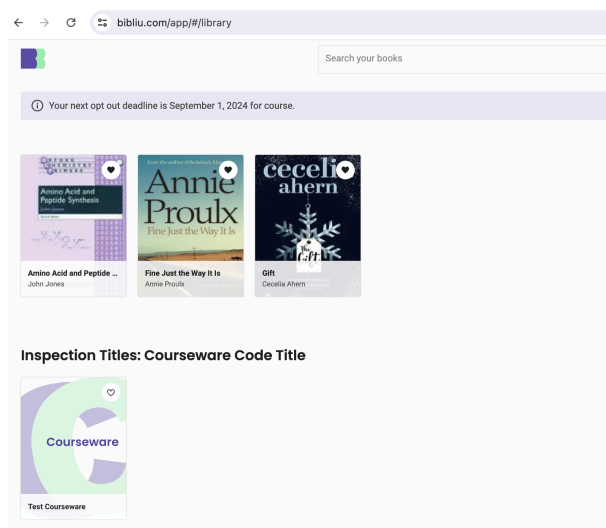
[Back](#)[Continue](#)

- Students can choose to opt back-in using the same directions until the date indicated on their home screen

Accessing Courseware (Coded):

- Once you have accessed BibliU select the Courseware that you are wanting to use:

GTC Student Quick Reference Guide:



- Every student has a unique code and only needs to be used one time when initially accessing the courseware. Following initial access the code will be stored and will not need to be used again.



**You need a code to access
"Biology: The Core – Jackson"**

You'll need to copy the following code and use it on the [publisher's site](#) or your schools LMS (Canvas, Blackboard, Moodle, etc).

USSBDC-SPADA-DJAJA-WROTE-TERZA-DIC...

[Copy code](#)

- Copy your code so you can use it on the publisher site (once you click 'publisher's site' or 'Copy code', BibliU will automatically open a second tab for you that takes you straight onto the publisher's website, or will provide you with instructions to go back to your LMS).
- Finally, please click on the last hyperlink, at the bottom of the page, in order to view instructions on how the code is redeemed.
- Follow the instructions to activate your Courseware product
- **For Pearson, please note that you will navigate back to Brightspace to enter your codes into the link provided by your professor to Pearson MyLabs.

GTC Student Quick Reference Guide:

Accessing Courseware (LTI):

- Each publisher has their own resources for setting up their LTI integrated courseware, such as Pearson MyLabs, Cengage Mindtap, and McGraw Hill Connect. If you are needing help setting these resources up in your course, please contact the bookstore, refer to the Faculty How-To Guide, or the publisher's website for more information.